

Mastery Test - Lesson 2

MIKE H

Name

Instructor

Date

Test

This is a written test. Answer the following questions about faults without referring to your workbook. You are expected to answer all of the questions correctly. Write on these sheets of paper.

1. In a POTS (Plain Old Telephone Service) line, the telephone set acts as an on-off switch.

True

False

2. A reversed pair is insignificant until there is a telephone set connected to it. Then the possibility for a trouble is likely.

True

False

3. There are two basic types of faults; metallic and nonmetallic. List the three kinds of metallic faults.

SHORTS 1.

GROUNDS 2.

CROSSED 3.

NOTICE: Not for use or disclosure outside the Bell System
except under written agreement.

Mastery Test - Lesson 2 (Continued)

4. One of the things that you should always do when you receive a trouble report is:

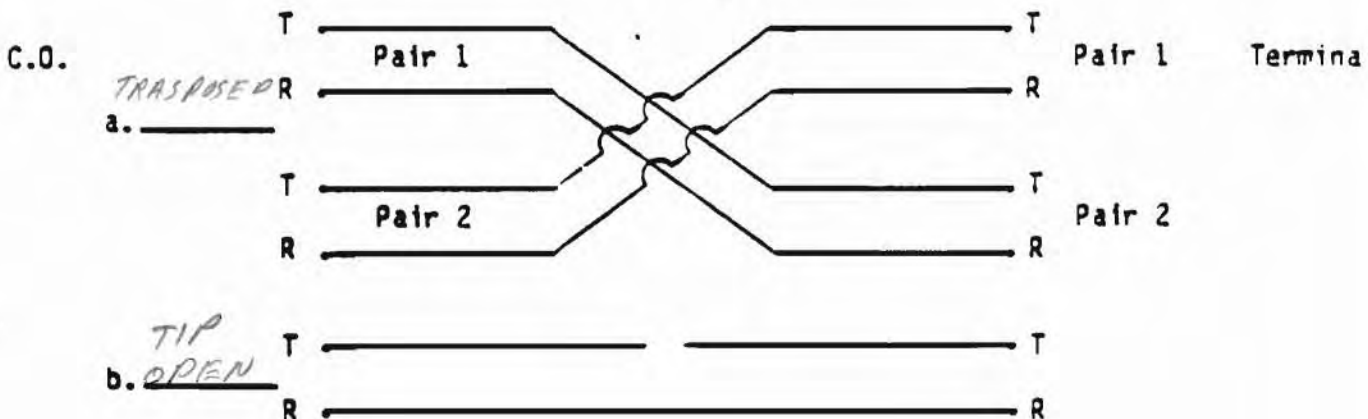
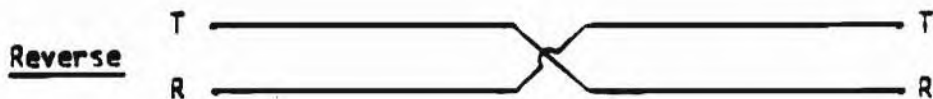
- a. Verify the type of trouble
- b. See your supervisor
- c. Check the weather

5. If a technician re-splits a split pair the fault will be cleared:

- a. Everytime
- b. 50-50 chance
- c. None of the above

6. Identify each of the faults below, as in the example.

Example:



NOTICE: Not for use or disclosure outside the Bell System except under written agreement.

Mastery Test - Lesson 2 (Continued)

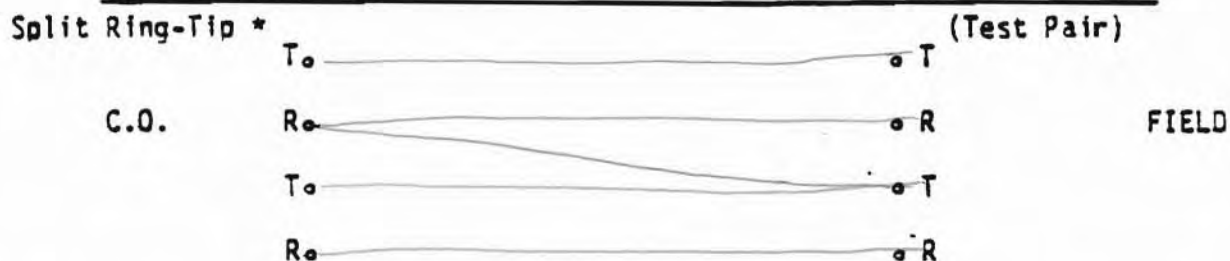
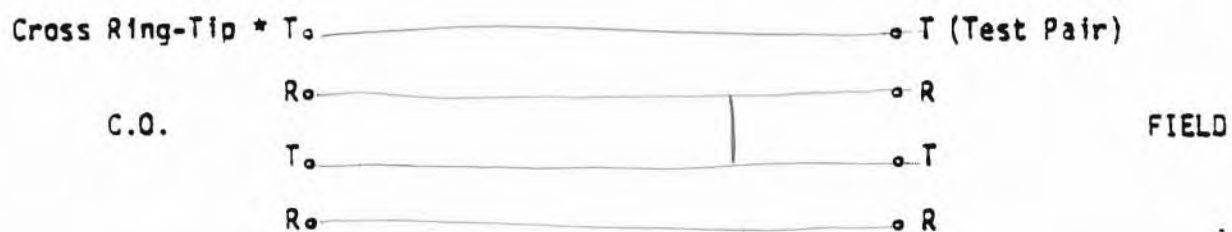

7. A trouble report identifying several bad pairs with different tested conditions such as; short, crossed with battery, open and grounded, would be an indication of:
- a. Damaged cable
 - b. Several bad pairs
 - c. A good test
8. A split in a branch or lateral off of a working pair would probably cause what type of fault?
- a. Metallic
 - b. Cross
 - c. Inductive

NOTICE: Not for use or disclosure outside the Bell System
except under written agreement.

Mastery Test - Lesson 2 (Continued)

9. Using an illustration as in the example, diagram the faults listed below.

Example:



* The phrase Ring-Tip indicates the ring of the test pair and the tip of the second pair. Another example would be crossed Tip-Tip. This would indicate that the tip of the test pair is crossed with the tip of the second pair.

NOTICE: Not for use or disclosure outside the Bell System
except under written agreement.

Mastery Test - Lesson 2 (Continued)

10. After verifying that a reported open pair had no metallic faults, the technician assumed that the pair was indeed open. What other type of fault should be considered?

- a. Split L2-25
- b. High resistance short circuit
- c. Cross

11. From the C.O. you look at a fault and verify it as a short circuit. However, it appears to be closer to the station. From the station terminal you look at the pair and see nothing on the pair, it looks clear. What other possibilities exist?

- a. The pair is shorted toward the C.O. and open to the station
- b. The trouble disappeared
- c. The pair has been transposed with a short circuited spare pair
- d. Any of the above possibilities could exist

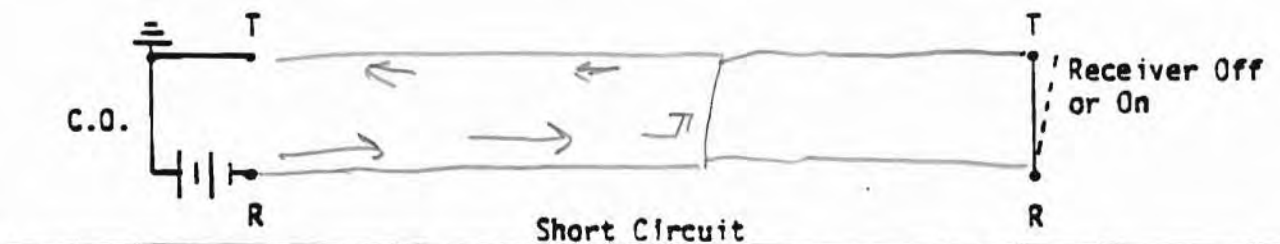
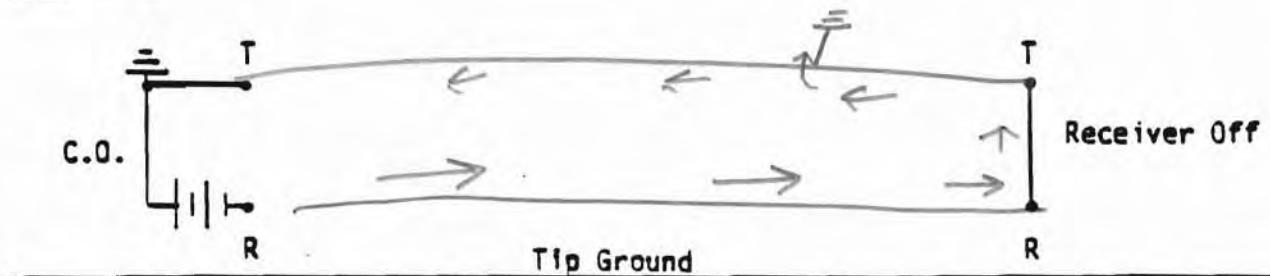
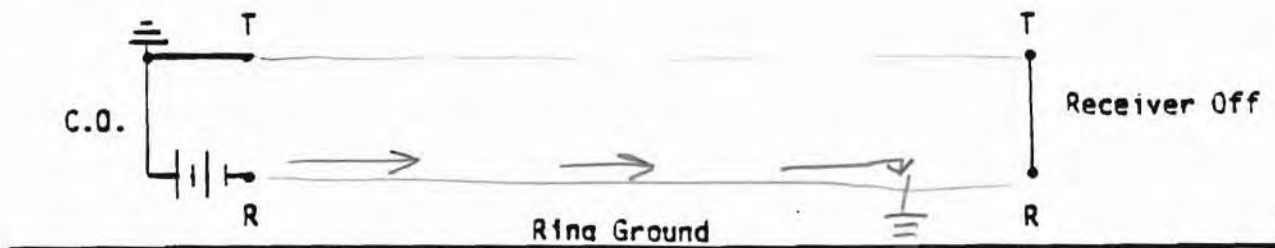

12. An open one side beyond the station of a working pair can cause which of the faults below.

- a. Interruptive
- b. Corrosive
- c. Inductive

NOTICE: Not for use or disclosure outside the Bell System
except under written agreement.

Mastery Test - Lesson 2 (Continued)

13. The schematics below are part of a telephone circuit. Draw in the conductors and type of fault for each diagram as indicated by its title and by means of arrows, indicate the path of central office current.



When you have completed this Mastery Test, give the test to the Instructor for checking. When the Instructor returns your test paper, recheck anything you missed. You will be asked to go back to your workbook and find the correct answers, and return your test to the Instructor for rechecking.

NOTICE: Not for use or disclosure outside the Bell System except under written agreement.