




Sun 3/470 System Overview






Sun 3/470 System Overview



VMEbus is a trademark of Motorola, Inc.

Sun Microsystems and Sun Workstation are registered trademarks of Sun Microsystems, Inc.

The Sun logo  is a registered trademark of Sun Microsystems, Inc.

Sun-3, SPARC (Scalable Processor ARChitecture) and DVMA (Direct Virtual Memory Access) are trademarks of Sun Microsystems, Inc.

UNIX is a trademark of Bell Laboratories.

CAUTION

This equipment generates, uses, and can radiate radio frequency energy and if not installed and used in accordance with the instructions manual, may cause interference to radio communications. It has been tested and found to comply with the limits for a Class A computing device pursuant to Subpart J of Part 15 of FCC Rules, which are designed to provide reasonable protection against such interference when operated in a commercial environment. Operation of this equipment in a residential area is likely to cause interference in which case the user at his own expense will be required to take whatever measures may be required to correct the interference.

This digital apparatus does not exceed the Class A limits for radio noise emissions from digital apparatus set out in the Radio Interference Regulations of the Canadian Department of Communications.

Le présent appareil numérique n'émet pas de bruits radioélectriques dépassant les limites applicables aux appareils numériques de la classe A prescrites dans le Règlement sur le brouillage radioélectrique édicté par le ministère des Communications du Canada.

Copyright © 1989 Sun Microsystems, Inc. – Printed in U.S.A.

All rights reserved. No part of this work covered by copyright hereon may be reproduced in any form or by any means – graphic, electronic, or mechanical – including photocopying, recording, taping, or storage in an information retrieval system, without the prior written permission of the copyright owner.

Restricted rights legend: use, duplication, or disclosure by the U.S. government is subject to restrictions set forth in subparagraph (c)(1)(ii) of the Rights in Technical Data and Computer Software clause at DFARS 52.227-7013 and in similar clauses in the FAR and NASA FAR Supplement.

The Sun Graphical User Interface was developed by Sun Microsystems Inc. for its users and licensees. Sun acknowledges the pioneering efforts of Xerox in researching and developing the concept of visual or graphical user interfaces for the computer industry. Sun holds a non-exclusive license from Xerox to the Xerox Graphical User Interface, which license also covers Sun's licensees.

Sun-3/470 System Overview

1. Sun-3/470 System Description

The Sun-3/470 Deskside Workstation consists of a Sun 3400 CPU in a 12-slot Office Pedestal. The basic system also includes a keyboard and mouse, and SunOS™ software. The following options are available:

FPA+ Floating Point Accelerator (As a Daughter Board)

P4 Graphics Frame Buffers (As a Daughter Board)

The 12-slot office pedestal provides nine industry-standard 9U VMEbus slots and can support from one to four ECC memory boards that provide either 8 or 32 megabytes each. It can currently support the following optional PC boards:

TAAC-1 Application Accelerator

ALM-2 Asynchronous Line Multiplier (Maximum of 4 per system)

GP2 3-D Graphics Processor with Frame Buffer

24-Plane graphics Frame Buffer (CG9)

8-Plane Graphics Frame Buffer (CG5)

SMD-4 Disk Controllers: (Maximum of 4 per System)

SCSI Host Adapter

1/2" Tape Controller

2nd Ethernet Controller

2. Installation Flowchart

The following Installation Flowchart provides a visual flow of the steps you should follow for your system installation. If you follow these steps in the order they are presented, you will have a smooth installation.

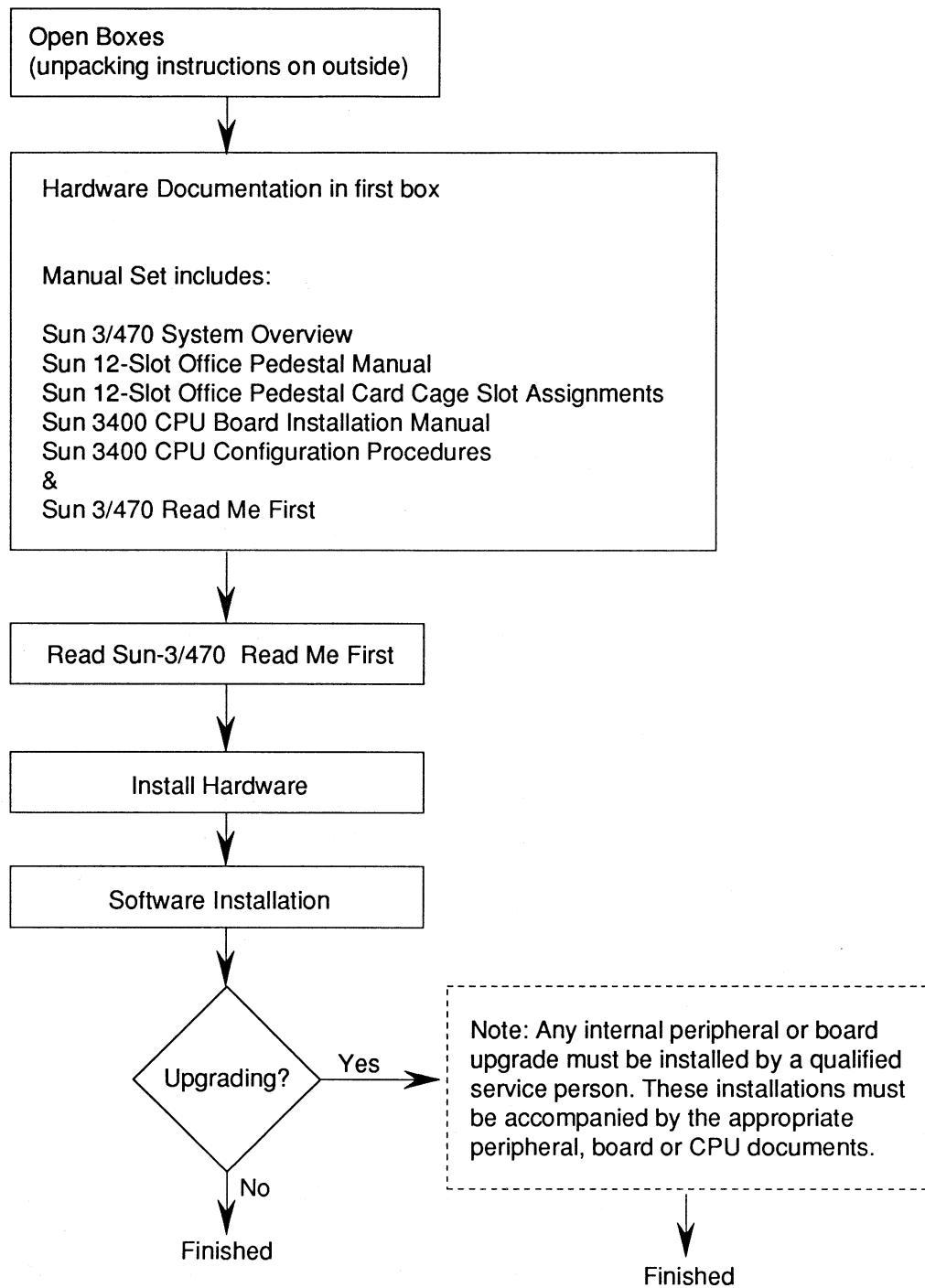


Figure 1 Installation Flowchart

1753

* The basic procedure is in the 12-Slot Office Pedestal Installation Manual. However, you need the 3400 CPU Installation Manual as well as the 12-Slot Office Pedestal Installation Manual to complete the hardware installation.

** Read the Read This First before you read Installing the SunOS.

3. System Documentation

The Sun-3/470 documentation includes a set of 3 documents specific to the Sun-3/470 system. It also includes sets of documents written specifically for the Sun 3400 CPU, the the Sun 12-Slot Office Pedestal, for each peripheral device, and for the operating system and system software. The following table lists the major documents included in the Sun-3/470 documentation set:

Table 1 *System Documentation List*

Name	Part Number
Sun-3/470 System Overview	800-3238
Sun-3/470 Read Me First	800-3302
Sun-3/470 Cardcage Slot Assignments and Backplane Configuration Procedures	813-2073
Sun 12-Slot Office Pedestal Installation Manual	800-3104
Sun 3400 CPU Board Installation Manual	800-2399
Sun 3400 CPU Configuration Procedures	813-2055
Peripheral Documentation	varies
Release Documentation	varies
System Documentation	varies

Sun-3/470 Documentation

The following documents are specific to the Sun-3/470 system:

Sun-3/470 System Overview — provides an overview of the complete system and a guide to the available documentation.

Sun-3/470 Read Me First — provides miscellaneous hardware information specific to this system, including last minute changes, and corrections to the other documentation.

Cardcage Slot Assignments and Backplane Configuration Procedures — provides the Sun-approved card cage slot assignments for the Sun-3/470. It also provides compatibility and restriction information for each board, and specific backplane jumpering assignments.

Office Pedestal Documentation

The following document is specific to the 12-slot Office Pedestal:

12 Slot Office Pedestal Installation Manual — describes how to unpack and install the pedestal, and how to hook up the monitor and the ethernet transceiver cable. This is the basic installation manual you will use. All other installation information is referred to in this manual. It also provides site requirements and instructions for accessing areas inside the enclosure.

CPU Documentation

The following documents are specific to the Sun 3400 CPU:

Sun 3400 CPU Board Installation Manual — explains how to connect the cables to the CPU. It also describes how to extract and install the CPU board should you need to reconfigure or replace it. It includes the self-test LED readouts, the connector pinouts, power consumption, board layout and jumper configurations, and how to send the board to Sun Customer Service.

Sun 3400 CPU Configuration Procedures — describes how to set all jumpers and switches on the Sun 3400 CPU.

Peripheral Documentation

If it is ordered as an upgrade, each peripheral device comes with an install or upgrade manual, and a configuration guide. The install or upgrade manual describes how to install, remove, or replace the device in the Sun 12-slot Office Pedestal, and the configuration guide describes how to set any jumpers and switches on the device.

Note that the install or upgrade manual shipped with a peripheral device is specific to the enclosure the device is installed in; in this case, the 12-slot Office Pedestal. If you order the same peripheral device for a Sun system in a different pedestal, you will receive a different install or upgrade manual.

Release Documentation

Each release of SunOS comes with a set of three release documents; *Installing the Sun Operating System*, *The Release Manual*, and a Read This First for the release.

Installing the SunOS — takes you from initial system power-up through the Sun™ installation. It describes *suninstall*, a terminal-based interface that provides you with an intelligent editor to complete the installation, tells you how to re-install an existing system, upgrade to future releases, and how to add new hardware. **Any time you upgrade the Operating System release, be sure to use the manual that comes with the new release because the installation instructions may change.**

The Release Manual — provides you with bug fixes, compatibility issues, operating system features and diagnostics.

Read This First — provides miscellaneous software information specific to this release, including last minute installation information.

System Documentation

The System Documentation contains many manuals supporting a specific release of the SunOS operating system. The System Documentation can be intimidating because of its sheer mass of information until you get it organized and set up in the document stand. Then you will notice that each manual has its own color-coded tabs labeled by subject matter or command. The System Documentation was not meant to be read cover-to-cover, but serves as a complete reference guide for the software features available with your software release. You just need to know where to look for the information!

Some of the more generally used manuals are:

- System Administration on the Sun Workstation
- Using Nroff and Troff on the Sun Workstation

These manuals tell advanced users how to get the most out of the powerful Sun utilities:

- UNIX Interface Reference

- PROM User's Manual

The Beginner's Guides are for those beginning their first foray into the UNIX® world. These are a set of tutorial manuals that introduce you to the file system, show you how to set up and use the user interface, and give examples to help you practice using the system. These easy-to-understand manuals bring you from your first login session all the way to customizing your user environment.

The Beginner's Guides have a separate order number and are shipped in their own "mini-box" which includes:

- Sun System Overview
- SunView Beginner's Guide
- Self Help with Problems

Table 2 *Revision History*

<i>Dash</i>	<i>Revision</i>	<i>Date</i>	<i>Comments</i>
01	01	8 November 1988	First Draft
02	01	30 November 1988	Second Draft
50	03	05 January 1989	Third Review Draft
50	04	25 January 1989	Beta Draft
10	A	14 April 1989	FCS
11	A	12 May 1989	Second FCS

SUN-3/470 SYSTEM OVERVIEW READER COMMENT SHEET

Dear Reader,

We who work at Sun Microsystems wish to provide the best possible documentation for our products. To this end, we solicit your comments on the *Sun-3/470 System Overview*, Part Number 800-3238. We would appreciate your telling us about errors in the content of the manual, and about any material that you feel should be there but isn't.

Typographical Errors

Please list typographical errors by page number and actual text of the error.

Technical Errors

Please list errors in technical accuracy by page number and actual text of the error.

Content

Did this guide meet your needs? If not, please indicate what you think should be added or deleted in order to do so. Please comment on any material that you feel should be present but is not. Is there material found in other manuals that would be more convenient if it were in this manual?


Layout and Style

Did you find the organization of this guide useful? If not, how would you rearrange things? Do you find the style of this manual pleasing or irritating? What would you like to see different?

Mail this completed form to:

Manager, Hardware Technical Publications
Sun Microsystems, Inc.
2550 Garcia Avenue
Mountain View, CA 94043





Corporate Headquarters

Sun Microsystems, Inc.
2550 Garcia Avenue
Mountain View, CA 94043
415 960-1300
TLX 37-29639

For U.S. Sales Office

locations, call:
800 821-4643
In CA: 800 821-4642

European Headquarters

Sun Microsystems Europe, Inc.
Bagshot Manor, Green Lane
Bagshot, Surrey GU19 5NL
England
0276 51440
TLX 859017

Australia: (02) 413 2666
Canada: 416 477-6745
France: (1) 40 94 80 00

Germany: (089) 95094-0

Hong Kong: 852 5-8651688

Italy: (39) 6056337

Japan: (03) 221-7021

Korea: 2-7802255

Nordic Countries: + 46 (0)8 7647810

PRC: 1-8315568

Singapore: 224 3388

Spain: (1) 2532003

Switzerland: (1) 8289555

The Netherlands: 3133501234

Taiwan: 2-7213257

UK: 0276 62111

**Europe, Middle East, and Africa,
call European Headquarters:**
0276 51440

**Elsewhere in the world,
call Corporate Headquarters:**
415 960-1300
Intercontinental Sales

