
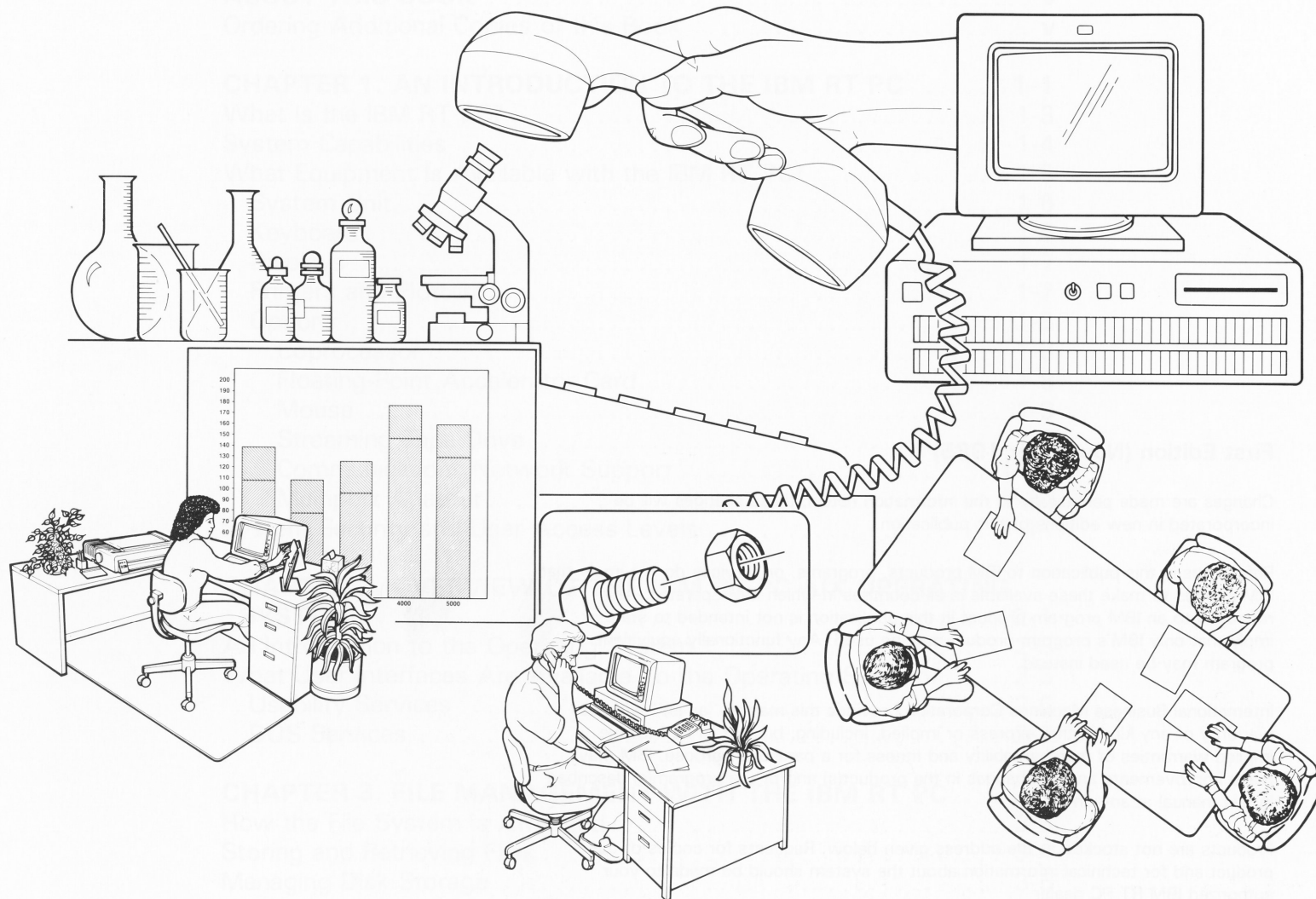


IBM[®]

RT PC Concepts



IBM RT PC Concepts



IBM RT PC
Concepts

First Edition (November 1985)


Changes are made periodically to the information herein; these changes will be incorporated in new editions of this publication.

References in this publication to IBM products, programs, or services do not imply that IBM intends to make these available in all countries in which IBM operates. Any reference to an IBM program product in this publication is not intended to state or imply that only IBM's program product may be used. Any functionally equivalent program may be used instead.

International Business Machines Corporation provides this manual "as is," without warranty of any kind, either express or implied, including, but not limited to, the implied warranties of merchantability and fitness for a particular purpose. IBM may make improvements and/or changes in the product(s) and/or the program(s) described in this manual at any time.

Products are not stocked at the address given below. Requests for copies of this product and for technical information about the system should be made to your authorized IBM RT PC dealer.

A reader's comment form is provided at the back of this publication. If the form has been removed, address comments to IBM Corporation, Department 997, 11400 Burnet Road, Austin, Texas 78758. IBM may use or distribute whatever information you supply in any way it believes appropriate without incurring any obligation to you.




Contents

ABOUT THIS BOOK	v
Ordering Additional Copies of this Book	v
CHAPTER 1. AN INTRODUCTION TO THE IBM RT PC	1-1
What Is the IBM RT PC?	1-3
System Capabilities	1-4
What Equipment Is Available with the IBM RT PC?	1-5
System Unit	1-6
Keyboard	1-6
Displays	1-7
Printers and Plotters	1-7
Options	1-8
Coprocessor	1-8
Floating-Point Accelerator Card	1-8
Mouse	1-9
Streaming Tape Drive	1-9
Communications Network Support	1-10
Multiport Adapter	1-10
System Security and User Access Levels	1-11
CHAPTER 2. OVERVIEW OF THE IBM RT PC AIX OPERATING SYSTEM	2-1
An Introduction to the Operating System	2-3
What User Interfaces Are Available To the Operating System?	2-5
Usability Services	2-5
DOS Services	2-7
CHAPTER 3. FILE MANAGEMENT WITH THE IBM RT PC	3-1
How the File System is Arranged	3-3
Storing and Retrieving Files	3-4
Managing Disk Storage	3-5
System Maintenance	3-6



CHAPTER 4. USING THE IBM RT PC FOR COMMUNICATION	4-1
Communicating with Other Users	4-3
Communicating Locally	4-3
Conference Communications	4-4
Communicating with Other Systems	4-5
Communicating Interactively with a Remote Data Bank	4-5
Communicating with Remote Systems	4-6
CHAPTER 5. PROGRAMS AND APPLICATIONS FOR THE IBM RT PC	5-1
What Types of Programs are Used with the System?	5-3
Programmer Support	5-4
Optional Licensed Programs	5-5
Languages	5-5
Support Programs	5-5
IBM Applications	5-6
Other Applications	5-9
CHAPTER 6. PUBLICATIONS LIBRARY	6-1
INDEX	X-1



ABOUT THIS BOOK

This book presents an overview of the IBM RT PC. Concepts are presented to help explain what the system is, how it works, and how it can be integrated into the work environment.

Ordering Additional Copies of this Book


To order additional copies of this publication, use either of the following sources:

- To order from your IBM representative, use Order No. GC23-0784
- To order from your IBM dealer, use Part No. 55X8895

Chapter 1. An Introduction to the IBM RT PC

This chapter introduces you to:

- The capabilities of the IBM RT PC
- The system components
- System security and user access levels





An Introduction to the IBM RT PC

WHAT IS THE IBM RT PC?

The IBM RT PC is a 32-bit **processor** system. It uses the IBM RT PC Advanced Interactive Executive (AIX) Operating System which is derived from the UNIX* System V operating system, a UNIX system developed by AT&T Bell Laboratories.

Some of the **operating system's** characteristics are:

- Multi-tasking – provides the ability to run tasks simultaneously
- Usability interface – provides a full screen interface to selected AIX Operating System commands
- Portability – provides the ability to use applications written to run on some other UNIX systems
- Program-development – provides an environment that allows the use of the programmer-productivity tools
- Text-processing – provides text editing and formatting tools
- Communications – provides several ways to transfer data between devices and with other **interactive** systems.

*Trademark of AT&T Bell Laboratories

processor: A functional unit that interprets and executes instructions.

operating system: Software that controls the running of programs.

interactive: Pertaining to an activity involving requests and replies as, for example, between a system user and a program or between two programs.



application: A particular task, such as inventory control or accounts receivable.

bit: Either of the binary digits, 0 or 1, used in computers to store information.

byte: The amount of storage required to represent one character; a byte is eight bits.

SYSTEM CAPABILITIES

The IBM RT PC system is designed to provide processing capability for use in the engineering/scientific environment. In addition, it can be used for Computer Aided Design/Computer Aided Manufacturing (CAD/CAM) **applications**, plus general purpose applications such as spreadsheet, data base management and text processing.

The IBM RT PC qualifies for such applications for several reasons:


- First is the processing power of the 32-**bit** processor
- Second is the storage capacity of up to 210M-**bytes**
- Third is the full range of devices available from plotters, to printers, to displays.




WHAT EQUIPMENT IS AVAILABLE WITH THE IBM RT PC?

The IBM RT PC system allows flexibility when choosing components for your business needs. The system can be made up of a variety of different individual hardware components. Whatever **configuration** you choose, any system will include at least one system unit, keyboard, display, and probably a printer. The AIX Operating System provides a full screen interface to describe the configuration you have chosen.

configuration: The arrangement of a computer system as defined by the nature, number, and the chief characteristics of its components.





system unit: The part of the system that contains the processing unit, the disk drives, and the diskette drives.

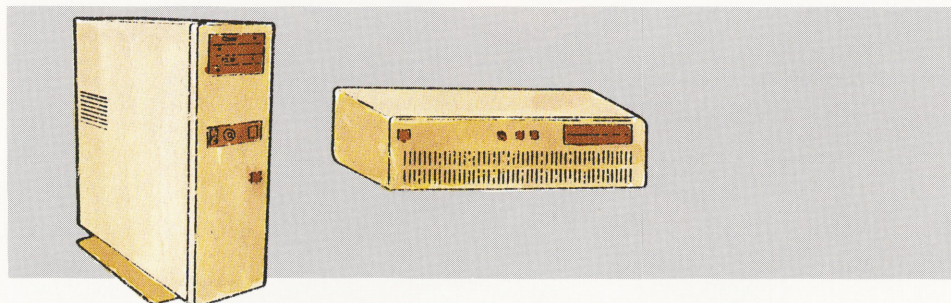
diskettes: A thin, flexible magnetic plate that is permanently sealed in a protective cover. It can store information copied from the disk or another diskette.

You can choose a floor-standing system unit or a table-top system unit for your IBM RT PC system.

System Unit


Two **system units** are available for the IBM RT PC. The RT PC Model 10 is a table-top system unit, and the RT PC Models 20 and 25 are floor-standing units. Each system unit has different capacities to match your business needs. For example, the RT PC Model 10 comes with six expansion slots, a 40M-byte fixed disk, and a 1.2M-byte **diskette** drive. It can also have up to 4M-bytes of memory.

The RT PC Models 20 and 25 come with 8 expansion slots. You can have up to three 70M-byte hard files and up to two diskette drives. A 1.2M-byte diskette drive comes with the system unit. For your second diskette drive, you can add either another 1.2M-byte diskette drive or a 360K-byte diskette drive. The 360K-byte diskette drive permits data interchange with various members of the IBM Personal Computer family.



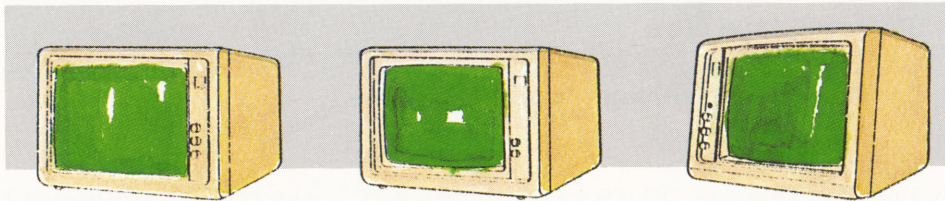
Keyboard

The keyboard has a typewriter-style letter and number keys layout. In addition, special keys are included that perform specific functions for various applications.



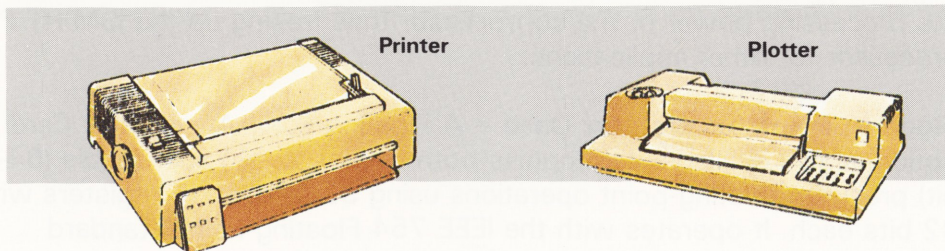
Displays

Several **displays** are available with the IBM RT PC. They include the 12 inch black and white, the 12 inch green monochrome and the 14 inch color displays. Each display has its specific characteristics to match your needs and working environment. For example, the black and white display can be used for text applications while the color display is useful for engineering and CAD/CAM applications.



Printers and Plotters

Several different types of printers of varying speeds and print quality, including color printing, can be connected to the IBM RT PC. And, you may have more than one printer connected to the system. There are also several models of color plotters available in various sizes and with varying numbers of pens.



display: An output unit that gives a visual representation of data.



coprocessor: An optional processor that allows you to run many IBM Personal Computer AT applications.



Options

Several options are available with the IBM RT PC. They include a:

- Coprocessor
- Floating-point accelerator card
- Mouse
- Streaming tape drive
- Communications network support
- Multiport adapter.


Coprocessor – An optional **coprocessor** is available for the system. The coprocessor supports many applications that run on the IBM Personal Computer AT. You can therefore use many of your existing IBM Personal Computer AT applications on the IBM RT PC system. Also, coprocessor and IBM RT PC applications can run concurrently, so you can switch back and forth between the RT PC applications and coprocessor applications from the system keyboard.

Running programs concurrently can be particularly helpful for scientific/engineering applications. Applications that run on the coprocessor use the processing power of the coprocessor thus freeing up the IBM RT PC processor for other applications.


Floating-Point Accelerator Card – A Floating-Point Accelerator Card option is also available. It supports both single (32-bit) and double (64-bit) precision floating-point operations using 32 sets of 16 registers with 32 bits each. It operates with the IEEE 754 Floating-Point Standard (subset 10.1).

Mouse – A **mouse** is available as an optional input device. It lets you perform certain functions without the use of the keyboard, such as moving the cursor around the display screen and selecting choices from menus.

mouse: A device that allows the user to select items on the display screen and scroll the screen by means of buttons.



Streaming Tape Drive – The optional IBM RT PC Streaming Tape Drive allows you to make a backup copy of the data stored on the fixed disk. This provides an additional measure of safety and security for your data.

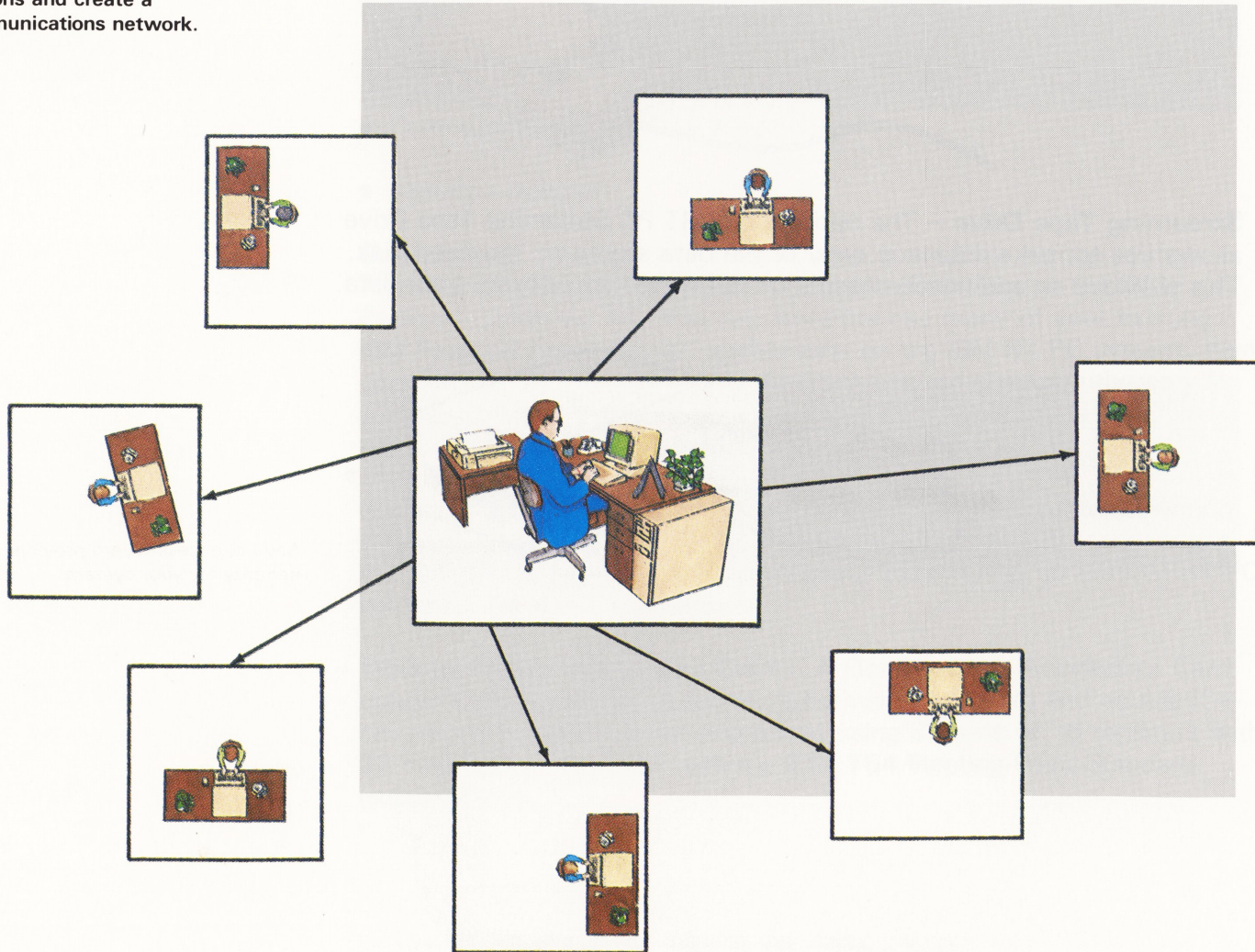




Communications Network Support – Building a communications network is another option. IBM RT PC's can talk to each other, to a host, or to commercial data base services via asynchronous communications and an appropriate communication program.

Multiport Adapter – Multiport adapters can be added to the system to attach up to seven ASCII terminals.

By using multiport adapters, you can expand the number of work stations and create a communications network.



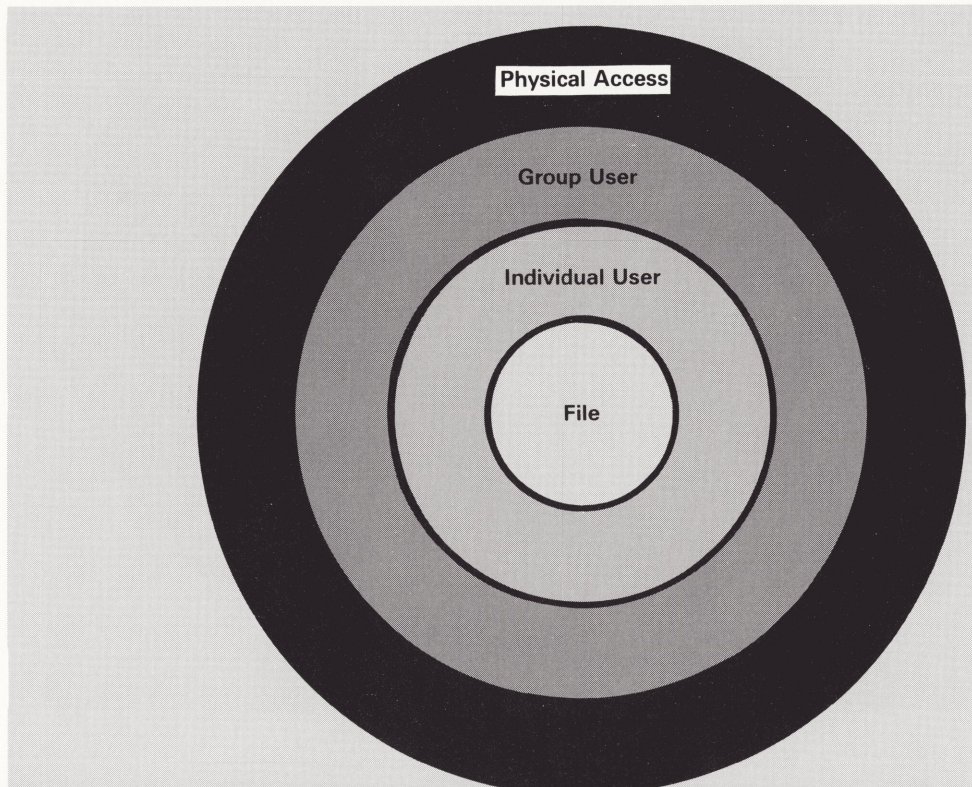
SYSTEM SECURITY AND USER ACCESS LEVELS

Security of the system is provided by different **layers of access**. Aside from the security of physical access provided by a **keylock**, there are internal security measures built into the IBM RT PC system.

During the customization phase of your system installation, security **passwords** can be established. If the correct password is given, a user gains access to the system. Consequently, if an incorrect password is given, access is denied.

In addition, security access levels may be established, providing full or limited use of the available functions. For example, a certain **group of users** can have full access while others are limited to certain data and functions. Within a group, you can share files.

Further, security can be assigned to the **file** itself. The file can be given a level of security so that an individual can only read or read and change the file.



access layer: The level of authority required to obtain data from or put data into storage.

keylock: A security feature in which a lock and key can be used to restrict the use of the display station.

password: A string of characters used by the system to verify that a user is authorized to access the system.

group user: The security access level below system group. The users at this level can share specified files.

file: A collection of related data that is stored and retrieved by an assigned name.

Several access layers provide security for your system.






Chapter 2. Overview of the IBM RT PC AIX Operating System

This chapter introduces you to:

- The operating system
- System interfaces





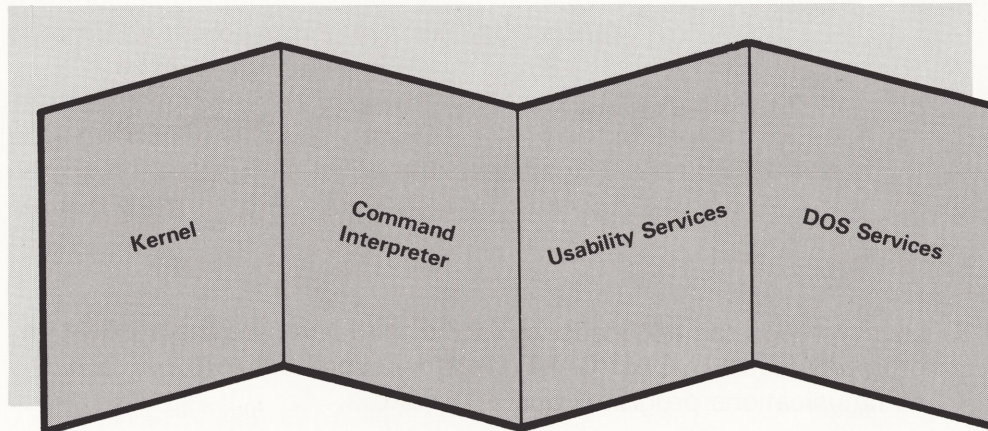
Overview of the IBM RT PC AIX Operating System

AN INTRODUCTION TO THE OPERATING SYSTEM

The IBM RT PC gets its capability from its Advanced Interactive Executive (AIX) Operating System. An operating system is a set of programs that determines what your computer can do. When you give the computer an instruction, the operating system processes that instruction.

The IBM RT PC AIX Operating System has two major parts, the **kernel** and the **command interpreter**. The kernel consists of the programs that control how the computer does its work. The command interpreter, sometimes called an **interface**, is a program that translates your **commands** into instructions for the kernel.

Additional command interpreters (for example, the Usability Services interface or the DOS Services) are included with the operating system.



kernel: The part of the operating system that supervises input and output, manages and controls the hardware, and schedules user processes for execution.

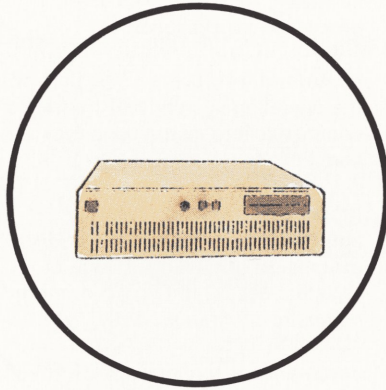
command interpreter: The part of the operating system that translates commands into instructions for the kernel.

interface: A shared boundary between two or more entities, for example, a portion of storage or registers accessed by two or more computer programs.

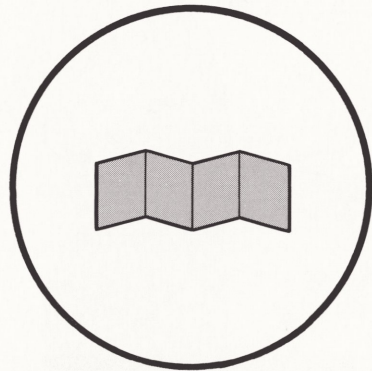
command: A request to perform an operation or execute a program.




How does the operating system fit into the IBM RT PC system? You can think of the RT PC system as having three levels.



1. Level one is the computer itself. At the first level, the computer's system unit is a physical component. It can perform a limited number of electronic operations.



2. Level two is the AIX Operating System. The operating system at the second level is a group of programs that controls how the computer works.



3. Level three is the applications. At the third level are the application programs such as CAD/CAM, electronic spreadsheets, communications programs and text editors.

WHAT USER INTERFACES ARE AVAILABLE TO THE OPERATING SYSTEM?

An interface is a shared boundary between two or more entities. For example, an interface can be a set of commands to provide user access to an operating system.

Several user interfaces are provided to the operating system. The first is a command language derived from UNIX System V. **Usability Services** and **DOS Services** provide two additional interfaces.

Usability Services

The Usability Services interface allows you to interact with the IBM RT PC AIX Operating System without having to learn all the commands. It does this by presenting your choices on the screen, so you can see, and not have to remember, the commands.

The available commands and choices are displayed on the screen where the choices are made. Usability Services translates these commands into commands the operating system understands.

The Usability Services interface makes use of the entire screen. The possible commands you may run, the possible choices for each command, messages, helps, etc. are displayed on the screen as you request them.

Usability Services: A command interpreter (interface) that displays windows and prompts to interact with the user.

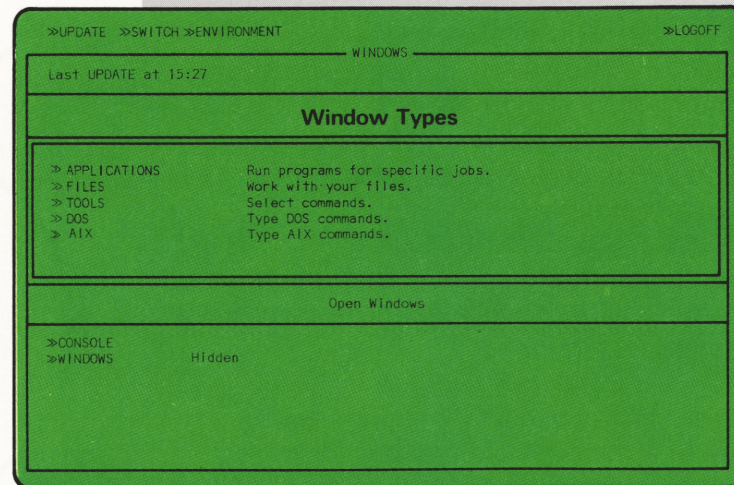
DOS Services: A command interpreter (interface) that uses DOS-like commands and features to interact with the user.



window: A rectangular area of the screen in which the dialog between the user and a given application is displayed.

Each Usability Services program uses a screen, also called a **“window”**. You can run multiple programs at once, so you can have multiple windows. Using the keyboard, you can move from one window to the next. Also, you can use the WINDOWS window (one of the Usability Services interfaces) to manage these windows.

As you can see in the window below, there are five types of windows to choose from.



DOS Services

Computers perform tasks when they receive instructions from their operating system. These instructions are in the form of commands or **keywords** that the computer recognizes.

The IBM RT PC uses the Advanced Interactive Executive (AIX) Operating System. However, many IBM computer users are familiar with the IBM Personal Computer Disk Operating System known as PC **DOS**, which is used with the IBM Personal Computers.

To help those who already know PC DOS, a DOS user interface is provided called DOS Services. DOS Services uses DOS-like commands and features. Using the DOS Services, files can be created, stored, revised, displayed, and printed. This is done using the DOS-like commands. It also provides a mechanism to migrate existing DOS files you may have to the IBM RT PC AIX files or move IBM RT PC AIX files to your PC.

keyword: A predefined word in a programming language; a reserved word.

DOS: Disk Operating System: An operating system that controls programs on diskettes.






Chapter 3. File Management with the IBM RT PC

This chapter introduces you to:

- The system file structure
- Storing and retrieving files
- User access to files
- File maintenance





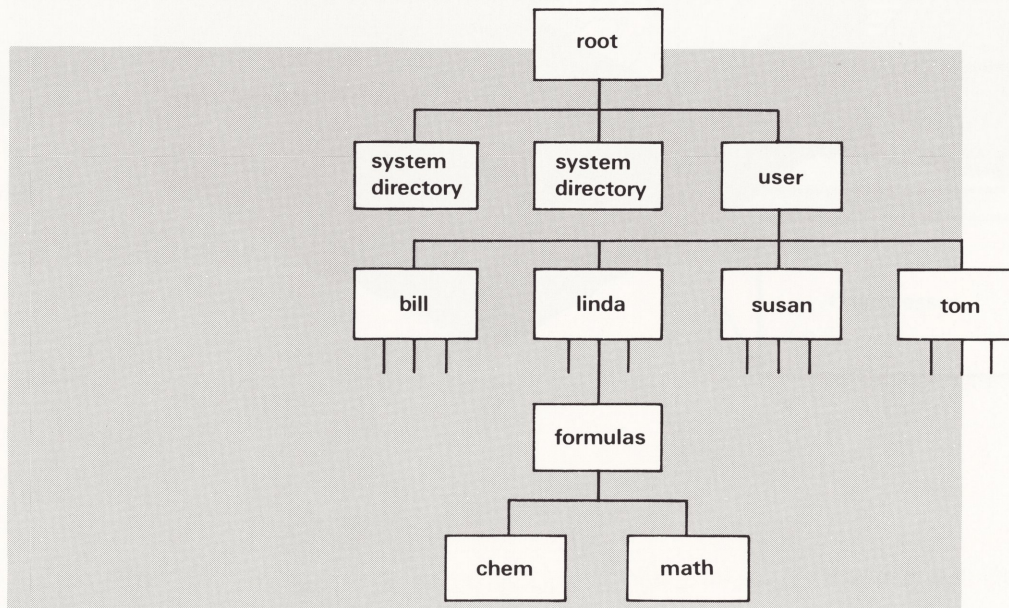
File Management with the IBM RT PC

HOW THE FILE SYSTEM IS ARRANGED

The management of the IBM RT PC is based on a **file tree structure**. As the name implies, the structure begins with a root and from there branches out. You can think of the root as the main **directory** of the system. From the **root directory** are branches called **subdirectories**. Some subdirectories are pre-assigned for system use.

Other subdirectories are established when user ID's are created. For each user ID, a home directory is established for that user. From the home directory, a user can create subdirectories.

Files are stored in a user's directory. A user may create multiple directories and subdirectories. For example, a user might create a directory called "Formulas" to store various formulas. In order to separate the types of formulas, the user could create subdirectories to contain the different types of formulas. These subdirectories might be called "Chem" and "Math". For example:



file tree structure: A hierarchical file sequence, consisting of a root directory and one or more levels of subdirectories called via the root directory.

directory: A type of file containing the names and controlling information for files or other directories.

root directory: The main directory of a tree-structured directory system.

subdirectory: A directory within another directory in the file system hierarchy.

The root directory, Formula, contains two subdirectories, Chem and Math, where formulas are stored according to their categories.



STORING AND RETRIEVING FILES

The contents of each directory can be displayed or printed. Decisions can then be made whether to keep files stored in the system, to delete files, or to off-load files onto diskette or tape for future use.

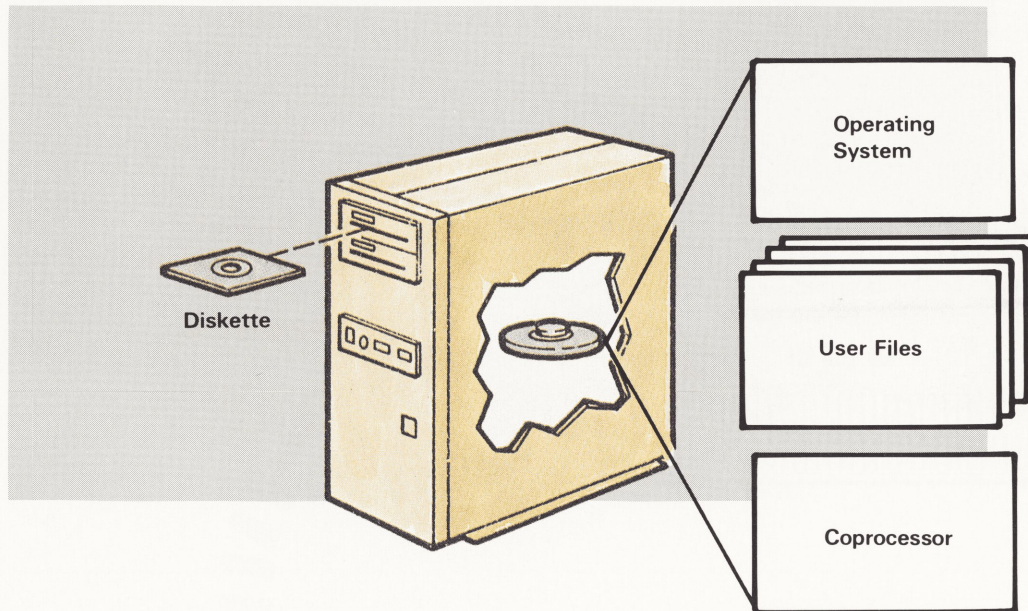


MANAGING DISK STORAGE

Each fixed disk can be partitioned or divided into sections. These sections are called **minidisks**. That means storage space can be allocated to a number of uses. These include system use, user files, and coprocessor use.

In addition to using the fixed disk for storage, diskettes can also be used to store infrequently used files. This will free up needed storage space, or provide storage backup. Each diskette has a storage capacity of 360K-bytes or 1.2M-bytes, depending on the diskette and drive. A faster way to provide backup for the fixed disk is with the streaming tape.


minidisk: A logical division of a fixed disk.



file system check: A self-diagnostic check which makes sure the files are in order and that no problems exist.

SYSTEM MAINTENANCE

Each time the system is powered on, it automatically goes through a self-diagnostic check. Part of the checking procedure, called the **File System Check**, verifies that the operating system was properly shut down before the power was turned off. If a problem is encountered, the system attempts to correct it. If it cannot correct the problem, the user is notified of the problem for further corrective action.




Chapter 4. Using the IBM RT PC for Communication

This chapter introduces you to:

- Communicating locally
- Conference communications
- Communicating interactively with remote data banks
- Communicating with remote systems





Using the IBM RT PC for Communication


COMMUNICATING WITH OTHER USERS

Communicating ideas and information is as vital as creating ideas and information. To accomplish these tasks, the IBM RT PC provides a means to do both – create and communicate.


With communications capability, mail or messages can be sent electronically to one user or multiple users. Mail can also be forwarded with or without editing and redirected to other systems.

Communicating Locally

There is an optional communication facility available called INmail/INnet/FTP*. It is used to send and receive mail electronically among the users on a single IBM RT PC system. With this facility, up to eight terminals can be attached to a single system. For instance, a department could have a terminal in eight different offices on separate floors in the building, all connected to the same system.



Users in different offices or on separate floors can communicate with each other using INmail/INnet/FTP.

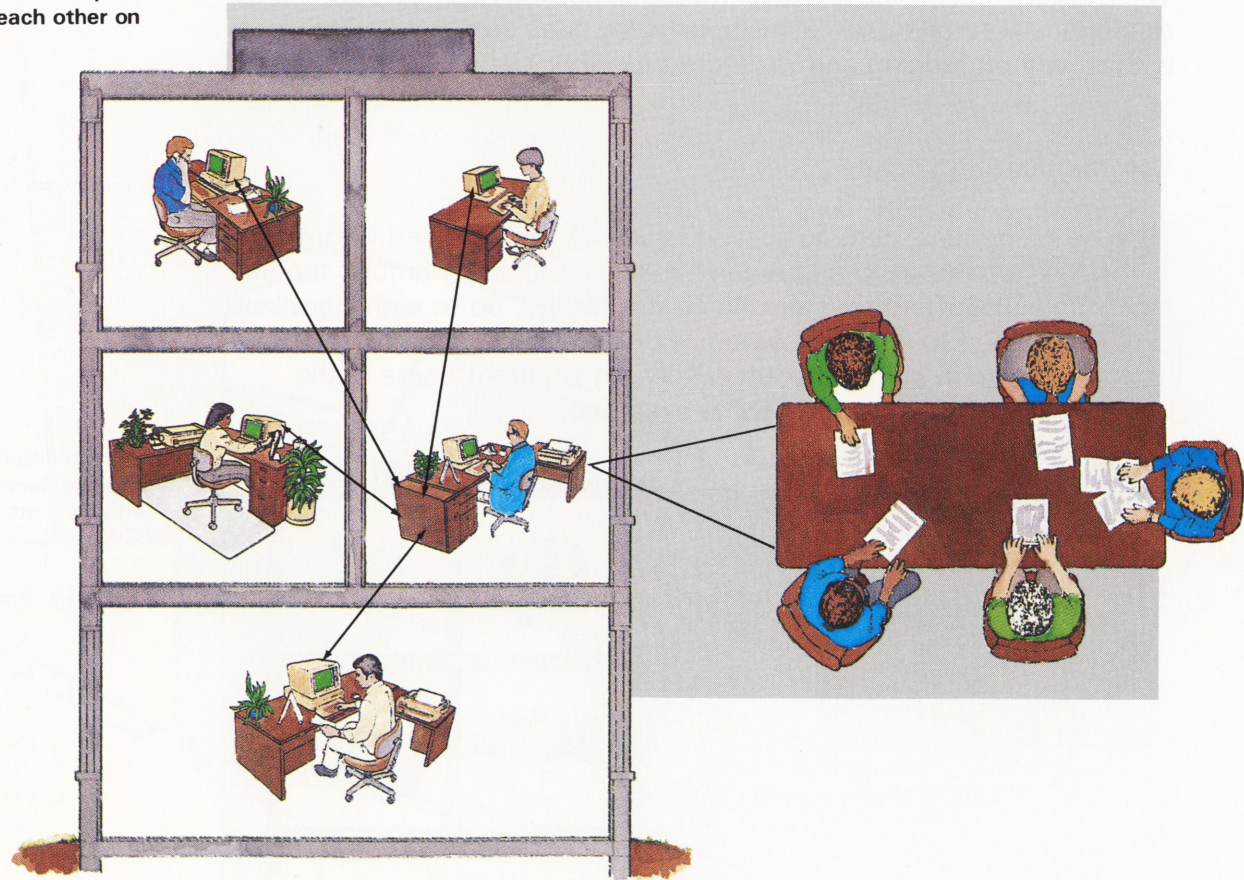


Conference Communications

Besides sending and receiving mail to each other individually, up to eight users may communicate with each other.

In essence, an online conference can be established. Each system user can take a turn communicating. When the conference is over, a transcript can be printed of the entire electronic conference.

Users can hold a conference by communicating with each other on the RT PC system.



COMMUNICATING WITH OTHER SYSTEMS

Besides communicating with another user on the same system, a user can send data to or receive data from another IBM RT PC system or, in some cases, other compatible systems.


Communicating Interactively with a Remote Data Bank

Communicating between an IBM RT PC and a remote **data bank** is also possible. Attach a **modem** to your system, use the appropriate communication software, and use the telephone to call the other location. You can program the system to call and answer automatically. For example, the system can be set up to call a service at a specified time and retrieve an up-to-date copy of data.

data bank: A collection of data gathered and maintained by an organization.

modem: A device that converts data from the computer to a signal that can be transmitted on a communications line, and converts the received signal to data for the computer.

A user can extract information from a remote data bank.



remote system: A system connected to another system through a communications line.

batch operation: The processing of data, accumulated in advance, so that all data is processed in the same run.

background process: An activity that does not require operator intervention and can be run by the computer while the work station is used to do other work.

A user can send information to another UNIX-based system to print out or process a file.

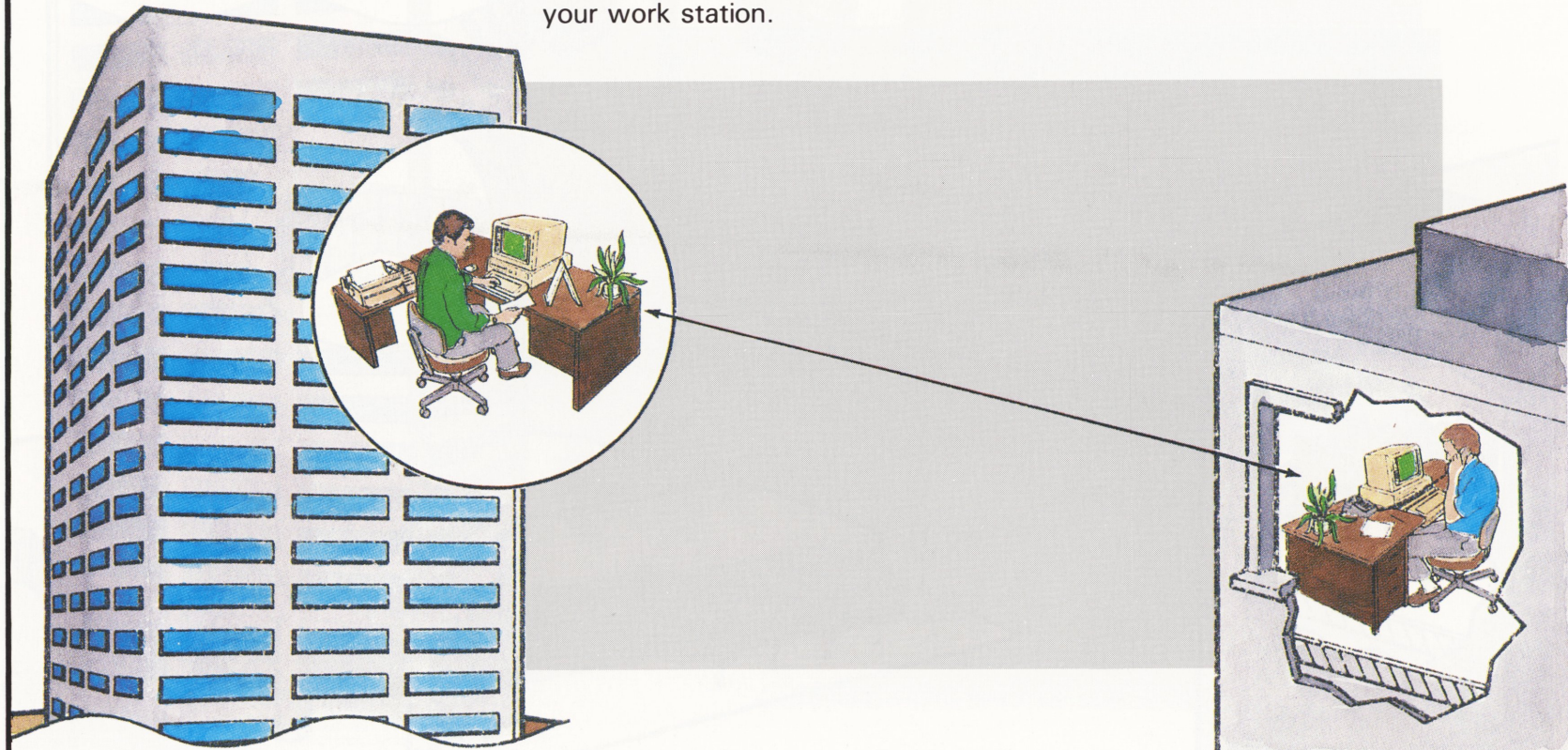

Communicating with Remote Systems

The IBM RT PC provides the ability to communicate with **remote systems**. The remote systems may be located on the same floor, in the same building, or across the country.

The IBM RT PC uses the UNIX-to-UNIX copy facility, a group of programs, to communicate with remote UNIX-based systems.

UNIX-to-UNIX is a **batch operation** that is performed in the **background**. That means, while the communication is taking place, you can use your work station for other jobs without having to wait for the communication task to finish.

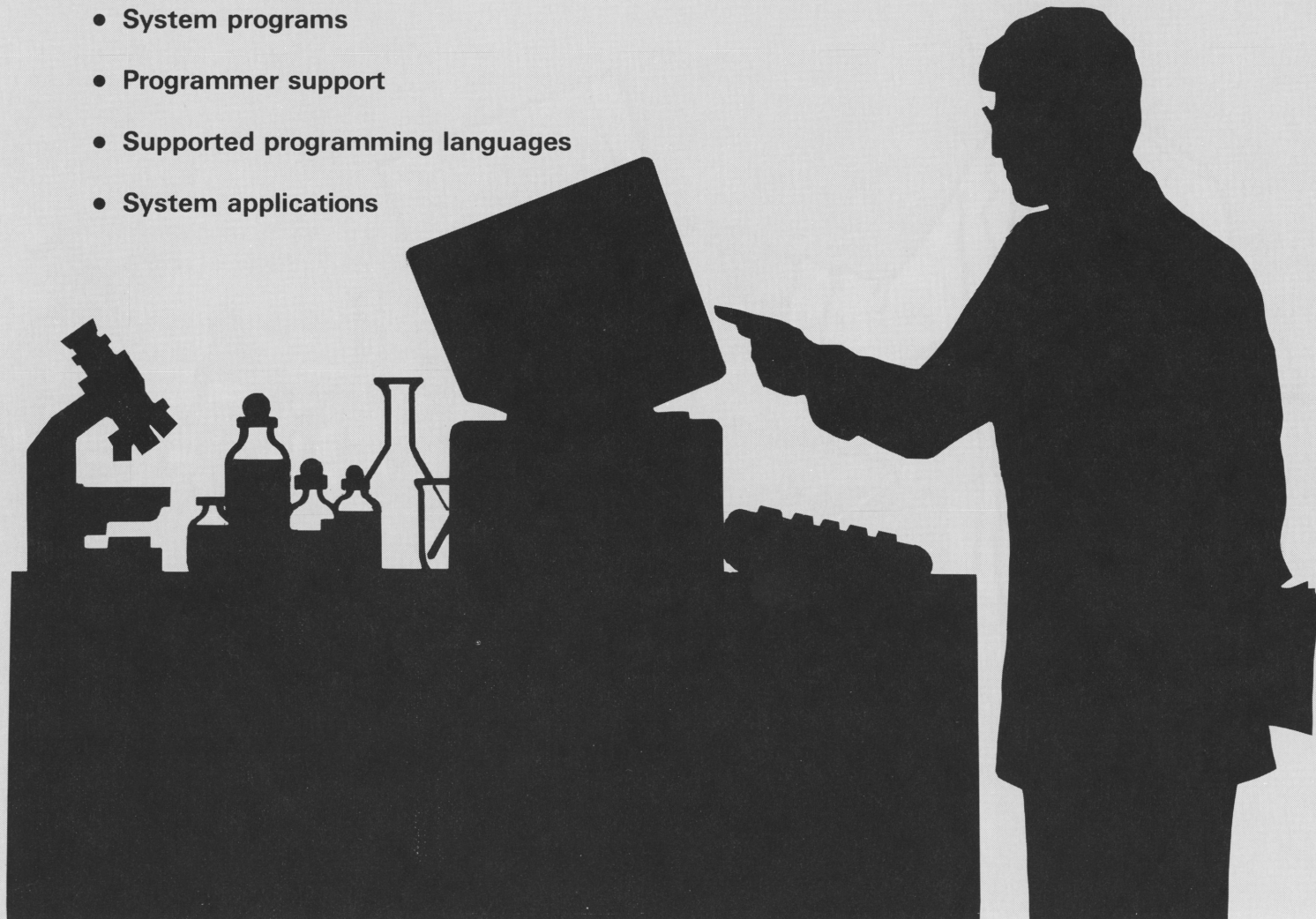
For example, you can send a large file to a remote system for printing on a particular printer, and at the same time you can edit a document at your work station.




Chapter 5. Programs and Applications for the IBM RT PC

This chapter introduces you to:

- System programs
- Programmer support
- Supported programming languages
- System applications





Programs and Applications for the IBM RT PC

log-in procedure: The method used to sign on at a work station.

WHAT TYPES OF PROGRAMS ARE USED WITH THE SYSTEM?

What is a program? A program is a set of instructions that a computer can interpret and run. You may think of most programs as belonging to one of the following categories:

- Operating system programs
- Support programs
- Application programs

Operating system programs control how the computer works. Programs such as commands, and the **log-in procedure** are components of the operating system.

Application programs are designed to perform a particular task. Some examples of application programs are computer-aided design packages, electronic spreadsheets, word processing applications, or accounting packages.



Many different applications can be used with the RT PC system.



call: A request by an active process for a service by the system kernel.

PROGRAMMER SUPPORT

For those times when you need to develop applications, the IBM RT PC system provides the following programming aids:

- A library system that is designed to help programmers build and maintain applications.
- System **calls** provide a variety of functions for application programs. In this way, the programmer doesn't have to write the code for those functions each time a program is written.
- The C language compiler.



OPTIONAL LICENSED PROGRAMS

programming language: An artificial language established for expressing computer programs.

Languages

Several **programming languages** are available for use with the IBM RT PC. They include:

- BASIC – The IBM RT PC BASIC language was designed to be compatible with the IBM PC BASIC. BASIC was created as an easy to use, interactive language which has become popular with personal computer users.
- FORTRAN – A large number of FORTRAN engineering and scientific applications exist.
- Pascal – Pascal is an important language in the computer science community.

Support Programs

In addition to the programming languages, there are several support programs available for use with the IBM RT PC. They include:

- Data Management Services provides services by which information can be created, sorted, updated, stored, rearranged, retrieved, displayed, or printed.
- Graphics Development Toolkit – designed for software application developers. It provides the means for writing device-independent graphic software. Device-independent means you can direct your application program output to any supported device without having to modify the application.



data base: A central collection of data fundamental to an enterprise.


data management: The function of controlling the acquisition, analysis, storage, retrieval, and distribution of data.

relational data base management system: A data base management system that permits access to records in the data base.

IBM Applications

Available for the IBM RT PC is a **relational data base management** system. This program provides both a full screen query interface and an interactive command query interface.

The graphics application provides a library for graphics applications. Programmers can develop their own graphics applications or use existing graphics application licensed program products.



The IBM Professional Graphics Series is a group of independent graphic programs. In addition to the Graphics Development Toolkit, they are:


- Plotting System – designed for the creation of charts. The types of charts available include area, bar, line, pie, scatter, schedule, step, and text-only charts.
- Graphical File System – consists of programs that provide for storage and **portability** of graphic images. This means a coded picture can be sent to a file for storage. The picture can then be retrieved and interpreted by using the Graphical File System interfaces. These allow the re-creation of the original picture on a plotter, display, or other output device.
- Terminal Emulator – enables the IBM RT PC to emulate certain graphics terminals and selected features. It allows access to host-computer software, sending and receiving files, and printing both alphanumeric and graphic output. The Terminal Emulator is an icon-driven system.

portability: The ability to use data sets or files with different operating systems.



Text processing capability is available for the creation, storing, retrieving, revising, and deleting of text information. In addition, document formatting capabilities are included. Functions such as footnotes and paragraph numbering are part of the text processing application.

There are other applications that are available for use on the IBM RT PC. To receive additional information on available applications, contact your IBM sales representative.



Other Applications

In addition to the IBM applications, there are many types of applications available to the IBM RT PC user. There are choices available to the technical or business professional, clerical, or administrative personnel in all types and sizes of business. There are two categories of applications: applications that run on the IBM RT PC Coprocessor option, and applications that run on the IBM AIX operating system using the native processor.



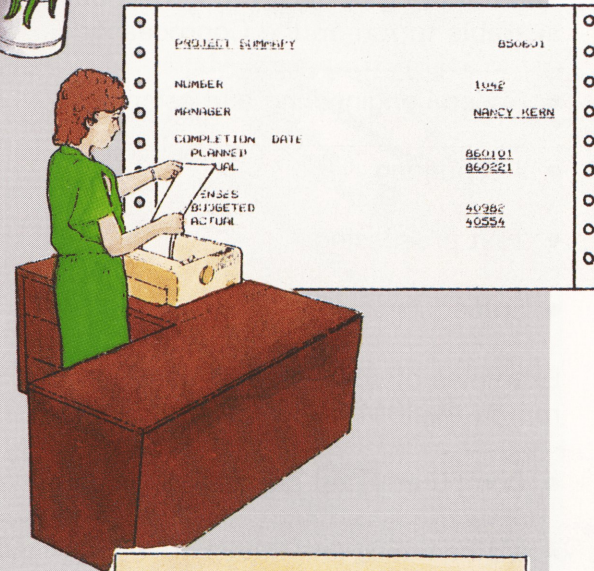
The following are just a few of those general application types that are available to run on the Coprocessor:

- General engineering and science
- Accounting
- Text processing
- Spreadsheet

Examples of some of the AIX Operating System application types that run on the IBM RT PC are:

- Computer-aided design graphics
- Mathematics and statistics
- Accounting
- Project management
- Text processing
- Calendar and tickler






End-user supplied applications are available for many fields, such as accounting, text processing, engineering, and project management.

Chapter 6. Publications Library

This chapter introduces you to the different categories of support publications to help you use your IBM RT PC.





Publications Library

The IBM RT PC is supported by a publications library that covers both technical and operational information. There are several categories of publications including:

- Hardware – the publications in this category cover topics such as setting up the system, maintenance and service, and hardware technical reference information.
- Operating System – the publications in this category cover installing and customizing the system, using and managing the system, and programming the system.
- Programming Languages – these are licensed program products that include the BASIC interpreter and compiler, the FORTRAN compiler, and the Pascal compiler.
- Applications – those applications developed by IBM and others that run on the IBM RT PC.
- Problem Determination – the IBM RT PC Problem Determination Guide helps the system user locate, identify, and correct problems with the system; and includes instructions on running the diagnostic utilities.





A

Access level 1-11
Advanced Interactive Executive Operating System (AIX) 1-3, 1-5, 1-8, 2-3, 2-4, 2-5, 2-7, 5-9
AIX (See Advanced Interactive Executive Operating System)
Applications
 End-user 2-4, 5-3, 5-4, 5-8, 5-9, 5-10
 IBM 5-6
 IBM Personal Computer AT 1-8

B

BASIC 5-5
Batch operation 4-6

C

C language 5-4
Calls 5-4
Command 2-3, 2-5
Command Interpreter 2-3
Communications
 Application 1-3, 5-6
 Conference 4-4
 Locally 4-3
 Network 1-10
Computer Aided Design/Computer Aided Manufacturing (CAD/CAM) 1-4, 1-7, 2-6
Configuration 1-5
Coprocessor 1-8

D

Data base 5-6
Data management 5-6
Data Management Services 5-5
Directory 3-3, 3-4
Diskette 3-5
Diskette drive 1-6
Disk Operating System 2-9
Display 1-5, 1-7, 2-5
DOS Services 2-3, 2-5, 2-7

E

AIX (See Interactive Executive Operating System)

F

File 1-12, 3-3, 3-4, 3-6, 5-7
File System Check 3-6
File tree structure 3-3
Fixed disk 1-6, 3-5
Floating point 1-8
FORTRAN 5-5

G

Group User 1-12
Graphics 5-5, 5-6, 5-7
Graphics Development Toolkit 5-5
Graphical File System 5-7

I

IBM Personal Computer 2-7
 Disk Operating System 2-7
 Network 1-10
IBM Professional Graphics Series 5-7
INmail/INnet/FTP 4-3
Interface 2-3, 2-5, 2-6

K

Kernel 2-3, 5-4
Keyboard 1-5, 1-6, 2-8
Keylock 1-11
Keyword 2-7

L

Licensed Program Products 5-5

M

Minidisks 3-5
Mouse 1-8, 1-9, 2-9
Multiport adapter 1-8, 1-10
Multi-tasking system 1-3

O

Operating system 1-3, 1-5, 2-3, 2-4, 2-5, 2-7, 5-3, 6-3

P

Pascal 5-5
Password 1-11
Plotter 1-7
Plotting system 5-7
Printer 1-5, 1-7
Portability 1-3, 5-7
Problem determination 6-3
Processor 1-3, 1-4
Program 5-3, 5-4, 5-5
Programming languages
5-5, 6-3
Publications 6-3

R

Remote data bank 4-5
Remote system 4-6
Root directory 3-3

S

Security 1-11
Security access level 1-11,
1-12
System unit 1-5, 1-6

T

Terminal Emulator 5-7
Text processing 1-3, 5-8,
5-9

U

UNIX System V operating
system 1-3, 2-7
UNIX operating system 1-3,
2-5
UNIX-to-UNIX copy facility
4-6
Usability Services 2-3, 2-5,
2-6

W

Window 2-6
Word processing 5-8

Title: IBM RT PC Concepts

Order Number: GC23-0784-0

Book Evaluation Form

Your comments can help us produce better books. You may use this form to communicate your comments about this book, its organization, or subject matter, with the understanding that IBM may use or distribute whatever information you supply in any way it believes appropriate without incurring any obligation to you. Please take a few minutes to evaluate this book as soon as you become familiar with it. Circle Y (Yes) or N (No) for each question that applies and give us any information that may improve this book.

- Y N Is the purpose of this book clear?

- Y N Is the table of contents helpful?

- Y N Is the index complete?

- Y N Are the chapter titles and other headings meaningful?

- Y N Is the information organized appropriately?

- Y N Is the information accurate?

- Y N Is the information complete?

- Y N Is only necessary information included?

- Y N Does the book refer you to the appropriate places for more information?

- Y N Are terms defined clearly?

- Y N Are terms used consistently?

- Y N Are the abbreviations and acronyms understandable?

- Y N Are the examples clear?

- Y N Are examples provided where they are needed?

- Y N Are the illustrations clear?

- Y N Is the format of the book (shape, size, color) effective?

Other Comments

What could we do to make this book or the entire set of books for this system easier to use?

Optional Information

Your name _____
Company name _____
Street address _____
City, State, ZIP _____

No postage necessary if mailed in the U.S.A.




NO POSTAGE
NECESSARY
IF MAILED
IN THE
UNITED STATES

BUSINESS REPLY MAIL
FIRST CLASS PERMIT NO. 40 ARMONK, NEW YORK

POSTAGE WILL BE PAID BY ADDRESSEE

International Business Machines Corporation
Department 997, Building 998
11400 Burnet Rd.
Austin, Texas 78758



Fold and tape

Cut or Fold Along Line

Tape

Please Do Not Staple

Tape

READER'S COMMENT FORM

IBM RT PC Concepts

GC23-0784-0

Your comments assist us in improving our products. IBM may use and distribute any of the information you supply in any way it believes appropriate without incurring any obligation whatever. You may, of course, continue to use the information you supply.

For prompt resolution to questions regarding set up, operation, program support, and new program literature, contact the authorized IBM RT PC dealer in your area.

Comments:

© IBM Corp. 1985
All rights reserved.

International Business
Machines Corporation
Department 997, Building 998
11400 Burnet Rd.
Austin, Texas 78758

Printed in the
United States of America

55X8895

GC23-0784-00

