

ERRATA NOTICE
FOR THE MOSTEK
RAM-80BE
OPERATION MANUAL
MK7855


March 20, 1980

MK79856

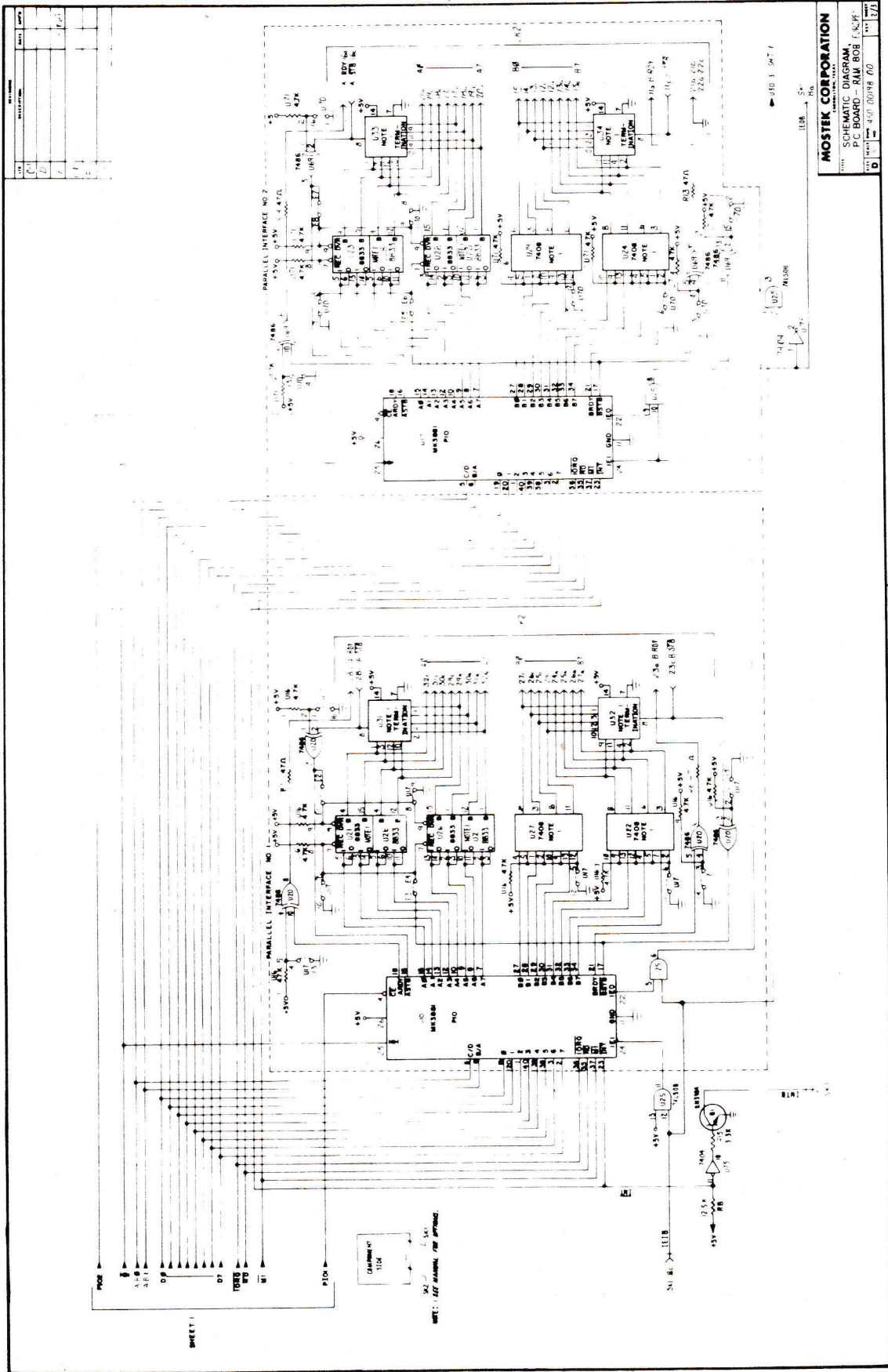
ERRATA SHEETS FOR RAM-80BE OM (MK78555)

1. Appendix A: Add attached Rev. G. Schematics.
2. Appendix B: Add attached Rev. G. Parts List.
3. Add pages 3-25 and 3-26 as per attached.

RAM 80BE SCHEMATIC



RAM 80BE SCHEMATIC



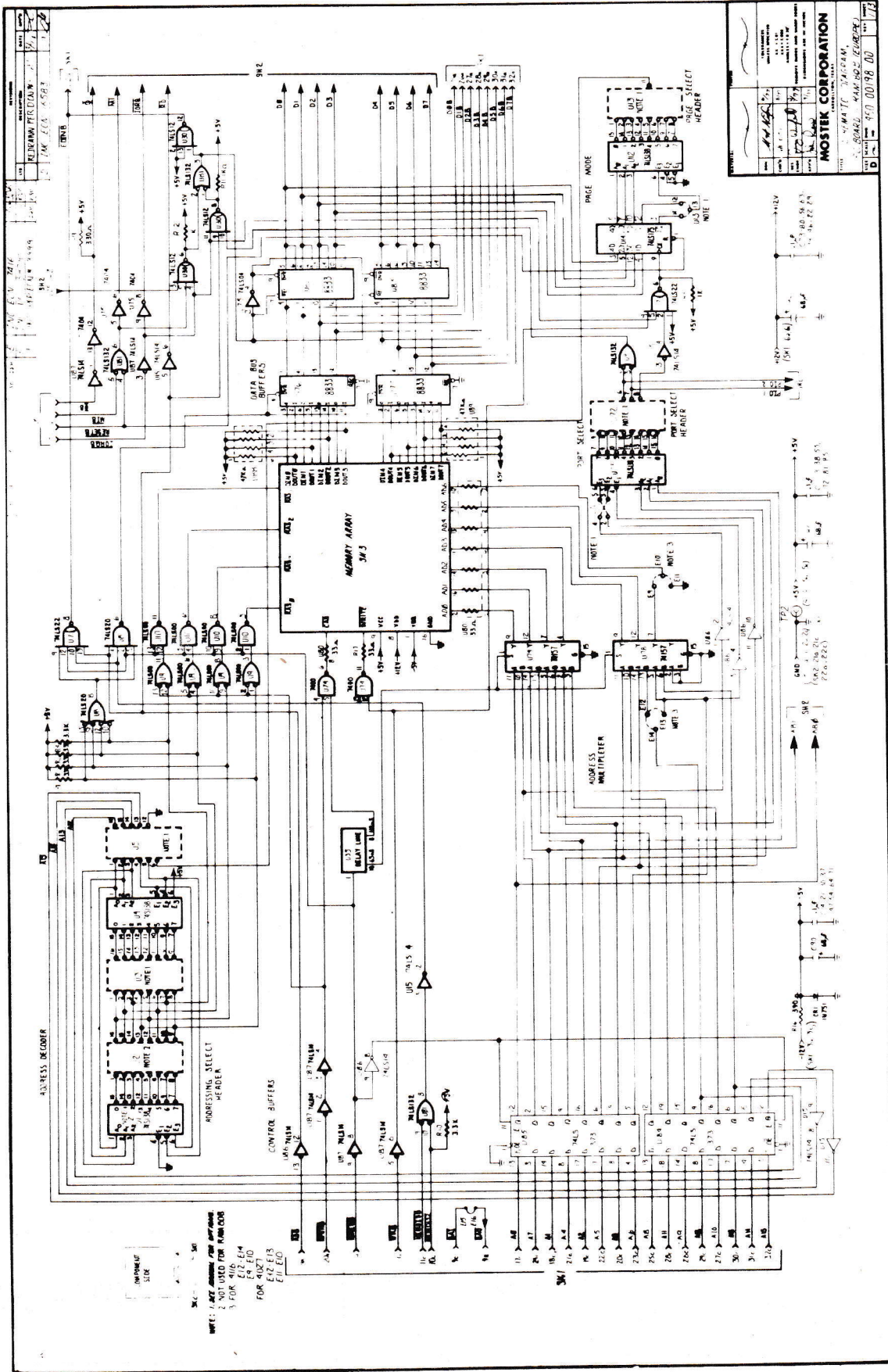
MOSTEK CORPORATION
 3801 BAYVIEW AVENUE
 BOSTON, MASSACHUSETTS 02134
 TEL: (617) 252-1100
 FAX: (617) 252-1101

REV	DESCRIPTION	DATE	BY
1	INITIAL		
2			
3			
4			
5			

SHEET 1

NOTE: SEE MANUAL FOR DETAILS.

RAM 80BE SCHEMATIC



MOSKOR CORPORATION
 4444 14th St. N.E.
 ALBUQUERQUE, N.M. 87111
 TEL: (505) 261-1111
 FAX: (505) 261-1111
 MATT 72-2484
 4444 14th St. N.E.
 ALBUQUERQUE, N.M. 87111
 TEL: (505) 261-1111
 FAX: (505) 261-1111
 4444 14th St. N.E.
 ALBUQUERQUE, N.M. 87111
 TEL: (505) 261-1111
 FAX: (505) 261-1111

RAM 80BE PARTS LIST

0000000	0	ASSY 450-00197-10	AA:RAM-80BE REV 3	78110
0000000	0	SCH 450-00194-00	AB:RAM-80BE REV 3	78110
0000000	0	FAB 450-00196-00	AC:RAM-80BE REV 3	78110
4150111	37	CAPACITOR .1MF	C1-85,88,89	78110
4150114	3	CAPACITOR 58MF	C85,87,90	78110
4430047	1	DIODE,ZENER 1N751	CR1	78110
4250007	23	STAKE PINS	R1-16,TP1-7	78110
4210041	1	P.C.BOARD	FAB 450-00196-00 REV 3	78110
4240005	4	SCREW 2-56 BY 7/16"	H:FREE STOCK ITEM (SK1,2)	78110
4240005	4	NUT 2-56 HEX	H:FREE STOCK ITEM (SK1,2)	78110
4250004	4	WASHER 2-56 NYLON	H:FREE STOCK ITEM (SK1,2)	78110
4250003	4	WASHER 2-56 STAR	H:FREE STOCK ITEM (SK1,2)	78110
4430010	1	TRANSISTOR NPN 2N3904	Q1	78110
4470035	1	RESISTOR 3.3K	R1-4,10,13	78110
4470033	1	RESISTOR 390 OHM	R15	78110
4470037	1	RESISTOR 33 OHM	R17	78110
4470073	3	RESISTOR 1K	R5,11,12	78110
4470041	4	RESISTOR 47 OHM	R5,7,13,14	78110
4470093	1	RESISTOR 12K	R9	78110
4470051	1	RESISTOR 330 OHM	R9	78110
4210057	2	CONNECTOR,EURO	SK1,2	78110
4313295	0	IC..74LS138	U12,73	78110
4313305	1	IC..74LS175	U14	78110
4313288	1	IC..74LS04	U15	78110
4470175	2	SIP 16PIN 4.7K	U16,71	78110
4313270	2	IC..MK3861N	U18,19	78110
4313035	2	IC..7435	U20,57	78110
4313250	3	IC..8833	U21,25,23,23,75,77,82,83	78110
4313010	4	IC..7458	U22,24,27,29	78110
4313233	1	IC..74LS08	U25	78110
4320050	2	ADAPTER 16 PIN	U3,5,13,17,70,72	78110
4313290	1	IC..74LS12	U30	78110
4470175	4	DIP 14PIN 1K PULL-UP	U31-34	78110
4313245	1	DELAY LINE,110NS	U35	78110
4313293	1	IC..74S138	U4	78110
4313280	4	IC..MK4115	U44-51	78110
4313293	1	IC..74LS22	U7	78110
4313002	1	IC..7400	U74	78110
4313008	1	IC..7404	U75	78110
4313254	2	IC..74S157	U78,79	78110
4313272	1	IC..74LS20	U8	78110
4470183	1	DIP 16PIN 33 OHM SERIES	U90	78110
4313294	1	IC..74LS132	U91	78110
4313344	0	IC 74LS373	U94,95	78110
4313291	0	IC..74LS14	U96,97	78110
4470102	2	SIP 5PIN 4.7K	U98,99	78110
4313287	0	IC..74LS00	U9,10	78110
4500019	2	SOCKET 40PIN	X18,19	78110
4500015	3	SOCKET 14 PIN	X22,24,27,29,31-34	78110
4500017	40	SOCKET 16 PIN	X3,5,13,17,21,23,25,27,35-57,	78110
4500017	0	SOCKET 16 PIN	X70,72	78110
4140025	0	JECTOR	Z	78110

PROPRIETARY	SIZE A	FSCM 50088	DRAWING NO. 450-20197-10
	SCALE NONE	SHEET 2 OF 3	

RAM 80BE PARTS LIST



5025265	1	TRAVELER WIP	Z: NOTE IN HOUSE USE ONLY	78110
5013055	2	BAG POLLY	Z:NOTE SHIPPED NOT ASSEMBLED	78110
5013207	1	BOX SHIPPING	Z:NOTE SHIPPED NOT ASSEMBLED	78110
5013057	1	BOX INSERT	Z:NOTE SHIPPED NOT ASSEMBLED	78110
MK79815	1	FACTORY NOTICES	Z:NOTE SHIPPED NOT ASSEMBLED	78110
MK79555	1	RAM-80BE OPS. MANUAL	Z:NOTE SHIPPED NOT ASSEMBLED	78110

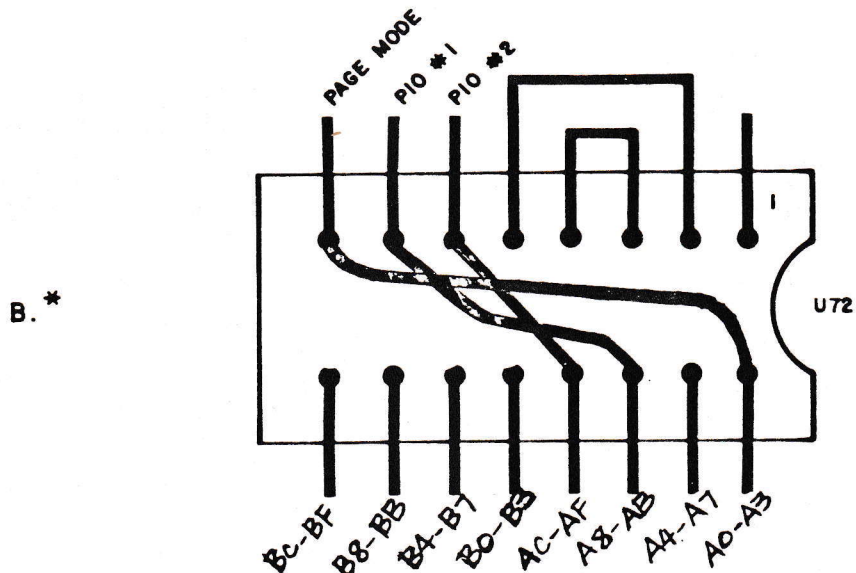
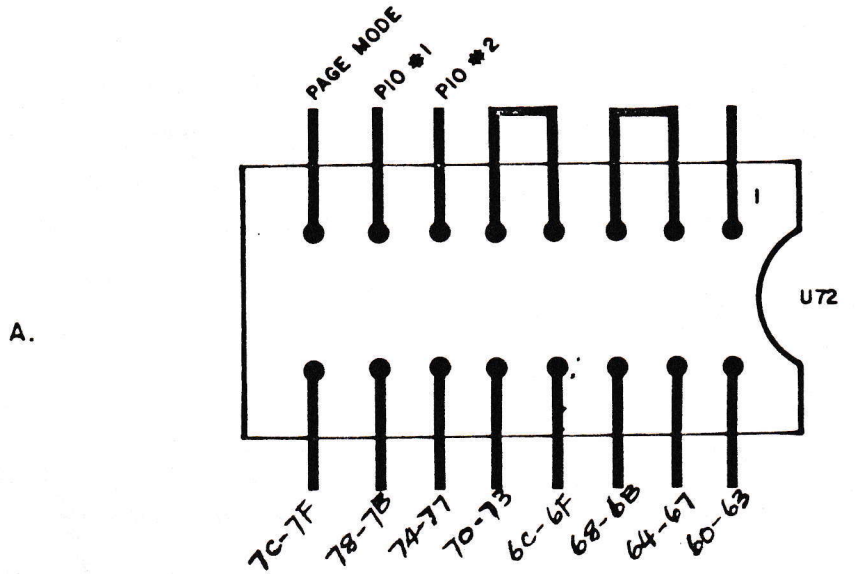


PROPRIETARY	SIZE	FSCM	DRAWING NO.
	A	50088	450-20197-10
	SCALE	NONE	SHEET 3 OF 3



For Rev. G and later RAM-80BE boards, Fig 3-7 and 3-8 should be replaced by Fig 3-15 and 3-16 respectively.

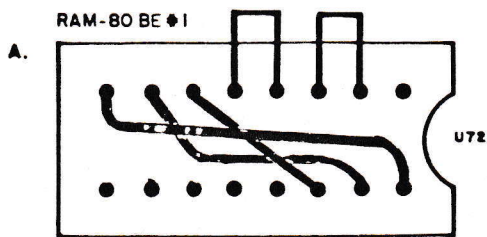
Figure 3-15 Decoded Ports Available for PIO #1, PIO#2, and Page Mode.



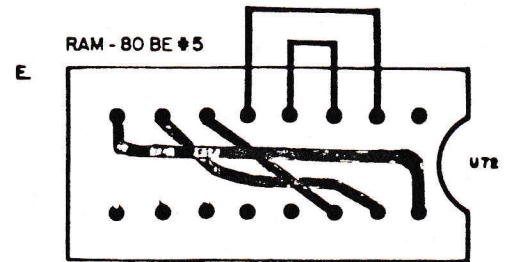
PORTS:
 A0-A3 PAGE MODE
 A8-AB PIO # 1
 AC-AF PIO # 2

* SHIPPED FROM FACTORY IN THIS CONFIGURATION.

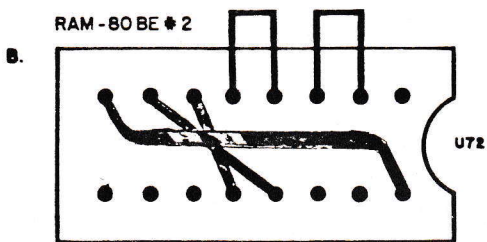
Figure 3-16 Header Strapping Options for PIO #1, PIO #2, and Page Mode Port Select.



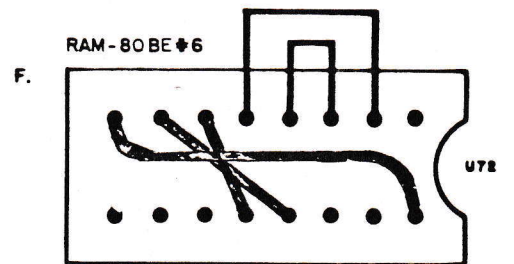
PORTS:
60-63 PAGE MODE
64-67 PIO #1
68-6B PIO #2




PORTS:
A0-A3 PAGE MODE
A4-A7 PIO #1
A8-AB PIO #2



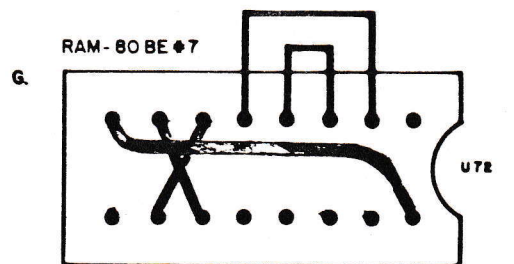
PORTS:
60-63 PAGE MODE
6C-6F PIO #1
70-73 PIO #2



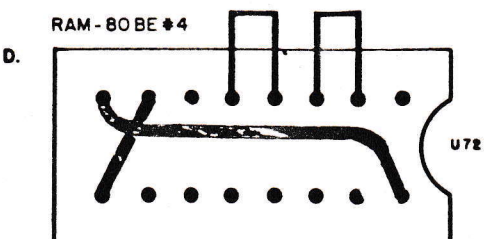
PORTS:
A0-A3 PAGE MODE
AC-AF PIO #1
B0-B3 PIO #2



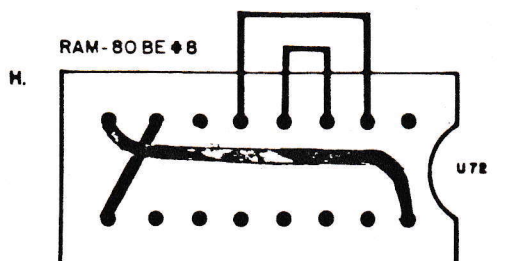
PORTS:
60-63 PAGE MODE
74-77 PIO #1
78-7B PIO #2



PORTS:
A0-A3 PAGE MODE
B4-B7 PIO #1
B8-BB PIO #2



PORTS:
60-63 PAGE MODE
7C-7F PIO #1



PORTS:
A0-A3 PAGE MODE
BC-BF PIO #1