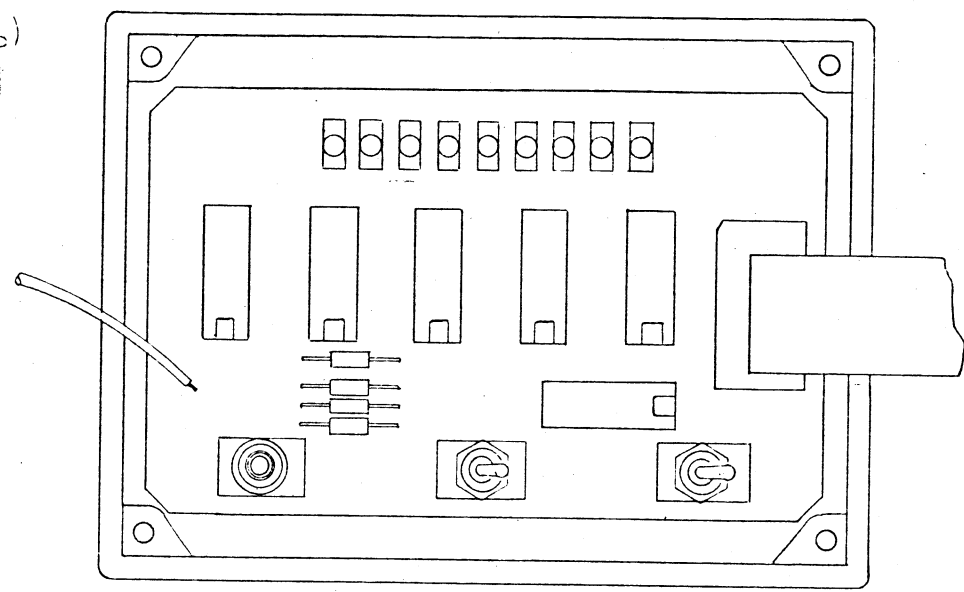
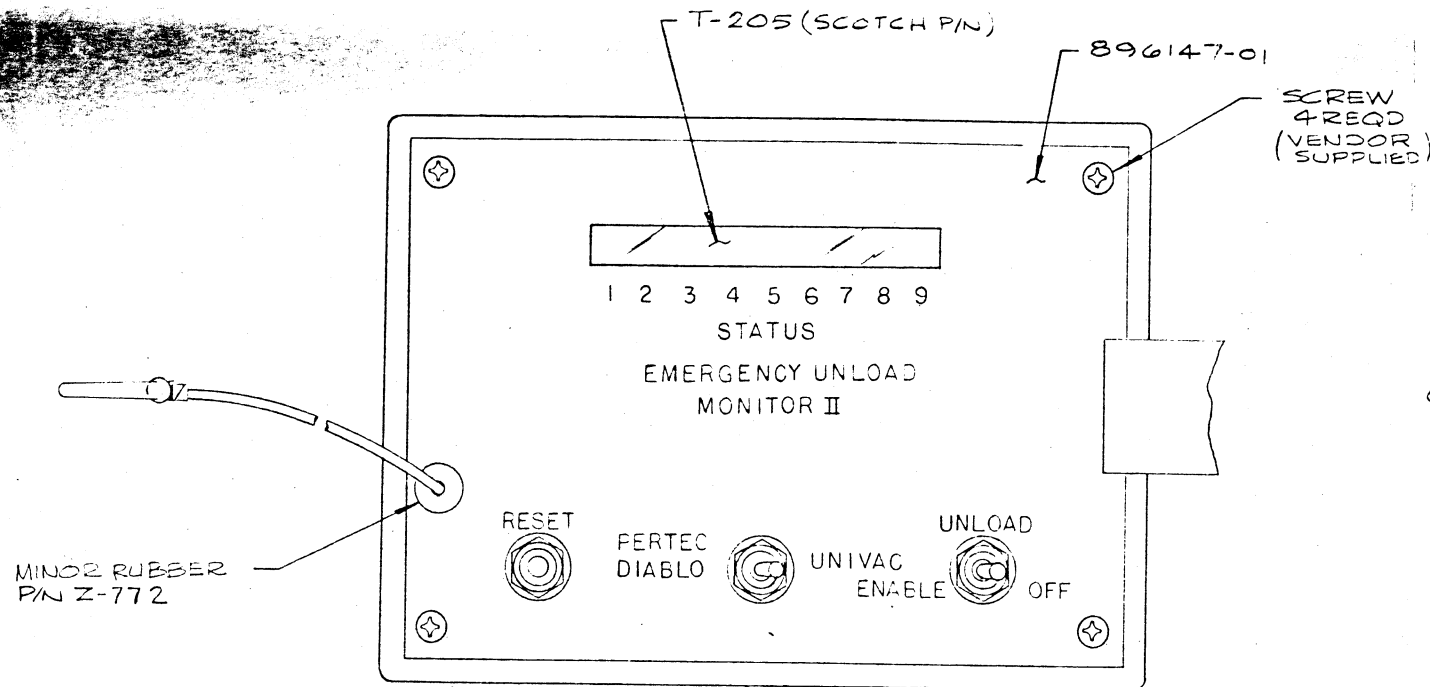
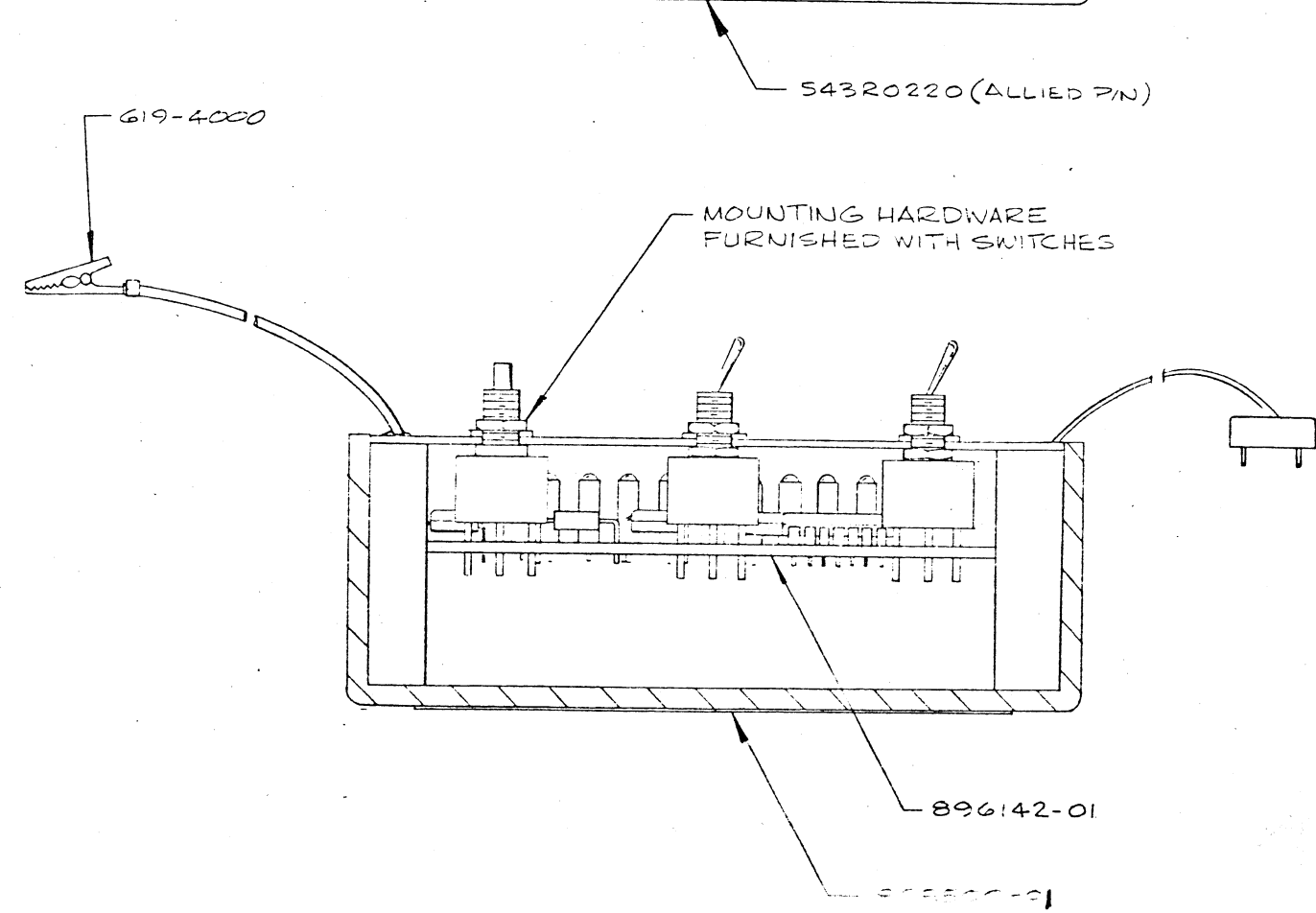


C
B
A



TOP VIEW WITH FRONT PANEL REMOVED

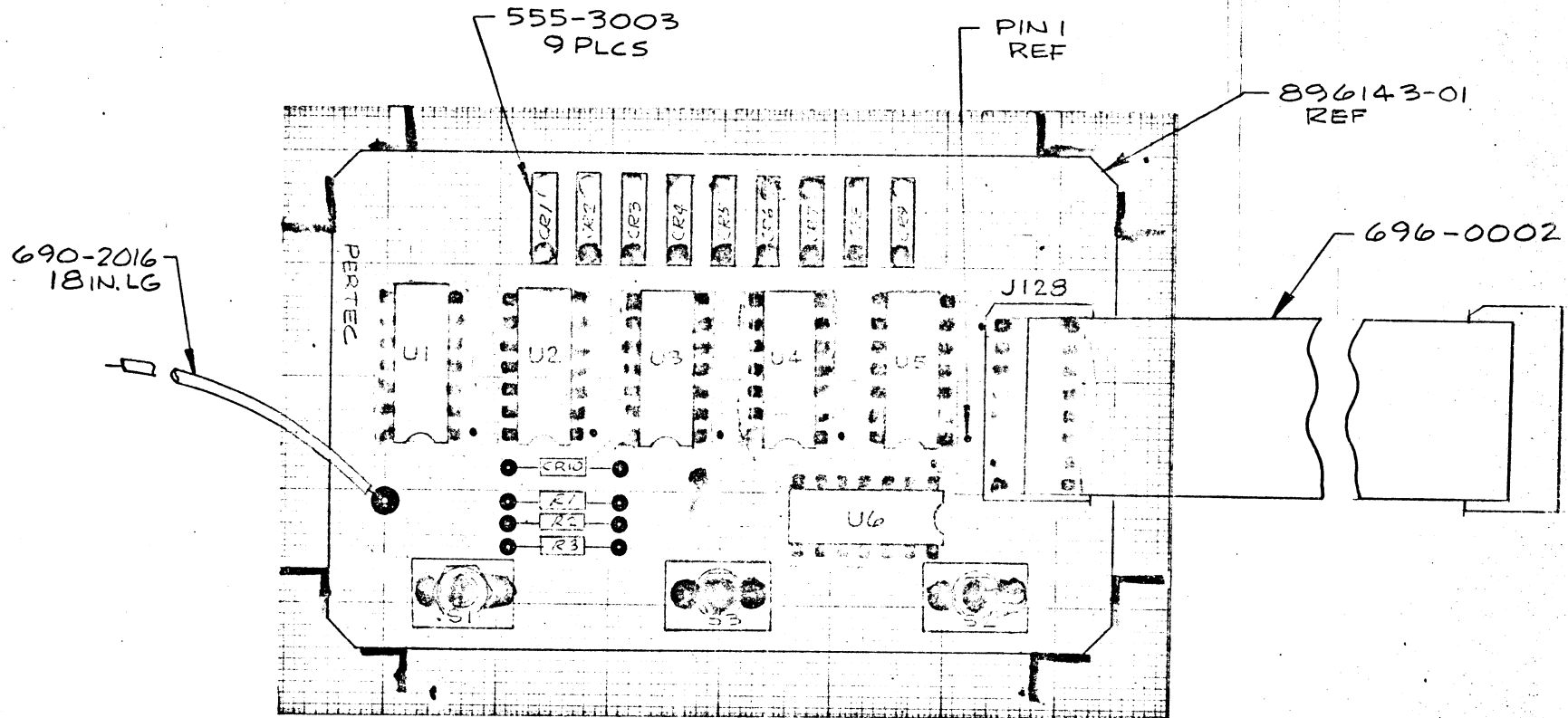


Emergency
Unload monitor
896140 II
ASS7

The information herein is the property of PERTEC CORPORATION. No portion of this data shall be revealed, disclosed, sold, or delivered for procurement, or otherwise produced, without specific written approval of PERTEC CORPORATION.	SIGNATURE
---	-----------

4 3 2 1

REVISIONS					
REV	DESCRIPTION	DATE	DR	CHK	APPR
A	ERNIO-AV TESTEQUIP RELEASE	7/19/77	TEJ	WJ	WJ



APR 25 1979

896141 schematic

<small>The information hereon is the property of PERTEC CORPORATION. No portion of this data shall be released, disclosed, used, or duplicated, for procurement or manufacturing purposes without specific written consent of PERTEC.</small> <small>UNLESS OTHERWISE SPECIFIED DIMENSIONS ARE IN INCHES</small> <small>TOLERANCES:</small> <small>.XX ±</small> <small>.XXX ±</small> <small>ANGULAR ± 1/2°</small> <small>BREAK ALL SHARP CORNERS APPROX. .010</small>	SIGNATURES		DATE	PERTEC <small>a division of Pertec Computer Corporation</small> TITLE PCBA EMERGENCY UNLOAD MONITOR II LOGIC
	DR. T. MORTON		8/19/77	
	CHK. J. HUNT		8/25/77	
	DES.			
	ENGR.			
	PROJ. ENGR.		9/15/77	
	MATL:	SEE L/M		
	FINISH:			
	SIZE	CODE IDENT NO.	DWG NO.	REV
	C	32097	896142	A

NOTES: UNLESS OTHERWISE SPECIFIED

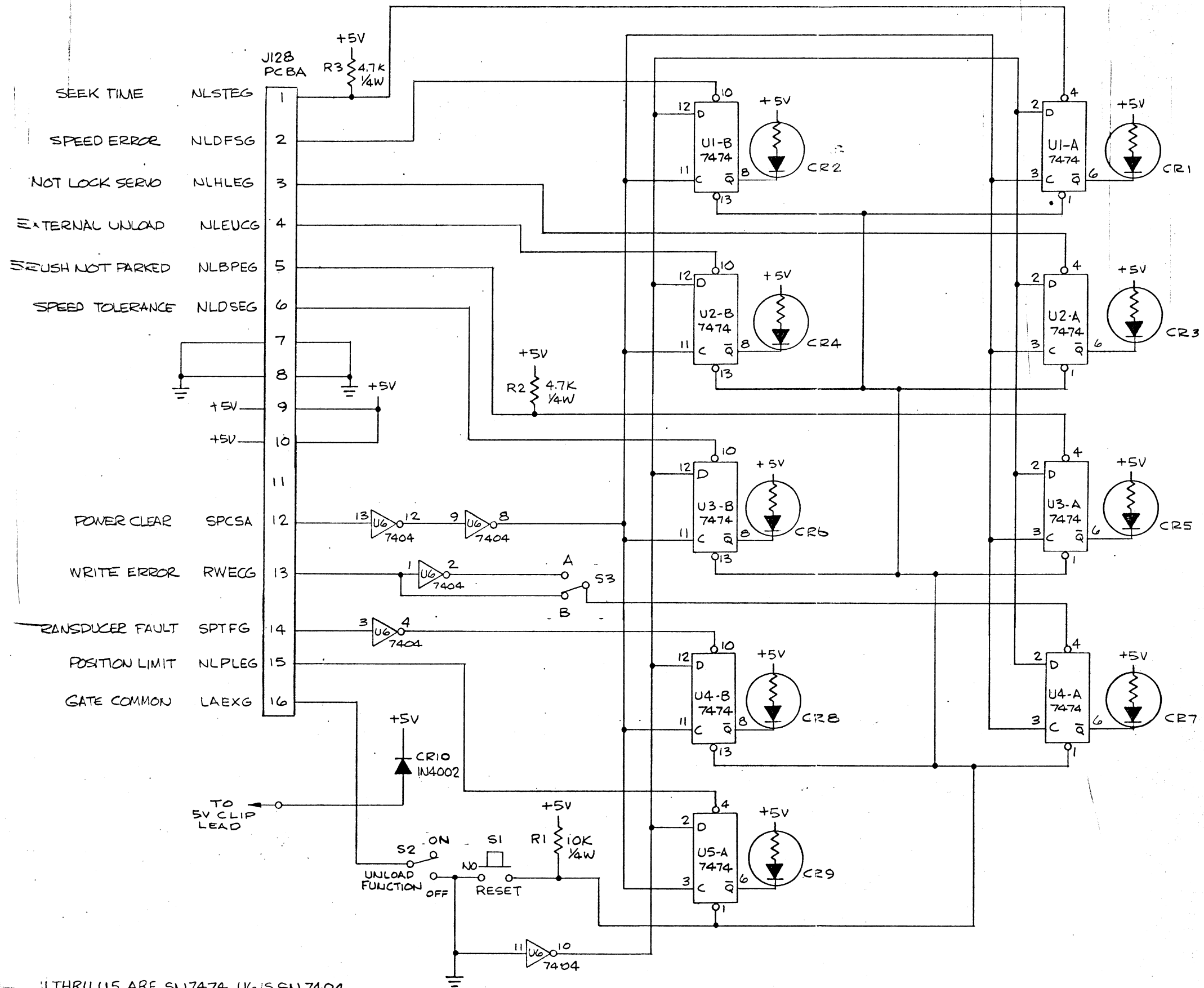
896140	
NEXT ASSY	1ST USED ON

D
C
B
A

D
C
B
A

REV. A
DWG. NO. 896142

REVISIONS				
REV	DESCRIPTION	DATE	DR	CHK
A	ERNIO-AVTEST EQUIP RELEASE	5/2/79	W	W
B	ECN 11097	5/15/79	W	W



U1 THRU U5 ARE SN7474, U6 IS SN7404.
LED'S ARE DIALIGHT 555-3003.

MAY 2 1979

The information herein is the property of PERTEC CORPORATION. No portion of this data shall be released, disclosed, used, or duplicated, for procurement or manufacturing purposes without specific written consent of PERTEC.		SIGNATURES		DATE
UNLESS OTHERWISE SPECIFIED		DR: <i>[Signature]</i>		5/2/79
DIMENSIONS ARE IN INCHES		CHK: <i>[Signature]</i>		5/2/79
TOLERANCES:		DES:		
.XXX ±		ENGR:		
.XXX ±		PROJ. ENGR: <i>[Signature]</i>		5/2/79
BREAK ALL SHARP CORNERS APPROX. .010		TITLE		
FINISH:		SCHEMATIC, EMERGENCY UNLOAD MONITOR II		
NEXT ASSY		MATERIAL:		
1ST USED ON		SIZE		CODE IDENT NO.
APPLICATION		D		32097
		DWG NO.		89614
		REV		B
		SCALE		DO NOT SCALE DWG
				SHEET OF

UNLESS OTHERWISE SPECIFIED

DIETERICH POST CLEARPRINT 3202

LIST OF MATERIAL

TITLE PCBA, EMERGENCY UNLOAD MONITOR II

PERTEC PERIPHERAL EQUIPMENT

LM

896142-01

REV
A

CODE IDENT

SHEET 1 OF 1

ITEM NO.	QTY REQD	PART NUMBER	DESCRIPTION	CODE	REFERENCE
1	REF	896141-01	SCHEMATIC, EMERGENCY UNLOAD MONITOR II		
2	REF	896143-01	PROCESS BOARD, EMERGENCY UNLOAD MONITOR II LOGIC		
3	REF	896144-01	MASTER LAYOUT, EMERGENCY UNLOAD MONITOR II LOGIC		
4	1	100-1035	RESISTOR, (10K OHMS, $\pm 5\%$, $\frac{1}{4}W$)		R1
5	2	100-4725	RESISTOR, (4.7K OHMS, $\pm 5\%$, $\frac{1}{4}W$)		R2, 3
6	1	300-4002	DIODE 1N4002		CR10
7	2	514-0006	SWITCH, TOGGLE		S2, 3
8	1	690-2016	WIRE, LEAD (18" LONG)		
9	1	696-0002	CABLE, INTERCONNECT		
10	1	700-7404	I.C. SN 7404 INVERTER, HEX		U6
11	5	700-7474	I.C. SN 7474 DUAL D FLIP-FLOP		U1, 2, 3, 4, 5
12	1	8121	SWITCH, PUSHBUTTON (CEK P/N)		S1
13	9	555-3003	L.E.D. (DIALCO P/N)		CR1 thru 9
REVISION A					CODE
DATE					A--WITH LM
ECN NO.					D--WITHOUT LM
CHECKED BY					X--PREFERRED PART
APP BY					S--SHIPPED SEP.

OCT 18 1978