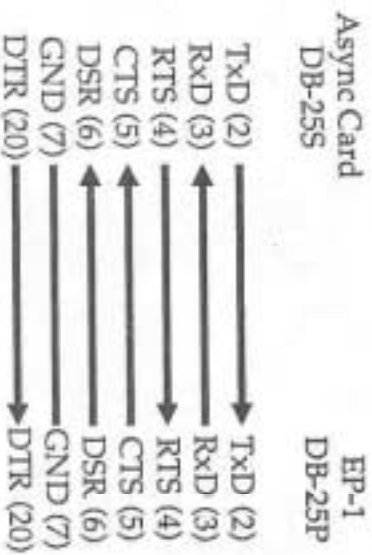


# APPENDIX H

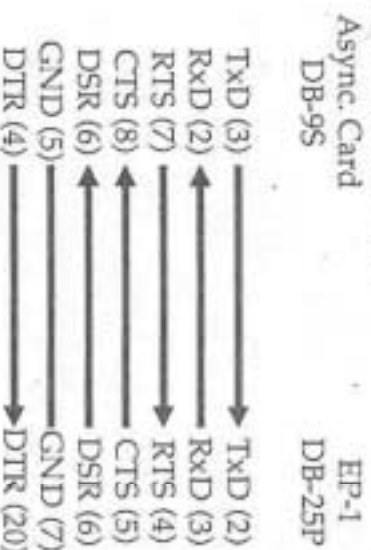
## RS-232 Cable

These cable specifications are meant to be used with IBM compatible computers in conjunction with the EP EXE program. If you are not using this program, see APPENDIX I.

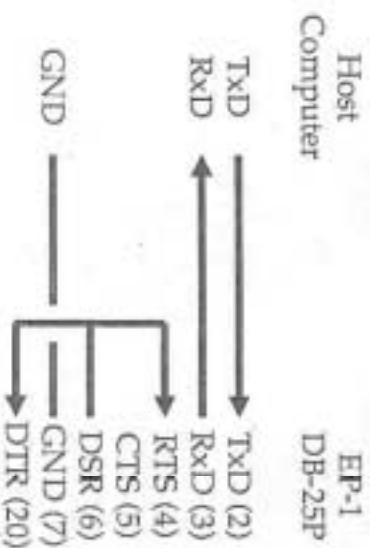
The IBM PC, XT, and most compatibles use a DB-25 for RS-232. Use the following cable or a straight 25 pin male-to-female cable:



The IBM AT uses a DB-9 connector for RS-232. The following cable is used:



If you are not using EP EXE and you want to use XON/XOFF handshaking, use this connection:



Other cable configurations can make the programmer appear to lock up.

If you are not using EP EXE and you want to use hardware handshaking, you must connect to TxD, RxD, RTS, CTS, GND, and DTR. See Appendix I for more information.

DTR must be active to make the EP-1 operate.