

z/Architecture



Reference Summary

z/Architecture



Reference Summary

Fourth Edition (April, 2007)

This revision differs from the previous edition by containing instructions related to the facilities marked by a bar under “Facility” in “Preface” and minor corrections and clarifications. Changes are indicated by a bar in the margin.

References in this publication to IBM® products, programs, or services do not imply that IBM intends to make these available in all countries in which IBM operates. Any reference to an IBM program product in this publication is not intended to state or imply that only IBM’s program product may be used. Any functionally equivalent program may be used instead.

Requests for copies of this and other IBM publications should be made to your IBM representative or to the IBM branch office serving your locality.

Please direct any comments on the contents of this publication to:

IBM Corporation
Department E57
2455 South Road
Poughkeepsie, NY
12601-5400
USA

IBM may use or distribute whatever information you supply in any way it believes appropriate without incurring any obligation to you.

© Copyright International Business Machines Corporation 2001-2007. All rights reserved.

US Government Users Restricted Rights — Use, duplication, or disclosure restricted by GSA ADP Schedule Contract with IBM Corp.

Preface

This publication is intended primarily for use by z/Architecture™ assembler-language application programmers. It contains basic machine information summarized from the *IBM z/Architecture Principles of Operation*, SA22-7832, about the zSeries™ processors. It also contains frequently used information from *IBM ESA/390 Common I/O-Device Commands and Self Description*, SA22-7204, *IBM System/370 Extended Architecture Interpretive Execution*, SA22-7095, and *IBM High Level Assembler for MVS & VM & VSE Language Reference*, SC26-4940. This publication will be updated from time to time. However, the above publications and others cited in this publication are the authoritative reference sources and will be first to reflect changes.

The following instructions may be uninstalled or not available on a particular model:

Facility	Instruction
ASN-and-LX reuse	EPAIR, ESAIR, PTI, SSAIR
Compare-and-swap-and-store	CSST
DAT enhancement	CSPG, IDTE
DAT enhancement 2	LPTEA
Decimal-floating-point	ADTR, AXTR, CDGTR, CDSTR, CDTR, CDUTR, CEDTR, CEXTR, CGDTR, CGXTR, CSDTR, CSXTR, CUDTR, CUXTR, CXGTR, CXSTR, CXTR, CXUTR, DDTR, DXTR, EEDTR, EEXTR, ESDTR, ESXTR, FIDTR, FIXTR, IEDTR, IEXTR, KDTR, KXTR, LDETR, LDXTR, LEDTR, LTDTR, LTSTR, LXDTR, MDTR, MXTR, QADTR, QAXTR, RRDTR, RRXTR, SDTR, SLDT, SLXT, SRDT, SRXT, SXTR, TDCDT, TDCET, TDCXT, TDGDT, TDGET, TDGXT
Decimal-floating-point-rounding	SRNMT
Expanded storage	PGIN, PGOUT
Extended immediate	AFI, AGFI, ALFI, ALGFI, CFI, CGFI, CLFI, CLGFI, FLOGR, IIF, IILF, LBR, LGBR, LGHR, LGFI, LHR, LLC, LLCR, LLGCR, LLGHR, LLH, LLHR, LLIHF, LLILF, LT, LTG, NIHF, NILF, OIHF, OILF, SLFI, SLGFI, XIHF, XILF
Extended translation 2	CLCLU, MVCLU, PKA, PKU, TP, TROO, TROT, TRTO, TRTT, UNPKA, UNPKU
Extended translation 3	CU14, CU24, CU41, CU42, SRSTU, TRTR
Extract CPU time	ECTG
Floating-point-support-sign-handling	CPSDR, LCDFR, LNDFR, LPDFR
FPR-GR-transfer	LDGR, LGDR
HFP multiply-and-add/subtract	MAD, MADR, MAE, MAER, MSD, MSDR, MSE, MSER
HFP unnormalized extensions	MAY, MAYR, MAYH, MAYHR, MAYL, MAYLR, MY, MYH, MYL, MYR, MYHR, MYLR
IEEE-Exception-Simulation	LFAS, SFASR
Long displacement	AHY, ALY, AY, CDSY, CHY, CLIY, CLMY, CLY, CSY, CVBY, CVDY, CY, ICMY, ICY, LAMY, LAY, LB, LDY, LEY, LGB, LHY, LMY, LRAY, LY, MSY, MVIY, NIY, NY, OIY, OY, SHY, SLY, STAMY, STCMY, STCY, STDY, STEY, STHY, STMY, STY, SY, TMY, XIY, XY
Message-security assist	KM, KMC, KIMD, KLMD, KMAC
Perform-floating-point-operation	PFPO
Store-clock fast	STCKF
Store-facility-list extended	STFLE
TOD-clock steering	PTFF

For information about Enterprise Systems Architecture/390[®] (ESA/390[™]) architecture, refer to *IBM Enterprise Systems Architecture/390 Principles of Operation*, SA22-7201, and *IBM Enterprise Systems Architecture/390 Reference Summary*, SA22-7209.

Note: IBM, z/Architecture, zSeries, Enterprise Systems Architecture/390, and ESA/390 are trademarks of the International Business Machines Corporation in the United States, other countries, or both.

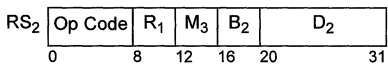
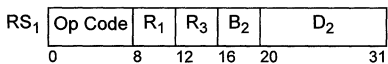
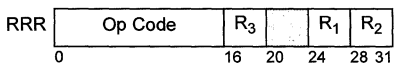
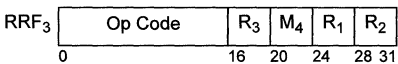
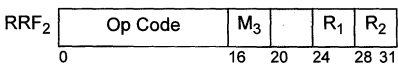
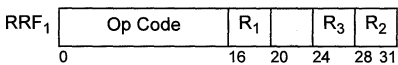
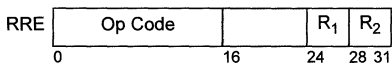
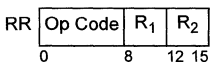


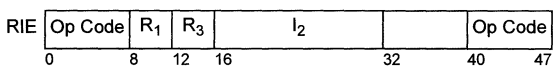
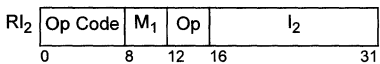
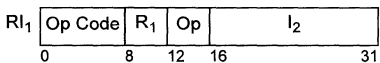
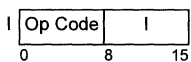

Contents

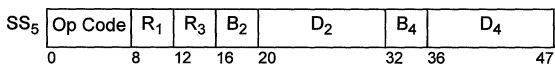
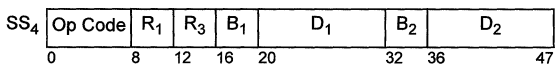
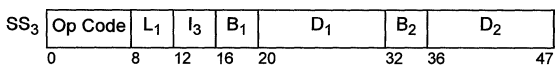
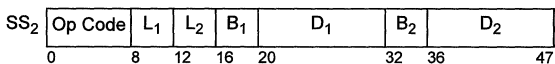
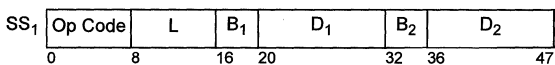
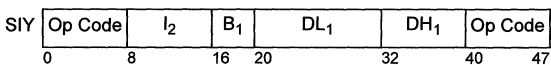
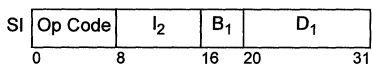
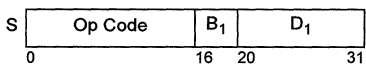
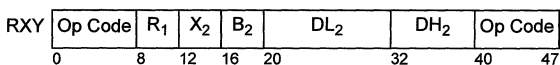
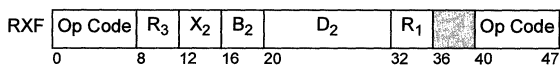
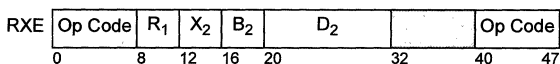
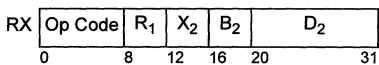
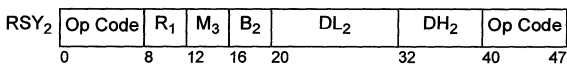
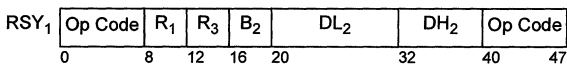
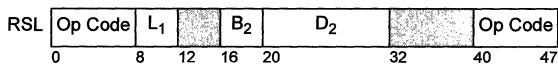
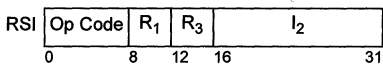
Preface	iii
Contents	v
Machine Instruction Formats	1
Machine Instructions by Mnemonic	3
Machine Instructions by Operation Code	18
Condition Codes	22
Assembler Instructions	26
Extended-Mnemonic Instructions for Branch on Condition	27
Extended-Mnemonic Instructions for Relative-Branch Instructions	27
CNOP Alignment	28
Summary of Constants	28
Operand of Store Clock	29
Operand of Store Clock Extended	29
Fixed Storage Locations	30
External-Interrupt Codes	31
Program-Interrupt Codes	31
Data-Exception Code (DXC)	32
Translation-Exception Identification	33
Facility Indications	34
Control Registers	35
Floating-Point-Control (FPC) Register	37
Program-Status Word (PSW)	37
z/Architecture PSW	37
ESA/390 PSW	38
Dynamic Address Translation	38
Virtual-Address Format	38
Address-Space-Control Element (ASCE)	38
Region-Table or Segment-Table Designation (RTD or STD)	38
Real-Space Designation (RSD)	39
Table Values	39
Region-Table Entry (RTE)	39
Segment-Table Entry (STE)	39
Page-Table Entry (PTE)	39
ASN Translation	40
Address-Space Number (ASN)	40
ASN-First-Table Entry	40
ASN-Second-Table Entry (ASTE)	40
PC-Number Translation	41
Program-Call Number (20-Bit)	41
Program-Call Number (32-Bit, Bit 44=0)	41
Program-Call Number (32-Bit, Bit 44=1)	41
Linkage-Table Entry (LTE)	41
Linkage-First-Table Entry (LFTE)	41
Linkage-Second-Table Entry (LSTE)	42
Entry-Table Entry (ETE)	42
Access-Register Translation	43
Access-List-Entry Token (ALET)	43
Dispatchable-Unit-Control Table (DUCT)	43
Access-List Entry (ALE)	44

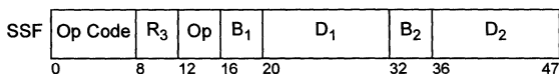
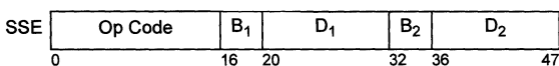
Linkage-Stack Entries	44
Entry Descriptor	44
Header Entry (Entry Type 0001001)	45
Trailer Entry (Entry Type 0001010)	45
Branch State Entry (Entry Type 0001100) and Program-Call State Entry (Entry Type 0001101)	45
Trapping	46
Trap Control Block	46
Trap Save Area	47
Trace-Entry Formats	48
Identification of Trace Entries	48
Branch	49
Branch in Subspace Group (if ASN Tracing on)	49
Mode Switch	49
Mode-Switching Branch	50
Program Call	50
Program Return	51
Program Transfer	53
Set Secondary ASN	53
Trace	53
Machine-Check Interruption Code	54
External-Damage Code	54
Operation-Request Block (ORB)	55
Channel-Command Word (CCW)	55
Format-0 CCW	55
Format-1 CCW	56
Indirect-Data-Address Word (IDAW)	56
Format-1 IDAW	56
Format-2 IDAW	56
Modified-CCW-Indirect-Data-Address Word (MIDAW)	56
Subchannel-Information Block (SCHIB)	57
Path-Management-Control Word (PMCW)	57
Interruption-Response Block (IRB)	58
Subchannel-Status Word (SCSW)	58
Extended-Status Word (ESW)	59
Format-0 ESW	59
Format-0 ESW Word 0 (Subchannel Logout)	59
Format-0 ESW Word 1 (Extended-Report Word)	60
Format-1 ESW Word 0	60
Format-2 ESW Word 0 ¹	60
Format-3 ESW Word 0 ¹	60
Information Stored in ESW	60
Extended-Control Word (ECW)	61
Extended-Measurement Word	62
Format 0 Measurement Block	62
Format 1 Measurement Block	62
Channel-Report Word (CRW)	63
Error-Recovery Codes	63
Reporting Source	63
I/O Command Codes	63
Standard Command-Code Assignments (CCW Bits 0-7)	63
Standard Meanings of Bits of First Sense Byte	63
Character Assignments	64

Control Character Representations	66
Additional ISO-8 Control Character Representations	66
Formatting Character Representations	66
Two-Character BSC Data Link Controls	66
Commonly Used Editing Pattern Characters	66
ANSI-Defined Printer Control Characters	67
Hexadecimal and Decimal Conversion	67
Powers of 2 and 16	69

Machine Instruction Formats







- 1, 2, 3, 4, 5 Denotes association with first, second, third, or fourth operand; distinguishes among multiple instances of the same instruction format
- B₁, B₂, B₄ Base register designation field
- D₁, D₂, D₄ Displacement field
- I, I₂, I₃ Immediate operand field
- L, L₁, L₂ Length field
- M₁, M₃, M₄ Mask field
- R₁, R₂, R₃ Register designation field
- X₂ Index register designation field

Machine Instructions by Mnemonic

Mnemonic	Operands	Name	Format	Op-code	Class & Notes
A	R ₁ , D ₂ (X ₂ , B ₂)	Add (32)	RX	5A	c
AD	R ₁ , D ₂ (X ₂ , B ₂)	Add Normalized (LH)	RX	6A	c
ADB	R ₁ , D ₂ (X ₂ , B ₂)	Add (LB)	RXE	ED1A	c
ADBR	R ₁ , R ₂	Add (LB)	RRE	B31A	c
ADR	R ₁ , R ₂	Add Normalized (LH)	RR	2A	c
ADTR	R ₁ , R ₂ , R ₃	Add (LD)	RRR	B3D2	c TF
AE	R ₁ , D ₂ (X ₂ , B ₂)	Add Normalized (SH)	RX	7A	c
AEB	R ₁ , D ₂ (X ₂ , B ₂)	Add (SB)	RXE	ED0A	c
AEBR	R ₁ , R ₂	Add (SB)	RRE	B30A	c
AER	R ₁ , R ₂	Add Normalized (SH)	RR	3A	c
AFI	R ₁ , I ₂	Add Immediate (32)	RIL	C29	c EI
AG	R ₁ , D ₂ (X ₂ , B ₂)	Add (64)	RXY	E308	c N
AGF	R ₁ , D ₂ (X ₂ , B ₂)	Add (64←32)	RXY	E318	c N
AGFI	R ₁ , I ₂	Add Immediate (64←32)	RIL	C28	c EI
AGFR	R ₁ , R ₂	Add (64←32)	RRE	B918	c N
AGHI	R ₁ , I ₂	Add Halfword Immediate (64←16)	RI ₁	A7B	c N
AGR	R ₁ , R ₂	Add (64)	RRE	B908	c N
AH	R ₁ , D ₂ (X ₂ , B ₂)	Add Halfword (32←16)	RX	4A	c
AHI	R ₁ , I ₂	Add Halfword Immediate (32←16)	RI ₁	A7A	c
AHY	R ₁ , D ₂ (X ₂ , B ₂)	Add Halfword (32←16)	RXY	E37A	c LD
AL	R ₁ , D ₂ (X ₂ , B ₂)	Add Logical (32)	RX	5E	c
ALC	R ₁ , D ₂ (X ₂ , B ₂)	Add Logical with Carry (32)	RXY	E398	c N3
ALCG	R ₁ , D ₂ (X ₂ , B ₂)	Add Logical with Carry (64)	RXY	E388	c N
ALCGR	R ₁ , R ₂	Add Logical with Carry (64)	RRE	B988	c N
ALCR	R ₁ , R ₂	Add Logical with Carry (32)	RRE	B998	c N3
ALFI	R ₁ , I ₂	Add Logical Immediate (32)	RIL	C2B	c EI
ALG	R ₁ , D ₂ (X ₂ , B ₂)	Add Logical (64)	RXY	E30A	c N
ALGF	R ₁ , D ₂ (X ₂ , B ₂)	Add Logical (64←32)	RXY	E31A	c N
ALGFI	R ₁ , I ₂	Add Logical Immediate (64←32)	RIL	C2A	c EI
ALGFR	R ₁ , R ₂	Add Logical (64←32)	RRE	B91A	c N
ALGR	R ₁ , R ₂	Add Logical (64)	RRE	B90A	c N
ALR	R ₁ , R ₂	Add Logical (32)	RR	1E	c
ALY	R ₁ , D ₂ (X ₂ , B ₂)	Add Logical (32)	RXY	E35E	c LD
AP	D ₁ (L ₁ , B ₁), D ₂ (L ₂ , B ₂)	Add Decimal	SS ₂	FA	c
AR	R ₁ , R ₂	Add (32)	RR	1A	c
AU	R ₁ , D ₂ (X ₂ , B ₂)	Add Unnormalized (SH)	RX	7E	c

Mnemonic	Operands	Name	Format	Op-code	Class & Notes
AUR	R ₁ ,R ₂	Add Unnormalized (SH)	RR	3E	c
AW	R ₁ ,D ₂ (X ₂ ,B ₂)	Add Unnormalized (LH)	RX	6E	c
AWR	R ₁ ,R ₂	Add Unnormalized (LH)	RR	2E	c
AXBR	R ₁ ,R ₂	Add (EB)	RRE	B34A	c
AXR	R ₁ ,R ₂	Add Normalized (EH)	RR	36	c
AXTR	R ₁ ,R ₂ ,R ₃	Add (ED)	RRR	B3DA	c TF
AY	R ₁ ,D ₂ (X ₂ ,B ₂)	Add (32)	RXY	E35A	c LD
BAKR	R ₁ ,R ₂	Branch and Stack	RRE	B240	q
BAL	R ₁ ,D ₂ (X ₂ ,B ₂)	Branch and Link	RX	45	
BALR	R ₁ ,R ₂	Branch and Link	RR	05	
BAS	R ₁ ,D ₂ (X ₂ ,B ₂)	Branch and Save	RX	4D	
BASR	R ₁ ,R ₂	Branch and Save	RR	0D	
BASSM	R ₁ ,R ₂	Branch and Save and Set Mode	RR	0C	
BC	M ₁ ,D ₂ (X ₂ ,B ₂)	Branch on Condition	RX	47	
BCR	M ₁ ,R ₂	Branch on Condition	RR	07	
BCT	R ₁ ,D ₂ (X ₂ ,B ₂)	Branch on Count (32)	RX	46	
BCTG	R ₁ ,D ₂ (X ₂ ,B ₂)	Branch on Count (64)	RXY	E346	N
BCTGR	R ₁ ,R ₂	Branch on Count (64)	RRE	B946	N
BCTR	R ₁ ,R ₂	Branch on Count (32)	RR	06	
BRAS	R ₁ ,I ₂	Branch Relative and Save	RI ₁	A75	
BRASL	R ₁ ,I ₂	Branch Relative and Save Long	RIL ₁	C05	N3
BRC	M ₁ ,I ₂	Branch Relative on Condition	RI ₂	A74	
BRCL	M ₁ ,I ₂	Branch Relative on Condition Long	RIL ₂	C04	N3
BRCT	R ₁ ,I ₂	Branch Relative on Count (32)	RI ₁	A76	
BRCTG	R ₁ ,I ₂	Branch Relative on Count (64)	RI ₁	A77	N
BRXH	R ₁ ,R ₃ ,I ₂	Branch Relative on Index High (32)	RSI	84	
BRXHG	R ₁ ,R ₃ ,I ₂	Branch Relative on Index High (64)	RIE	EC44	N
BRXLE	R ₁ ,R ₃ ,I ₂	Branch Relative on Index Low or Equal (32)	RSI	85	
BRXLG	R ₁ ,R ₃ ,I ₂	Branch Relative on Index Low or Equal (64)	RIE	EC45	N
BSA	R ₁ ,R ₂	Branch and Set Authority	RRE	B25A	q
BSG	R ₁ ,R ₂	Branch in Subspace Group	RRE	B258	
BSM	R ₁ ,R ₂	Branch and Set Mode	RR	0B	
BXH	R ₁ ,R ₃ ,D ₂ (B ₂)	Branch on Index High (32)	RS ₁	86	
BXHG	R ₁ ,R ₃ ,D ₂ (B ₂)	Branch on Index High (64)	RSY ₁	EB44	N
BXLE	R ₁ ,R ₃ ,D ₂ (B ₂)	Branch on Index Low or Equal (32)	RS ₁	87	
BXLEG	R ₁ ,R ₃ ,D ₂ (B ₂)	Branch on Index Low or Equal (64)	RSY ₁	EB45	N
C	R ₁ ,D ₂ (X ₂ ,B ₂)	Compare (32)	RX	59	c
CD	R ₁ ,D ₂ (X ₂ ,B ₂)	Compare (LH)	RX	69	c
CDB	R ₁ ,D ₂ (X ₂ ,B ₂)	Compare (LB)	RXE	ED19	c
CDBR	R ₁ ,R ₂	Compare (LB)	RRE	B319	c
CDFBR	R ₁ ,R ₂	Convert from Fixed (LB←32)	RRE	B395	
CDFR	R ₁ ,R ₂	Convert from Fixed (LH←32)	RRE	B3B5	
CDGBR	R ₁ ,R ₂	Convert from Fixed (LB←64)	RRE	B3A5	N
CDGR	R ₁ ,R ₂	Convert from Fixed (LB←64)	RRE	B3C5	N
CDGTR	R ₁ ,R ₂	Convert from Fixed (LD←64)	RRE	B3F1	TF
CDR	R ₁ ,R ₂	Compare (LH)	RR	29	c
CDS	R ₁ ,R ₃ ,D ₂ (B ₂)	Compare Double and Swap (32)	RS ₁	BB	c
CDSG	R ₁ ,R ₃ ,D ₂ (B ₂)	Compare Double and Swap (64)	RSY ₁	EB3E	c N
CDSTR	R ₁ ,R ₂	Convert from Signed Packed (LD←64)	RRE	B3F3	TF
CDSY	R ₁ ,R ₃ ,D ₂ (B ₂)	Compare Double and Swap (32)	RSY ₁	EB31	c LD
CDTR	R ₁ ,R ₂	Compare (LD)	RRE	B3E4	c TF

Mne- monic	Operands	Name	For- mat	Op- code	Class & Notes
CDUTR	R ₁ ,R ₂	Convert from Unsigned Packed (LD←64)	RRE	B3F2	TF
CE	R ₁ ,D ₂ (X ₂ ,B ₂)	Compare (SH)	RX	79	c
CEB	R ₁ ,D ₂ (X ₂ ,B ₂)	Compare (SB)	RXE	ED09	c
CEBR	R ₁ ,R ₂	Compare (SB)	RRE	B309	c
CEDTR	R ₁ ,R ₂	Compare Biased Exponent (LD)	RRE	B3F4	c TF
CEFBR	R ₁ ,R ₂	Convert from Fixed (SB←32)	RRE	B394	
CEFR	R ₁ ,R ₂	Convert from Fixed (SH←32)	RRE	B3B4	
CEGBR	R ₁ ,R ₂	Convert from Fixed (SB←64)	RRE	B3A4	N
CEGR	R ₁ ,R ₂	Convert from Fixed (SH←64)	RRE	B3C4	N
CER	R ₁ ,R ₂	Compare (SH)	RR	39	c
CEXTR	R ₁ ,R ₂	Compare Biased Exponent (ED)	RRE	B3FC	c TF
CFC	D ₂ (B ₂)	Compare and Form Codeword	S	B21A	ic
CFDBR	R ₁ ,M ₃ ,R ₂	Convert to Fixed (32←LB)	RRF ₂	B399	c
CFDR	R ₁ ,M ₃ ,R ₂	Convert to Fixed (32←LH)	RRF ₂	B3B9	c
CFEBR	R ₁ ,M ₃ ,R ₂	Convert to Fixed (32←SB)	RRF ₂	B398	c
CFER	R ₁ ,M ₃ ,R ₂	Convert to Fixed (32←SH)	RRF ₂	B3B8	c
CFI	R ₁ ,I ₂	Compare Immediate (32)	RIL	C2D	c EI
CFXBR	R ₁ ,M ₃ ,R ₂	Convert to Fixed (32←EB)	RRF ₂	B39A	c
CFXR	R ₁ ,M ₃ ,R ₂	Convert to Fixed (32←EH)	RRF ₂	B3BA	c
CG	R ₁ ,D ₂ (X ₂ ,B ₂)	Compare (64)	RXY	E320	c N
CGDBR	R ₁ ,M ₃ ,R ₂	Convert to Fixed (64←LB)	RRF ₂	B3A9	c N
CGDR	R ₁ ,M ₃ ,R ₂	Convert to Fixed (64←LH)	RRF ₂	B3C9	c N
CGDTR	R ₁ ,M ₃ ,R ₂	Convert to Fixed (64←LD)	RRF ₂	B3E1	c TF
CGEBR	R ₁ ,M ₃ ,R ₂	Convert to Fixed (64←SB)	RRF ₂	B3A8	c N
CGER	R ₁ ,M ₃ ,R ₂	Convert to Fixed (64←SH)	RRF ₂	B3C8	c N
CGF	R ₁ ,D ₂ (X ₂ ,B ₂)	Compare (64←32)	RXY	E330	c N
CGFI	R ₁ ,I ₂	Compare Immediate (64←32)	RIL	C2C	c EI
CGFR	R ₁ ,R ₂	Compare (64←32)	RRE	B930	c N
CGHI	R ₁ ,I ₂	Compare Halfword Immediate (64←16)	RI ₁	A7F	c N
CGR	R ₁ ,R ₂	Compare (64)	RRE	B920	c N
CGXBR	R ₁ ,M ₃ ,R ₂	Convert to Fixed (64←EB)	RRF ₂	B3AA	c N
CGXR	R ₁ ,M ₃ ,R ₂	Convert to Fixed (64←EH)	RRF ₂	B3CA	c N
CGXTR	R ₁ ,M ₃ ,R ₂	Convert to Fixed (64←ED)	RRF ₂	B3E9	c TF
CH	R ₁ ,D ₂ (X ₂ ,B ₂)	Compare Halfword (32←16)	RX	49	c
CHI	R ₁ ,I ₂	Compare Halfword Immediate (32←16)	RI ₁	A7E	c
CHY	R ₁ ,D ₂ (X ₂ ,B ₂)	Compare Halfword (32←16)	RXY	E379	c LD
CKSM	R ₁ ,R ₂	Checksum	RRE	B241	c
CL	R ₁ ,D ₂ (X ₂ ,B ₂)	Compare Logical (32)	RX	55	c
CLC	D ₁ (L,B ₁),D ₂ (B ₂)	Compare Logical (character)	SS ₁	D5	c
CLCL	R ₁ ,R ₂	Compare Logical Long	RR	0F	ic
CLCLE	R ₁ ,R ₃ ,D ₂ (B ₂)	Compare Logical Long Extended	RS ₁	A9	c
CLCLU	R ₁ ,R ₃ ,D ₂ (B ₂)	Compare Logical Long Uni- code	RSY ₁	EB8F	c E2
CLFI	R ₁ ,I ₂	Compare Logical Immediate (32)	RIL	C2F	c EI
CLG	R ₁ ,D ₂ (X ₂ ,B ₂)	Compare Logical (64)	RXY	E321	c N
CLGF	R ₁ ,D ₂ (X ₂ ,B ₂)	Compare Logical (64←32)	RXY	E331	c N
CLGFI	R ₁ ,I ₂	Compare Logical Immediate (64←32)	RIL	C2E	c EI
CLGFR	R ₁ ,R ₂	Compare Logical (64←32)	RRE	B931	c N
CLGR	R ₁ ,R ₂	Compare Logical (64)	RRE	B921	c N
CLI	D ₁ (B ₁),I ₂	Compare Logical Immediate	SI	95	c
CLiy	D ₁ (B ₁),I ₂	Compare Logical Immediate	SIY	EB55	c LD
CLM	R ₁ ,M ₃ ,D ₂ (B ₂)	Compare Logical Characters under Mask	RS ₂	BD	c
CLMH	R ₁ ,M ₃ ,D ₂ (B ₂)	Compare Logical Characters under Mask	RSY ₂	EB20	c N

Mnemonic	Operands	Name	Format	Op-code	Class & Notes
CLMY	R ₁ ,M ₃ ,D ₂ (B ₂)	Compare Logical Characters under Mask	RSY ₂	EB21	c LD
CLR	R ₁ ,R ₂	Compare Logical (32)	RR	15	c
CLST	R ₁ ,R ₂	Compare Logical String	RRE	B25D	c
CLY	R ₁ ,D ₂ (X ₂ ,B ₂)	Compare Logical (32)	RXY	E355	c LD
CMPS	R ₁ ,R ₂	Compression Call	RRE	B263	ic
CP	D ₁ (L ₁ ,B ₁),D ₂ (L ₂ ,B ₂)	Compare Decimal	SS ₂	F9	c
CPSDR	R ₁ ,R ₃ ,R ₂	Copy Sign	RRF ₁	B372	FS
CPYA	R ₁ ,R ₂	Copy Access	RRE	B24D	
CR	R ₁ ,R ₂	Compare (32)	RR	19	c
CS	R ₁ ,R ₃ ,D ₂ (B ₂)	Compare and Swap (32)	RS ₁	BA	c
CSCH		Clear Subchannel	S	B230	pc
CSDTR	R ₁ ,R ₂ ,M ₄	Convert to Signed Packed (64←LD)	RRF ₃	B3E3	TF
CSG	R ₁ ,R ₃ ,D ₂ (B ₂)	Compare and Swap (64)	RSY ₁	EB30	c N
CSP	R ₁ ,R ₂	Compare and Swap and Purge (32)	RRE	B250	pc
CSPG	R ₁ ,R ₂	Compare and Swap and Purge (64)	RRE	B98A	pc DE
CSST	D ₁ (B ₁),D ₂ (B ₂),R ₃	Compare and Swap and Store	SSF	C82	c
CSXTR	R ₁ ,R ₂ ,M ₄	Convert to Signed Packed (128←ED)	RRF ₃	B3EB	TF
CSY	R ₁ ,R ₃ ,D ₂ (B ₂)	Compare and Swap (32)	RSY ₁	EB14	c LD
CU12	R ₁ ,R ₂ ,[M ₃]	Convert UTF-8 to UTF-16	RRF ₂	B2A7	c
CU14	R ₁ ,R ₂ ,[M ₃]	Convert UTF-8 to UTF-32	RRF ₂	B9B0	c E3
CU21	R ₁ ,R ₂ ,[M ₃]	Convert UTF-16 to UTF-8	RRF ₂	B2A6	c
CU24	R ₁ ,R ₂ ,[M ₃]	Convert UTF-16 to UTF-32	RRF ₂	B9B1	c E3
CU41	R ₁ ,R ₂	Convert UTF-32 to UTF-8	RRE	B9B2	c E3
CU42	R ₁ ,R ₂	Convert UTF-32 to UTF-32	RRE	B9B3	c E3
CUDTR	R ₁ ,R ₂	Convert to Unsigned Packed (64←LD)	RRE	B3E2	TF
CUSE	R ₁ ,R ₂	Compare until Substring Equal	RRE	B257	ic
CUTFU	R ₁ ,R ₂ ,[M ₃]	Convert UTF-8 to Unicode	RRF ₂	B2A7	c
CUUTF	R ₁ ,R ₂ ,[M ₃]	Convert Unicode to UTF-8	RRF ₂	B2A6	c
CUXTR	R ₁ ,R ₂	Convert to Unsigned Packed (128←ED)	RRE	B3EA	TF
CVB	R ₁ ,D ₂ (X ₂ ,B ₂)	Convert to Binary (32)	RX	4F	
CVBG	R ₁ ,D ₂ (X ₂ ,B ₂)	Convert to Binary (64)	RXY	E30E	N
CVBY	R ₁ ,D ₂ (X ₂ ,B ₂)	Convert to Binary (32)	RXY	EB06	LD
CVD	R ₁ ,D ₂ (X ₂ ,B ₂)	Convert to Decimal (32)	RX	4E	
CVDG	R ₁ ,D ₂ (X ₂ ,B ₂)	Convert to Decimal (64)	RXY	E32E	N
CVDY	R ₁ ,D ₂ (X ₂ ,B ₂)	Convert to Decimal (32)	RXY	E326	LD
CXBR	R ₁ ,R ₂	Compare (EB)	RRE	B349	c
CXFB	R ₁ ,R ₂	Convert from Fixed (EB←32)	RRE	B396	
CXFR	R ₁ ,R ₂	Convert from Fixed (EH←32)	RRE	B3B6	
CXGBR	R ₁ ,R ₂	Convert from Fixed (EB←64)	RRE	B3A6	N
CXGR	R ₁ ,R ₂	Convert from Fixed (EH←64)	RRE	B3C6	N
CXGTR	R ₁ ,R ₂	Convert from Fixed (ED←64)	RRE	B3F9	TF
CXR	R ₁ ,R ₂	Compare (EH)	RRE	B369	c
CXSTR	R ₁ ,R ₂	Convert from Signed Packed (ED←128)	RRE	B3FB	TF
CXTR	R ₁ ,R ₂	Compare (ED)	RRE	B3EC	c TF
CXUTR	R ₁ ,R ₂	Convert from Unsigned Packed (ED←128)	RRE	B3FA	TF
CY	R ₁ ,D ₂ (X ₂ ,B ₂)	Compare (32)	RXY	E359	c LD
D	R ₁ ,D ₂ (X ₂ ,B ₂)	Divide (32←64)	RX	5D	
DD	R ₁ ,D ₂ (X ₂ ,B ₂)	Divide (LH)	RX	6D	
DDB	R ₁ ,D ₂ (X ₂ ,B ₂)	Divide (LB)	RXE	ED1D	
DDBR	R ₁ ,R ₂	Divide (LB)	RRE	B31D	
DDR	R ₁ ,R ₂	Divide (LH)	RR	2D	
DDTR	R ₁ ,R ₂ ,R ₃	Divide (LD)	RRR	B3D1	TF
DE	R ₁ ,D ₂ (X ₂ ,B ₂)	Divide (SH)	RX	7D	
DEB	R ₁ ,D ₂ (X ₂ ,B ₂)	Divide (SB)	RXE	ED0D	

Mnemonic	Operands	Name	Format	Op-code	Class & Notes
DEBR	R ₁ ,R ₂	Divide (SB)	RRE	B30D	
DER	R ₁ ,R ₂	Divide (SH)	RR	3D	
DIDBR	R ₁ ,R ₃ ,R ₂ ,M ₄	Divide to Integer (LB)	RRF ₃	B35B	c
DIEBR	R ₁ ,R ₃ ,R ₂ ,M ₄	Divide to Integer (SB)	RRF ₃	B353	c
DL	R ₁ ,D ₂ (X ₂ ,B ₂)	Divide Logical (32←64)	RXY	E397	N3
DLG	R ₁ ,D ₂ (X ₂ ,B ₂)	Divide Logical (64←128)	RXY	E387	N
DLGR	R ₁ ,R ₂	Divide Logical (64←128)	RRE	B987	N
DLR	R ₁ ,R ₂	Divide Logical (32←64)	RRE	B997	N3
DP	D ₁ (L ₁ ,B ₁),D ₂ (L ₂ ,B ₂)	Divide Decimal	SS ₂	FD	
DR	R ₁ ,R ₂	Divide (32←64)	RR	1D	
DSG	R ₁ ,D ₂ (X ₂ ,B ₂)	Divide Single (64)	RXY	E30D	N
DSGF	R ₁ ,D ₂ (X ₂ ,B ₂)	Divide Single (64←32)	RXY	E31D	N
DSGFR	R ₁ ,R ₂	Divide Single (64←32)	RRE	B91D	N
DSGR	R ₁ ,R ₂	Divide Single (64)	RRE	B90D	N
DXBR	R ₁ ,R ₂	Divide (EB)	RRE	B34D	
DXR	R ₁ ,R ₂	Divide (EH)	RRE	B22D	
DXTR	R ₁ ,R ₂ ,R ₃	Divide (ED)	RRR	B3D9	TF
EAR	R ₁ ,R ₂	Extract Access	RRE	B24F	
ECTG	D ₁ (B ₁),D ₂ (B ₂),R ₃	Extract CPU Time	SSF	C81	ET
ED	D ₁ (L ₁ ,B ₁),D ₂ (B ₂)	Edit	SS ₁	DE	c
EDMK	D ₁ (L ₁ ,B ₁),D ₂ (B ₂)	Edit and Mark	SS ₁	DF	c
EEDTR	R ₁ ,R ₂	Extract Biased Exponent (64←LD)	RRE	B3E5	TF
EEXTR	R ₁ ,R ₂	Extract Biased Exponent (64←ED)	RRE	B3ED	TF
EFPC	R ₁	Extract FPC	RRE	B38C	
EPAIR	R ₁	Extract Primary ASN and Instance	RRE	B99A	q RA
EPAR	R ₁	Extract Primary ASN	RRE	B226	q
EPSW	R ₁ ,R ₂	Extract PSW	RRE	B98D	N3
EREG	R ₁ ,R ₂	Extract Stacked Registers (32)	RRE	B249	
EREGG	R ₁ ,R ₂	Extract Stacked Registers (64)	RRE	B90E	N
ESAIR	R ₁	Extract Secondary ASN and Instance	RRE	B99B	q RA
ESAR	R ₁	Extract Secondary ASN	RRE	B227	q
ESDTR	R ₁ ,R ₂	Extract Significance (64←LD)	RRE	B3E7	TF
ESEA	R ₁ ,R ₂	Extract and Set Extended Authority	RRE	B99D	p N
ESTA	R ₁ ,R ₂	Extract Stacked State	RRE	B24A	c
ESXTR	R ₁ ,R ₂	Extract Significance (64←ED)	RRE	B3EF	TF
EX	R ₁ ,D ₂ (X ₂ ,B ₂)	Execute	RX	44	
FIDBR	R ₁ ,M ₃ ,R ₂	Load FP Integer (LB)	RRF ₂	B35F	
FIDR	R ₁ ,R ₂	Load FP Integer (LH)	RRE	B37F	
FIDTR	R ₁ ,M ₃ ,R ₂ ,M ₄	Load FP Integer (LD)	RRF ₃	B3D7	TF
FIEBR	R ₁ ,M ₃ ,R ₂	Load FP Integer (SB)	RRF ₂	B357	
FIER	R ₁ ,R ₂	Load FP Integer (SH)	RRE	B377	
FIXBR	R ₁ ,M ₃ ,R ₂	Load FP Integer (EB)	RRF ₂	B347	
FIXR	R ₁ ,R ₂	Load FP Integer (EH)	RRE	B367	
FIXTR	R ₁ ,M ₃ ,R ₂ ,M ₄	Load FP Integer (ED)	RRF ₃	B3DF	TF
FLOGR	R ₁ ,R ₂	Find Leftmost One	RRE	B983	c EI
HDR	R ₁ ,R ₂	Halve (LH)	RR	24	
HER	R ₁ ,R ₂	Halve (SH)	RR	34	
HSCH		Halt Subchannel	S	B231	pc
IAC	R ₁	Insert Address Space Control	RRE	B224	qc
IC	R ₁ ,D ₂ (X ₂ ,B ₂)	Insert Character	RX	43	
ICM	R ₁ ,M ₃ ,D ₂ (B ₂)	Insert Characters under Mask (low)	RS ₂	BF	c
ICMH	R ₁ ,M ₃ ,D ₂ (B ₂)	Insert Characters under Mask (high)	RSY ₂	EB80	c N
ICMY	R ₁ ,M ₃ ,D ₂ (B ₂)	Insert Characters under Mask (low)	RSY ₂	EB81	c LD
ICY	R ₁ ,D ₂ (X ₂ ,B ₂)	Insert Character	RXY	E373	LD

Mne- monic	Operands	Name	For- mat	Op- code	Class & Notes
IDTE	R ₁ ,R ₃ ,R ₂	Invalidate DAT Table Entry	RRF ₃	B98E	pu DE
IEDTR	R ₁ ,R ₃ ,R ₂	Insert Biased Exponent (LD←64 LD)	RRF ₃	B3F6	TF
IEXTR	R ₁ ,R ₃ ,R ₂	Insert Biased Exponent (ED←64 ED)	RRF ₃	B3FE	TF
IIHF	R ₁ ,I ₂	Insert Immediate (high)	RIL	C08	EI
IIHH	R ₁ ,I ₂	Insert Immediate (high high)	RI ₁	A50	N
IIHL	R ₁ ,I ₂	Insert Immediate (high low)	RI ₁	A51	N
II LF	R ₁ ,I ₂	Insert Immediate (low)	RIL	C09	EI
II LH	R ₁ ,I ₂	Insert Immediate (low high)	RI ₁	A52	N
II LL	R ₁ ,I ₂	Insert Immediate (low low)	RI ₁	A53	N
IPK		Insert PSW Key	S	B20B	q
IPM	R ₁	Insert Program Mask	RRE	B222	
IPTE	R ₁ ,R ₂	Invalidate Page Table Entry	RRE	B221	p
ISKE	R ₁ ,R ₂	Insert Storage Key Extended	RRE	B229	p
IVSK	R ₁ ,R ₂	Insert Virtual Storage Key	RRE	B223	q
KDB	R ₁ ,D ₂ (X ₂ ,B ₂)	Compare and Signal (LB)	RXE	ED18	c
KDBR	R ₁ ,R ₂	Compare and Signal (LB)	RRE	B318	c
KDTR	R ₁ ,R ₂	Compare and Signal (LD)	RRE	B3E0	c TF
KEB	R ₁ ,D ₂ (X ₂ ,B ₂)	Compare and Signal (SB)	RXE	ED08	c
KEBR	R ₁ ,R ₂	Compare and Signal (SB)	RRE	B308	c
KIMD	R ₁ ,R ₂	Compute Intermediate Mes- sage Digest	RRE	B93E	c MS
KLMD	R ₁ ,R ₂	Compute Last Message Digest	RRE	B93F	c MS
KM	R ₁ ,R ₂	Cipher Message	RRE	B92E	c MS
KMAC	R ₁ ,R ₂	Compute Message Authent- ication Code	RRE	B91E	c MS
KMC	R ₁ ,R ₂	Cipher Message with Chain- ing	RRE	B92F	c MS
KXBR	R ₁ ,R ₂	Compare and Signal (EB)	RRE	B348	c
KXTR	R ₁ ,R ₂	Compare and Signal (ED)	RRE	B3E8	c TF
L	R ₁ ,D ₂ (X ₂ ,B ₂)	Load (32)	RX	58	
LA	R ₁ ,D ₂ (X ₂ ,B ₂)	Load Address	RX	41	
LAE	R ₁ ,D ₂ (X ₂ ,B ₂)	Load Address Extended	RX	51	
LAM	R ₁ ,R ₃ ,D ₂ (B ₂)	Load Access Multiple	RS ₁	9A	
LAMY	R ₁ ,R ₃ ,D ₂ (B ₂)	Load Access Multiple	RSY ₁	EB9A	LD
LARL	R ₁ ,I ₂	Load Address Relative Long	RIL ₁	C00	N3
LASP	D ₁ (B ₁),D ₂ (B ₂)	Load Address Space Parame- ters	SSE	E500	pc
LAY	R ₁ ,D ₂ (X ₂ ,B ₂)	Load Address	RXY	E371	LD
LB	R ₁ ,D ₂ (X ₂ ,B ₂)	Load Byte (32)	RXY	E376	LD
LBR	R ₁ ,R ₂	Load Byte (32)	RRE	B926	EI
LCDBR	R ₁ ,R ₂	Load Complement (LB)	RRE	B313	c
LCDFR	R ₁ ,R ₂	Load Complement (L)	RRE	B373	FS
LCDR	R ₁ ,R ₂	Load Complement (LH)	RR	23	c
LCEBR	R ₁ ,R ₂	Load Complement (SB)	RRE	B303	c
LCER	R ₁ ,R ₂	Load Complement (SH)	RR	33	c
LCGFR	R ₁ ,R ₂	Load Complement (64←32)	RRE	B913	c N
LCGR	R ₁ ,R ₂	Load Complement (64)	RRE	B903	c N
LCR	R ₁ ,R ₂	Load Complement (32)	RR	13	c
LCTL	R ₁ ,R ₃ ,D ₂ (B ₂)	Load Control (32)	RS ₁	B7	p
LCTLG	R ₁ ,R ₃ ,D ₂ (B ₂)	Load Control (64)	RSY ₁	EB2F	p N
LCXBR	R ₁ ,R ₂	Load Complement (EB)	RRE	B343	c
LCXR	R ₁ ,R ₂	Load Complement (EH)	RRE	B363	c
LD	R ₁ ,D ₂ (X ₂ ,B ₂)	Load (L)	RX	68	
LDE	R ₁ ,D ₂ (X ₂ ,B ₂)	Load Lengthened (LH←SH)	RXE	ED24	
LDEB	R ₁ ,D ₂ (X ₂ ,B ₂)	Load Lengthened (LB←SB)	RXE	ED04	
LDEBR	R ₁ ,R ₂	Load Lengthened (LB←SB)	RRE	B304	
LDER	R ₁ ,R ₂	Load Lengthened (LH←SH)	RRE	B324	
LDETR	R ₁ ,R ₂ ,M ₄	Load Lengthened (LD←SD)	RRF ₃	B3D4	TF
LDGR	R ₁ ,R ₂	Load FPR from GR (L←64)	RRE	B3C1	FG

Mnemonic	Operands	Name	Format	Op-code	Class & Notes
LDR	R ₁ ,R ₂	Load (L)	RR	28	
LDXBR	R ₁ ,R ₂	Load Rounded (LB←EB)	RRE	B345	
LDXR	R ₁ ,R ₂	Load Rounded (LH←EH)	RR	25	
LDXTR	R ₁ ,M ₃ ,R ₂ ,M ₄	Load Rounded (LD←ED)	RRF ₃	B3DD	TF
LDY	R ₁ ,D ₂ (X ₂ ,B ₂)	Load (L)	RXY	ED65	LD
LE	R ₁ ,D ₂ (X ₂ ,B ₂)	Load (S)	RX	78	
LEDBR	R ₁ ,R ₂	Load Rounded (SB←LB)	RRE	B344	
LEDR	R ₁ ,R ₂	Load Rounded (SH←LH)	RR	35	
LEDTR	R ₁ ,M ₃ ,R ₂ ,M ₄	Load Rounded (SD←LD)	RRF ₃	B3D5	TF
LER	R ₁ ,R ₂	Load (S)	RR	38	
LEXBR	R ₁ ,R ₂	Load Rounded (SB←EB)	RRE	B346	
LEXR	R ₁ ,R ₂	Load Rounded (SH←EH)	RRE	B366	
LEY	R ₁ ,D ₂ (X ₂ ,B ₂)	Load (S)	RXY	ED64	LD
LFAS	D ₂ (B ₂)	Load FPC and Signal	S	B2BD	XF
LFPC	D ₂ (B ₂)	Load FPC	S	B29D	
LG	R ₁ ,D ₂ (X ₂ ,B ₂)	Load (64)	RXY	E304	N
LGB	R ₁ ,D ₂ (X ₂ ,B ₂)	Load Byte (64←8)	RXY	E377	LD
LGBR	R ₁ ,R ₂	Load Byte (64←8)	RRE	B906	EI
LGDR	R ₁ ,R ₂	Load GR from FPR (64←L)	RRE	B3CD	FG
LGf	R ₁ ,D ₂ (X ₂ ,B ₂)	Load (64←32)	RXY	E314	N
LGFI	R ₁ ,I ₂	Load Immediate (64←32)	RIL	C01	EI
LGFR	R ₁ ,R ₂	Load (64←32)	RRE	B914	N
LGH	R ₁ ,D ₂ (X ₂ ,B ₂)	Load Halfword (64←16)	RXY	E315	N
LGHI	R ₁ ,I ₂	Load Halfword Immediate (64←16)	RI ₁	A79	N
LGHR	R ₁ ,R ₂	Load Halfword (64←16)	RRE	B907	EI
LGR	R ₁ ,R ₂	Load (64)	RRE	B904	N
LH	R ₁ ,D ₂ (X ₂ ,B ₂)	Load Halfword (32←16)	RX	48	
LHI	R ₁ ,I ₂	Load Halfword Immediate (32←16)	RI ₁	A78	
LHR	R ₁ ,R ₂	Load Halfword (32←16)	RRE	B927	EI
LHY	R ₁ ,D ₂ (X ₂ ,B ₂)	Load Halfword (32←16)	RXY	E378	LD
LLC	R ₁ ,D ₂ (X ₂ ,B ₂)	Load Logical Character (32←8)	RXY	E394	EI
LLCR	R ₁ ,R ₂	Load Logical Character (32←8)	RRE	B994	EI
LLGC	R ₁ ,D ₂ (X ₂ ,B ₂)	Load Logical Character (64←8)	RXY	E390	N
LLGCR	R ₁ ,R ₂	Load Logical Character (64←8)	RRE	B984	EI
LLGF	R ₁ ,D ₂ (X ₂ ,B ₂)	Load Logical (64←32)	RXY	E316	N
LLGFR	R ₁ ,R ₂	Load Logical (64←32)	RRE	B916	N
LLGH	R ₁ ,D ₂ (X ₂ ,B ₂)	Load Logical Halfword (64←16)	RXY	E391	N
LLGHR	R ₁ ,R ₂	Load Logical Halfword (64←16)	RRE	B985	EI
LLGT	R ₁ ,D ₂ (X ₂ ,B ₂)	Load Logical Thirty One Bits (64←31)	RXY	E317	N
LLGTR	R ₁ ,R ₂	Load Logical Thirty One Bits (64←31)	RRE	B917	N
LLH	R ₁ ,D ₂ (X ₂ ,B ₂)	Load Logical Halfword (32←16)	RXY	E395	EI
LLHR	R ₁ ,R ₂	Load Logical Halfword (32←16)	RRE	B995	EI
LLIHF	R ₁ ,I ₂	Load Logical Immediate (high)	RIL	C0E	EI
LLIHH	R ₁ ,I ₂	Load Logical Immediate (high high)	RI ₁	A5C	N
LLIHL	R ₁ ,I ₂	Load Logical Immediate (high low)	RI ₁	A5D	N
LLILF	R ₁ ,I ₂	Load Logical Immediate (low)	RIL	C0F	N
LLILH	R ₁ ,I ₂	Load Logical Immediate (low high)	RI ₁	A5E	N
LLILL	R ₁ ,I ₂	Load Logical Immediate (low low)	RI ₁	A5F	N
LM	R ₁ ,R ₃ ,D ₂ (B ₂)	Load Multiple (32)	RS ₁	98	

Mnemonic	Operands	Name	Format	Op-code	Class & Notes
LMD	R ₁ ,R ₃ ,D ₂ (B ₂),D ₄ (B ₄)	Load Multiple Disjoint	SS ₅	EF	N
LMG	R ₁ ,R ₃ ,D ₂ (B ₂)	Load Multiple (64)	RSY ₁	EB04	N
LMH	R ₁ ,R ₃ ,D ₂ (B ₂)	Load Multiple High	RSY ₁	EB96	N
LMY	R ₁ ,R ₃ ,D ₂ (B ₂)	Load Multiple (32)	RSY ₁	EB98	LD
LNDBR	R ₁ ,R ₂	Load Negative (LB)	RRE	B311	c
LNDFR	R ₁ ,R ₂	Load Negative (L)	RRE	B371	FS
LNDR	R ₁ ,R ₂	Load Negative (LH)	RR	21	c
LNEBR	R ₁ ,R ₂	Load Negative (SB)	RRE	B301	c
LNDR	R ₁ ,R ₂	Load Negative (SH)	RR	31	c
LNGFR	R ₁ ,R ₂	Load Negative (64←32)	RRE	B911	c N
LNGR	R ₁ ,R ₂	Load Negative (64)	RRE	B901	c N
LNR	R ₁ ,R ₂	Load Negative (32)	RR	11	c
LNDBR	R ₁ ,R ₂	Load Negative (EB)	RRE	B341	c
LNDR	R ₁ ,R ₂	Load Negative (EH)	RRE	B361	c
LPDBR	R ₁ ,R ₂	Load Positive (LB)	RRE	B310	c
LPDFR	R ₁ ,R ₂	Load Positive (L)	RRE	B370	FS
LPDR	R ₁ ,R ₂	Load Positive (LH)	RR	20	c
LPEBR	R ₁ ,R ₂	Load Positive (SB)	RRE	B300	c
LPER	R ₁ ,R ₂	Load Positive (SH)	RR	30	c
LPGFR	R ₁ ,R ₂	Load Positive (64←32)	RRE	B910	c N
LPGR	R ₁ ,R ₂	Load Positive (64)	RRE	B900	c N
LPQ	R ₁ ,D ₂ (X ₂ ,B ₂)	Load Pair from Quadword	RXY	E38F	N
LPR	R ₁ ,R ₂	Load Positive (32)	RR	10	c
LPSW	D ₂ (B ₂)	Load PSW	S	82	pn
LPSWE	D ₂ (B ₂)	Load PSW Extended	S	B2B2	pn N
LPTEA	R ₁ ,R ₃ ,R ₂ ,M ₄	Load Page-Table-Entry Address	RRF ₃	B9AA	c D2
LPXBR	R ₁ ,R ₂	Load Positive (EB)	RRE	B340	c
LPXR	R ₁ ,R ₂	Load Positive (EH)	RRE	B360	c
LR	R ₁ ,R ₂	Load (32)	RR	18	
LRA	R ₁ ,D ₂ (X ₂ ,B ₂)	Load Real Address (32)	RX	B1	pc
LRAG	R ₁ ,D ₂ (X ₂ ,B ₂)	Load Real Address (64)	RXY	E303	pc N
LRAY	R ₁ ,D ₂ (X ₂ ,B ₂)	Load Real Address (32)	RXY	E313	pc LD
LRDR	R ₁ ,R ₂	Load Rounded (LH←EH)	RR	25	
LRER	R ₁ ,R ₂	Load Rounded (SH←LH)	RR	35	
LRV	R ₁ ,D ₂ (X ₂ ,B ₂)	Load Reversed (32)	RXY	E31E	N3
LRVG	R ₁ ,D ₂ (X ₂ ,B ₂)	Load Reversed (64)	RXY	E30F	N
LRVGR	R ₁ ,R ₂	Load Reversed (64)	RRE	B90F	N
LRVH	R ₁ ,D ₂ (X ₂ ,B ₂)	Load Reversed (16)	RXY	E31F	N3
LRVR	R ₁ ,R ₂	Load Reversed (32)	RRE	B91F	N3
LT	R ₁ ,D ₂ (X ₂ ,B ₂)	Load and Test (32)	RXY	E312	c EI
LTDBR	R ₁ ,R ₂	Load and Test (LB)	RRE	B312	c
LTDR	R ₁ ,R ₂	Load and Test (LH)	RR	22	c
LTDTR	R ₁ ,R ₂	Load and Test (LD)	RRE	B3D6	c TF
LTEBR	R ₁ ,R ₂	Load and Test (SB)	RRE	B302	c
LTDR	R ₁ ,R ₂	Load and Test (SH)	RR	32	c
LTG	R ₁ ,D ₂ (X ₂ ,B ₂)	Load and Test (64)	RXY	E302	c EI
LTGFR	R ₁ ,R ₂	Load and Test (64←32)	RRE	B912	c N
LTGR	R ₁ ,R ₂	Load and Test (64)	RRE	B902	c N
LTR	R ₁ ,R ₂	Load and Test (32)	RR	12	c
LTXBR	R ₁ ,R ₂	Load and Test (EB)	RRE	B342	c
LTXR	R ₁ ,R ₂	Load and Test (EH)	RRE	B362	c
LTXTR	R ₁ ,R ₂	Load and Test (ED)	RRE	B3DE	c TF
LURA	R ₁ ,R ₂	Load Using Real Address (32)	RRE	B24B	p
LURAG	R ₁ ,R ₂	Load Using Real Address (64)	RRE	B905	p N
LXD	R ₁ ,D ₂ (X ₂ ,B ₂)	Load Lengthened (EH←LH)	RXE	ED25	
LXDB	R ₁ ,D ₂ (X ₂ ,B ₂)	Load Lengthened (EB←LB)	RXE	ED05	
LXDBR	R ₁ ,R ₂	Load Lengthened (EB←LB)	RRE	B305	
LXDR	R ₁ ,R ₂	Load Lengthened (EH←LH)	RRE	B325	
LXDTR	R ₁ ,R ₂ ,M ₄	Load Lengthened (ED←LD)	RRF ₃	B3DC	TF

Mnemonic	Operands	Name	Format	Op-code	Class & Notes
LXE	$R_1, D_2(X_2, B_2)$	Load Lengthened (EH←SH)	RXE	ED26	
LXEB	$R_1, D_2(X_2, B_2)$	Load Lengthened (EB←SB)	RXE	ED06	
LXEBR	R_1, R_2	Load Lengthened (EB←SB)	RRE	B306	
LXER	R_1, R_2	Load Lengthened (EH←SH)	RRE	B326	
LXR	R_1, R_2	Load (E)	RRE	B365	
LY	$R_1, D_2(X_2, B_2)$	Load (32)	RXY	E358	LD
LZDR	R_1	Load Zero (L)	RRE	B375	
LZER	R_1	Load Zero (S)	RRE	B374	
LZXR	R_1	Load Zero (E)	RRE	B376	
M	$R_1, D_2(X_2, B_2)$	Multiply (64←32)	RX	5C	
MAD	$R_1, R_3, D_2(X_2, B_2)$	Multiply and Add (LH)	RXF	ED3E	HM
MADB	$R_1, R_3, D_2(X_2, B_2)$	Multiply and Add (LB)	RXF	ED1E	
MADBR	R_1, R_3, R_2	Multiply and Add (LB)	RRF ₁	B31E	
MADR	R_1, R_3, R_2	Multiply and Add (LH)	RRF ₁	B33E	HM
MAE	$R_1, R_3, D_2(X_2, B_2)$	Multiply and Add (SH)	RXF	ED2E	HM
MAEB	$R_1, R_3, D_2(X_2, B_2)$	Multiply and Add (SB)	RXF	ED0E	
MAEBR	R_1, R_3, R_2	Multiply and Add (SB)	RRF ₁	B30E	
MAER	R_1, R_3, R_2	Multiply and Add (SH)	RRF ₁	B32E	HM
MAY	$R_1, R_3, D_2(X_2, B_2)$	Multiply and Add Unnormalized (EH←LH)	RXF	ED3A	UE
MAYH	$R_1, R_3, D_2(X_2, B_2)$	Multiply and Add Unnormalized (EH _H ←LH)	RXF	ED3C	UE
MAYHR	R_1, R_3, R_2	Multiply and Add Unnormalized (EH _H ←LH)	RRF ₁	B33C	UE
MAYL	$R_1, R_3, D_2(X_2, B_2)$	Multiply and Add Unnormalized (EH _L ←LH)	RXF	ED38	UE
MAYLR	R_1, R_3, R_2	Multiply and Add Unnormalized (EH _L ←LH)	RRF ₁	B338	UE
MAYR	R_1, R_3, R_2	Multiply and Add Unnormalized (EH←LH)	RRF ₁	B33A	UE
MC	$D_1(B_1), I_2$	Monitor Call	SI	AF	
MD	$R_1, D_2(X_2, B_2)$	Multiply (LH)	RX	6C	
MDB	$R_1, D_2(X_2, B_2)$	Multiply (LB)	RXE	ED1C	
MDBR	R_1, R_2	Multiply (LB)	RRE	B31C	
MDE	$R_1, D_2(X_2, B_2)$	Multiply (LH←SH)	RX	7C	
MDEB	$R_1, D_2(X_2, B_2)$	Multiply (LB←SB)	RXE	ED0C	
MDEBR	R_1, R_2	Multiply (LB←SB)	RRE	B30C	
MDER	R_1, R_2	Multiply (LH←SH)	RR	3C	
MDR	R_1, R_2	Multiply (LH)	RR	2C	
MDTR	R_1, R_2, R_3	Multiply (LD)	RRR	B3D0	TF
ME	$R_1, D_2(X_2, B_2)$	Multiply (LH←SH)	RX	7C	
MEE	$R_1, D_2(X_2, B_2)$	Multiply (SH)	RXE	ED37	
MEEB	$R_1, D_2(X_2, B_2)$	Multiply (SB)	RXE	ED17	
MEEBR	R_1, R_2	Multiply (SB)	RRE	B317	
MEER	R_1, R_2	Multiply (SH)	RRE	B337	
MER	R_1, R_2	Multiply (LH←SH)	RR	3C	
MGHI	R_1, I_2	Multiply Halfword Immediate (64←16)	RI ₁	A7D	N
MH	$R_1, D_2(X_2, B_2)$	Multiply Halfword (32←16)	RX	4C	
MHI	R_1, I_2	Multiply Halfword Immediate (32←16)	RI ₁	A7C	
ML	$R_1, D_2(X_2, B_2)$	Multiply Logical (64←32)	RXY	E396	N3
MLG	$R_1, D_2(X_2, B_2)$	Multiply Logical (128←64)	RXY	E386	N
MLGR	R_1, R_2	Multiply Logical (128←64)	RRE	B986	N
MLR	R_1, R_2	Multiply Logical (64←32)	RRE	B996	N3
MP	$D_1(L_1, B_1), D_2(L_2, B_2)$	Multiply Decimal	SS ₂	FC	
MR	R_1, R_2	Multiply (64←32)	RR	1C	
MS	$R_1, D_2(X_2, B_2)$	Multiply Single (32)	RX	71	
MSCH	$D_2(B_2)$	Modify Subchannel	S	B232	pc
MSD	$R_1, R_3, D_2(X_2, B_2)$	Multiply and Subtract (LH)	RXF	ED3F	HM
MSDB	$R_1, R_3, D_2(X_2, B_2)$	Multiply and Subtract (LB)	RXF	ED1F	
MSDBR	R_1, R_3, R_2	Multiply and Subtract (LB)	RRF ₁	B31F	

Mnemonic	Operands	Name	Format	Op-code	Class & Notes
MSDR	R ₁ ,R ₃ ,R ₂	Multiply and Subtract (LH)	RRF ₁	B33F	HM
MSE	R ₁ ,R ₃ ,D ₂ (X ₂ ,B ₂)	Multiply and Subtract (SH)	RXF	ED2F	HM
MSEB	R ₁ ,R ₃ ,D ₂ (X ₂ ,B ₂)	Multiply and Subtract (SB)	RXF	ED0F	
MSEBR	R ₁ ,R ₃ ,R ₂	Multiply and Subtract (SB)	RRF ₁	B30F	
MSER	R ₁ ,R ₃ ,R ₂	Multiply and Subtract (SH)	RRF ₁	B32F	HM
MSG	R ₁ ,D ₂ (X ₂ ,B ₂)	Multiply Single (64)	RXY	E30C	N
MSGF	R ₁ ,D ₂ (X ₂ ,B ₂)	Multiply Single (64←32)	RXY	E31C	N
MSGFR	R ₁ ,R ₂	Multiply Single (64←32)	RRE	B91C	N
MSGR	R ₁ ,R ₂	Multiply Single (64)	RRE	B90C	N
MSR	R ₁ ,R ₂	Multiply Single (32)	RRE	B252	
MSTA	R ₁	Modify Stacked State	RRE	B247	
MSY	R ₁ ,D ₂ (X ₂ ,B ₂)	Multiply Single (32)	RXY	E351	LD
MVC	D ₁ (L,B ₁),D ₂ (B ₂)	Move (character)	SS ₁	D2	
MVCDK	D ₁ (B ₁),D ₂ (B ₂)	Move with Destination key	SSE	E50F	q
MVCIN	D ₁ (L,B ₁),D ₂ (B ₂)	Move Inverse	SS ₁	E8	
MVCK	D ₁ (R ₁ ,B ₁),D ₂ (B ₂),R ₃	Move with Key	SS ₄	D9	qc
MVCL	R ₁ ,R ₂	Move Long	RR	0E	ic
MVCLE	R ₁ ,R ₃ ,D ₂ (B ₂)	Move Long Extended	RS ₁	A8	c
MVCLU	R ₁ ,R ₃ ,D ₂ (B ₂)	Move Long Unicode	RSY ₁	EB8E	c E2
MVCP	D ₁ (R ₁ ,B ₁),D ₂ (B ₂),R ₃	Move to Primary	SS ₄	DA	qc
MVCS	D ₁ (R ₁ ,B ₁),D ₂ (B ₂),R ₃	Move to Secondary	SS ₄	DB	qc
MVCSK	D ₁ (B ₁),D ₂ (B ₂)	Move with Source Key	SSE	E50E	q
MVI	D ₁ (B ₁),I ₂	Move Immediate	SI	92	
MVIY	D ₁ (B ₁),I ₂	Move Immediate	SIY	EB52	LD
MVN	D ₁ (L,B ₁),D ₂ (B ₂)	Move Numerics	SS ₁	D1	
MVO	D ₁ (L ₁ ,B ₁),D ₂ (L ₂ ,B ₂)	Move with Offset	SS ₂	F1	
MVPG	R ₁ ,R ₂	Move Page	RRE	B254	qc
MVST	R ₁ ,R ₂	Move String	RRE	B255	c
MVZ	D ₁ (L,B ₁),D ₂ (B ₂)	Move Zones	SS ₁	D3	
MXBR	R ₁ ,R ₂	Multiply (EB)	RRE	B34C	
MXD	R ₁ ,D ₂ (X ₂ ,B ₂)	Multiply (EH←LH)	RX	67	
MXDB	R ₁ ,D ₂ (X ₂ ,B ₂)	Multiply (EB←LB)	RXE	ED07	
MXDBR	R ₁ ,R ₂	Multiply (EB←LB)	RRE	B307	
MXDR	R ₁ ,R ₂	Multiply (EH←LH)	RR	27	
MXR	R ₁ ,R ₂	Multiply (EH)	RR	26	
MXTR	R ₁ ,R ₂ ,R ₃	Multiply (ED)	RRR	B3D8	TF
MY	R ₁ ,R ₃ ,D ₂ (X ₂ ,B ₂)	Multiply Unnormalized (EH←LH)	RXF	ED3B	UE
MYH	R ₁ ,R ₃ ,D ₂ (X ₂ ,B ₂)	Multiply Unnormalized (EH _H ←LH)	RXF	ED3D	UE
MYHR	R ₁ ,R ₃ ,R ₂	Multiply Unnormalized (EH _H ←LH)	RRF ₁	B33D	UE
MYL	R ₁ ,R ₃ ,D ₂ (X ₂ ,B ₂)	Multiply Unnormalized (EH _L ←LH)	RXF	ED39	UE
MYLR	R ₁ ,R ₃ ,R ₂	Multiply Unnormalized (EH _L ←LH)	RRF ₁	B339	UE
MYR	R ₁ ,R ₃ ,R ₂	Multiply Unnormalized (EH←LH)	RRF ₁	B33B	UE
N	R ₁ ,D ₂ (X ₂ ,B ₂)	And (32)	RX	54	c
NC	D ₁ (L,B ₁),D ₂ (B ₂)	And (character)	SS ₁	D4	c
NG	R ₁ ,D ₂ (X ₂ ,B ₂)	And (64)	RXY	E380	c N
NGR	R ₁ ,R ₂	And (64)	RRE	B980	c N
NI	D ₁ (B ₁),I ₂	And Immediate	SI	94	c
NIHF	R ₁ ,I ₂	And Immediate (high)	RIL	C0A	c EI
NIHH	R ₁ ,I ₂	And Immediate (high high)	RI ₁	A54	c N
NIHL	R ₁ ,I ₂	And Immediate (high low)	RI ₁	A55	c N
NILF	R ₁ ,I ₂	And Immediate (low)	RIL	C0B	c EI
NILH	R ₁ ,I ₂	And Immediate (low high)	RI ₁	A56	c N
NILL	R ₁ ,I ₂	And Immediate (low low)	RI ₁	A57	c N
NIY	D ₁ (B ₁),I ₂	And Immediate	SIY	EB54	c LD
NR	R ₁ ,R ₂	And (32)	RR	14	c

Mnemonic	Operands	Name	Format	Op-code	Class & Notes
NY	R ₁ ,D ₂ (X ₂ ,B ₂)	And (32)	RXY	E354	c LD
O	R ₁ ,D ₂ (X ₂ ,B ₂)	Or (32)	RX	56	c
OC	D ₁ (L,B ₁),D ₂ (B ₂)	Or (character)	SS ₁	D6	c
OG	R ₁ ,D ₂ (X ₂ ,B ₂)	Or (64)	RXY	E381	c N
OGR	R ₁ ,R ₂	Or (64)	RRE	B981	c N
OI	D ₁ (B ₁),I ₂	Or Immediate	SI	96	c
OIHF	R ₁ ,I ₂	Or Immediate (high)	RIL	C0C	c EI
OIHH	R ₁ ,I ₂	Or Immediate (high high)	RI ₁	A58	c N
OIHL	R ₁ ,I ₂	Or Immediate (high low)	RI ₁	A59	c N
OILF	R ₁ ,I ₂	Or Immediate (low)	RIL	C0D	c N
OILH	R ₁ ,I ₂	Or Immediate (low high)	RI ₁	A5A	c N
OILL	R ₁ ,I ₂	Or Immediate (low low)	RI ₁	A5B	c N
OIY	D ₁ (B ₁),I ₂	Or Immediate	SIY	EB56	c LD
OR	R ₁ ,R ₂	Or (32)	RR	16	c
OY	R ₁ ,D ₂ (X ₂ ,B ₂)	Or (32)	RXY	E356	c LD
PACK	D ₁ (L ₁ ,B ₁),D ₂ (L ₂ ,B ₂)	Pack	SS ₂	F2	
PALB		Purge ALB	RRE	B248	p
PC	D ₂ (B ₂)	Program Call	S	B218	q
PFPO		Perform Floating-Point Operation	E	010A	PF
PGIN	R ₁ ,R ₂	Page In	RRE	B22E	pc ES
PGOUT	R ₁ ,R ₂	Page Out	RRE	B22F	pc ES
PKA	D ₁ (B ₁),D ₂ (L ₂ ,B ₂)	Pack ASCII	SS ₁	E9	E2
PKU	D ₁ (B ₁),D ₂ (L ₂ ,B ₂)	Pack Unicode	SS ₁	E1	E2
PLO	R ₁ ,D ₂ (B ₂),R ₃ ,D ₄ (B ₄)	Perform Locked Operation	SS ₅	EE	c
PR		Program Return	E	0101	qn
PT	R ₁ ,R ₂	Program Transfer	RRE	B228	q
PTFF		Perform Timing-Facility Function	E	0104	qc
PTI	R ₁ ,R ₂	Program Transfer with Instance	RRE	B99E	q RA
PTLB		Purge TLB	S	B20D	p
QADTR	R ₁ ,R ₃ ,R ₂ ,M ₄	Quantize (LD)	RRF ₃	B3F5	TF
QAXTR	R ₁ ,R ₃ ,R ₂ ,M ₄	Quantize (ED)	RRF ₃	B3FD	TF
RCHP		Reset Channel Path	S	B23B	pc
RLL	R ₁ ,R ₃ ,D ₂ (B ₂)	Rotate Left Single Logical (32)	RSY ₁	EB1D	N3
RLLG	R ₁ ,R ₃ ,D ₂ (B ₂)	Rotate Left Single Logical (64)	RSY ₁	EB1C	N
RP	D ₂ (B ₂)	Resume Program	S	B277	qn
RRBE	R ₁ ,R ₂	Reset Reference Bit Extended	RRE	B22A	pc
RRDTR	R ₁ ,R ₃ ,R ₂ ,M ₄	Reround (LD)	RRF ₃	B3F7	TF
RRXTR	R ₁ ,R ₃ ,R ₂ ,M ₄	Reround (ED)	RRF ₃	B3FF	TF
RSCH		Resume Subchannel	S	B238	pc
S	R ₁ ,D ₂ (X ₂ ,B ₂)	Subtract (32)	RX	5B	c
SAC	D ₂ (B ₂)	Set Address Space Control	S	B219	q
SACF	D ₂ (B ₂)	Set Address Space Control Fast	S	B279	q
SAL		Set Address Limit	S	B237	p
SAM24		Set Addressing Mode (24)	E	010C	N3
SAM31		Set Addressing Mode (31)	E	010D	N3
SAM64		Set Addressing Mode (64)	E	010E	N
SAR	R ₁ ,R ₂	Set Access	RRE	B24E	
SCHM		Set Channel Monitor	S	B23C	p
SCK	D ₂ (B ₂)	Set Clock	S	B204	pc
SCKC	D ₂ (B ₂)	Set Clock Comparator	S	B206	p
SCKPF		Set Clock Programmable Field	E	0107	p
SD	R ₁ ,D ₂ (X ₂ ,B ₂)	Subtract Normalized (LH)	RX	6B	c
SDB	R ₁ ,D ₂ (X ₂ ,B ₂)	Subtract (LB)	RXE	ED1B	c
SDBR	R ₁ ,R ₂	Subtract (LB)	RRE	B31B	c
SDR	R ₁ ,R ₂	Subtract Normalized (LH)	RR	2B	c
SDTR	R ₁ ,R ₂ ,R ₃	Subtract (LD)	RRR	B3D3	c TF
SE	R ₁ ,D ₂ (X ₂ ,B ₂)	Subtract Normalized (SH)	RX	7B	c
SEB	R ₁ ,D ₂ (X ₂ ,B ₂)	Subtract (SB)	RXE	ED0B	c

Mnemonic	Operands	Name	Format	Op-code	Class & Notes
SEBR	R ₁ ,R ₂	Subtract (SB)	RRE	B30B	c
SER	R ₁ ,R ₂	Subtract Normalized (SH)	RR	3B	c
SFASR	R ₁	Set FPC and Signal	RRE	B385	XF
SFPC	R ₁	Set FPC	RRE	B384	
SG	R ₁ ,D ₂ (X ₂ ,B ₂)	Subtract (64)	RXY	E309	c N
SGF	R ₁ ,D ₂ (X ₂ ,B ₂)	Subtract (64←32)	RXY	E319	c N
SGFR	R ₁ ,R ₂	Subtract (64←32)	RRE	B919	c N
SGR	R ₁ ,R ₂	Subtract (64)	RRE	B909	c N
SH	R ₁ ,D ₂ (X ₂ ,B ₂)	Subtract Halfword (32←16)	RX	4B	c
SHY	R ₁ ,D ₂ (X ₂ ,B ₂)	Subtract Halfword (32←16)	RXY	E37B	c LD
SIE	D ₂ (B ₂)	Start Interpretive Execution	S	B214	ip
SIGP	R ₁ ,R ₃ ,D ₂ (B ₂)	Signal Processor	RS ₁	AE	pc
SL	R ₁ ,D ₂ (X ₂ ,B ₂)	Subtract Logical (32)	RX	5F	c
SLA	R ₁ ,D ₂ (B ₂)	Shift Left Single (32)	RS ₁	8B	c
SLAG	R ₁ ,R ₃ ,D ₂ (B ₂)	Shift Left Single (64)	RSY ₁	EB0B	c N
SLB	R ₁ ,D ₂ (X ₂ ,B ₂)	Subtract Logical with Borrow (32)	RXY	E399	c N3
SLBG	R ₁ ,D ₂ (X ₂ ,B ₂)	Subtract Logical with Borrow (64)	RXY	E389	c N
SLBGR	R ₁ ,R ₂	Subtract Logical with Borrow (64)	RRE	B989	c N
SLBR	R ₁ ,R ₂	Subtract Logical with Borrow (32)	RRE	B999	c N3
SLDA	R ₁ ,D ₂ (B ₂)	Shift Left Double (64)	RS ₁	8F	c
SLDL	R ₁ ,D ₂ (B ₂)	Shift Left Double Logical (64)	RS ₁	8D	
SLDT	R ₁ ,R ₃ ,D ₂ (X ₂ ,B ₂)	Shift Significand Left (LD)	RXF	ED40	TF
SLFI	R ₁ ,I ₂	Subtract Logical Immediate (32)	RIL	C25	c EI
SLG	R ₁ ,D ₂ (X ₂ ,B ₂)	Subtract Logical (64)	RXY	E30B	c N
SLGF	R ₁ ,D ₂ (X ₂ ,B ₂)	Subtract Logical (64←32)	RXY	E31B	c N
SLGFI	R ₁ ,I ₂	Subtract Logical Immediate (64←32)	RIL	C24	c EI
SLGFR	R ₁ ,R ₂	Subtract Logical (64←32)	RRE	B91B	c N
SLGR	R ₁ ,R ₂	Subtract Logical (64)	RRE	B90B	c N
SLL	R ₁ ,D ₂ (B ₂)	Shift Left Single Logical (32)	RS ₁	89	
SLLG	R ₁ ,R ₃ ,D ₂ (B ₂)	Shift Left Single Logical (64)	RSY ₁	EB0D	N
SLR	R ₁ ,R ₂	Subtract Logical (32)	RR	1F	c
SLXT	R ₁ ,R ₃ ,D ₂ (X ₂ ,B ₂)	Shift Significand Left (ED)	RXF	ED48	TF
SLY	R ₁ ,D ₂ (X ₂ ,B ₂)	Subtract Logical (32)	RXY	E35F	c LD
SP	D ₁ (L ₁ ,B ₁),D ₂ (L ₂ ,B ₂)	Subtract Decimal	SS ₂	FB	c
SPKA	D ₂ (B ₂)	Set PSW Key from Address	S	B20A	q
SPM	R ₁	Set Program Mask	RR	04	n
SPT	D ₂ (B ₂)	Set CPU Timer	S	B208	p
SPX	D ₂ (B ₂)	Set Prefix	S	B210	p
SQD	R ₁ ,D ₂ (X ₂ ,B ₂)	Square Root (LH)	RXE	ED35	
SQDB	R ₁ ,D ₂ (X ₂ ,B ₂)	Square Root (LB)	RXE	ED15	
SQDBR	R ₁ ,R ₂	Square Root (LB)	RRE	B315	
SQDR	R ₁ ,R ₂	Square Root (LH)	RRE	B244	
SQE	R ₁ ,D ₂ (X ₂ ,B ₂)	Square Root (SH)	RXE	ED34	
SQEB	R ₁ ,D ₂ (X ₂ ,B ₂)	Square Root (SB)	RXE	ED14	
SQEBR	R ₁ ,R ₂	Square Root (SB)	RRE	B314	
SQER	R ₁ ,R ₂	Square Root (SH)	RRE	B245	
SQXBR	R ₁ ,R ₂	Square Root (EB)	RRE	B316	
SQXR	R ₁ ,R ₂	Square Root (EH)	RRE	B336	
SR	R ₁ ,R ₂	Subtract (32)	RR	1B	c
SRA	R ₁ ,D ₂ (B ₂)	Shift Right Single (32)	RS ₁	8A	c
SRAG	R ₁ ,R ₃ ,D ₂ (B ₂)	Shift Right Single (64)	RSY ₁	EB0A	c N
SRDA	R ₁ ,D ₂ (B ₂)	Shift Right Double (64)	RS ₁	8E	c
SRDL	R ₁ ,D ₂ (B ₂)	Shift Right Double Logical (64)	RS ₁	8C	
SRDT	R ₁ ,R ₃ ,D ₂ (X ₂ ,B ₂)	Shift Significand Right (LD)	RXF	ED41	TF
SRL	R ₁ ,D ₂ (B ₂)	Shift Right Single Logical (32)	RS ₁	88	
SRLG	R ₁ ,R ₃ ,D ₂ (B ₂)	Shift Right Single Logical (64)	RSY ₁	EB0C	N

Mne- monic	Operands	Name	For- mat	Op- code	Class & Notes
SRNM	D ₂ (B ₂)	Set BFP Rounding Mode	S	B299	
SRNMT	D ₂ (B ₂)	Set DFP Rounding Mode	S	B2B9	TR
SRP	D ₁ (L ₁ ,B ₁),D ₂ (B ₂),I ₃	Shift and Round Decimal	SS ₃	F0	c
SRST	R ₁ ,R ₂	Search String	RRE	B25E	c
SRSTU	R ₁ ,R ₂	Search String Unicode	RRE	B2BE	c E3
SRXT	R ₁ ,R ₃ ,D ₂ (X ₂ ,B ₂)	Shift Significand Right (ED)	RXF	ED49	TF
SSAIR	R ₁	Set Secondary ASN with Instance	RRE	B99F	RA
SSAR	R ₁	Set Secondary ASN	RRE	B225	
SSCH	D ₂ (B ₂)	Start Subchannel	S	B233	pc
SSKE	R ₁ ,R ₂	Set Storage Key Extended	RRF	B22B	pc
SSM	D ₂ (B ₂)	Set System Mask	S	80	p
ST	R ₁ ,D ₂ (X ₂ ,B ₂)	Store (32)	RX	50	
STAM	R ₁ ,R ₃ ,D ₂ (B ₂)	Store Access Multiple	RS ₁	9B	
STAMY	R ₁ ,R ₃ ,D ₂ (B ₂)	Store Access Multiple	RSY ₁	EB9B	LD
STAP	D ₂ (B ₂)	Store CPU Address	S	B212	p
STC	R ₁ ,D ₂ (X ₂ ,B ₂)	Store Character	RX	42	
STCK	D ₂ (B ₂)	Store Clock	S	B205	c
STCKC	D ₂ (B ₂)	Store Clock Comparator	S	B207	p
STCKE	D ₂ (B ₂)	Store Clock Extended	S	B278	c
STCKF	D ₂ (B ₂)	Store Clock Fast	S	B27C	c SC
STCM	R ₁ ,M ₃ ,D ₂ (B ₂)	Store Characters under Mask (low)	RS ₂	BE	
STCMH	R ₁ ,M ₃ ,D ₂ (B ₂)	Store Characters under Mask (high)	RSY ₁	EB2C	N
STCMY	R ₁ ,M ₃ ,D ₂ (B ₂)	Store Characters under Mask (low)	RSY ₂	EB2D	LD
STCPS	D ₂ (B ₂)	Store Channel Path Status	S	B23A	p
STCRW	D ₂ (B ₂)	Store Channel Report Word	S	B239	pc
STCTG	R ₁ ,R ₃ ,D ₂ (B ₂)	Store Control (64)	RSY ₁	EB25	p N
STCTL	R ₁ ,R ₃ ,D ₂ (B ₂)	Store Control (32)	RS ₁	B6	p
STCY	R ₁ ,D ₂ (X ₂ ,B ₂)	Store Character	RXY	E372	LD
STD	R ₁ ,D ₂ (X ₂ ,B ₂)	Store (L)	RX	60	
STDY	R ₁ ,D ₂ (X ₂ ,B ₂)	Store (L)	RXY	ED67	LD
STE	R ₁ ,D ₂ (X ₂ ,B ₂)	Store (S)	RX	70	
STEY	R ₁ ,D ₂ (X ₂ ,B ₂)	Store (S)	RXY	ED66	LD
STFL	D ₂ (B ₂)	Store Facility List	S	B2B1	p N3
STFLE	D ₂ (B ₂)	Store Facility List Extended	S	B2B0	c FL
STFPC	D ₂ (B ₂)	Store FPC	S	B29C	
STG	R ₁ ,D ₂ (X ₂ ,B ₂)	Store (64)	RXY	E324	N
STH	R ₁ ,D ₂ (X ₂ ,B ₂)	Store Halfword	RX	40	
STHY	R ₁ ,D ₂ (X ₂ ,B ₂)	Store Halfword	RXY	E370	LD
STIDP	D ₂ (B ₂)	Store CPU ID	S	B202	p
STM	R ₁ ,R ₃ ,D ₂ (B ₂)	Store Multiple (32)	RS ₁	90	
STMG	R ₁ ,R ₃ ,D ₂ (B ₂)	Store Multiple (64)	RSY ₁	EB24	N
STMH	R ₁ ,R ₃ ,D ₂ (B ₂)	Store Multiple High	RSY ₁	EB26	N
STMY	R ₁ ,R ₃ ,D ₂ (B ₂)	Store Multiple (32)	RSY ₁	EB90	LD
STNSM	D ₁ (B ₁),I ₂	Store Then And System Mask	SI	AC	p
STOSM	D ₁ (B ₁),I ₂	Store Then Or System Mask	SI	AD	p
STPQ	R ₁ ,D ₂ (X ₂ ,B ₂)	Store Pair to Quadword	RXY	E38E	N
STPT	D ₂ (B ₂)	Store CPU Timer	S	B209	p
STPX	D ₂ (B ₂)	Store Prefix	S	B211	p
STRAG	D ₁ (B ₁),D ₂ (B ₂)	Store Real Address	SSE	E502	p N
STRV	R ₁ ,D ₂ (X ₂ ,B ₂)	Store Reversed (32)	RXY	E33E	N3
STRVG	R ₁ ,D ₂ (X ₂ ,B ₂)	Store Reversed (64)	RXY	E32F	N
STRVH	R ₁ ,D ₂ (X ₂ ,B ₂)	Store Reversed (16)	RXY	E33F	N3
STSCH	D ₂ (B ₂)	Store Subchannel	S	B234	pc
STSI	D ₂ (B ₂)	Store System Information	S	B27D	pc
STURA	R ₁ ,R ₂	Store Using Real Address (32)	RRE	B246	p
STURG	R ₁ ,R ₂	Store Using Real Address (64)	RRE	B925	p N
STY	R ₁ ,D ₂ (X ₂ ,B ₂)	Store (32)	RXY	E350	LD

Mnemonic	Operands	Name	Format	Op-code	Class & Notes
SU	R ₁ ,D ₂ (X ₂ ,B ₂)	Subtract Unnormalized (SH)	RX	7F	c
SUR	R ₁ ,R ₂	Subtract Unnormalized (SH)	RR	3F	c
SVC	I	Supervisor Call	I	0A	
SW	R ₁ ,D ₂ (X ₂ ,B ₂)	Subtract Unnormalized (LH)	RX	6F	c
SWR	R ₁ ,R ₂	Subtract Unnormalized (LH)	RR	2F	c
SXBR	R ₁ ,D ₂	Subtract (EB)	RRE	B34B	c
SXR	R ₁ ,D ₂	Subtract Normalized (EH)	RR	37	c
SXTR	R ₁ ,R ₂ ,R ₃	Subtract (ED)	RRR	B3DB	c TF
SY	R ₁ ,D ₂ (X ₂ ,B ₂)	Subtract (32)	RXY	E35B	c LD
TAM		Test Addressing Mode	E	010B	c N3
TAR	R ₁ ,R ₂	Test Access	RRE	B24C	c
TB	R ₁ ,R ₂	Test Block	RRE	B22C	ipc
TBDR	R ₁ ,M ₃ ,R ₂	Convert HFP to BFP (LB←LH)	RRF ₂	B351	c
TBEDR	R ₁ ,M ₃ ,R ₂	Convert HFP to BFP (SB←LH)	RRF ₂	B350	c
TCDB	R ₁ ,D ₂ (X ₂ ,B ₂)	Test Data Class (LB)	RXE	ED11	c
TCEB	R ₁ ,D ₂ (X ₂ ,B ₂)	Test Data Class (SB)	RXE	ED10	c
TCXB	R ₁ ,D ₂ (X ₂ ,B ₂)	Test Data Class (EB)	RXE	ED12	c
TDCDT	R ₁ ,D ₂ (X ₂ ,B ₂)	Test Data Class (LD)	RXE	ED54	TF
TDCET	R ₁ ,D ₂ (X ₂ ,B ₂)	Test Data Class (SD)	RXE	ED50	TF
TDCXT	R ₁ ,D ₂ (X ₂ ,B ₂)	Test Data Class (ED)	RXE	ED58	TF
TDGDT	R ₁ ,D ₂ (X ₂ ,B ₂)	Test Data Group (LD)	RXE	ED55	TF
TDGET	R ₁ ,D ₂ (X ₂ ,B ₂)	Test Data Group (SD)	RXE	ED51	TF
TDGXT	R ₁ ,D ₂ (X ₂ ,B ₂)	Test Data Group (ED)	RXE	ED59	TF
THDER	R ₁ ,R ₂	Convert BFP to HFP (LH←SB)	RRE	B358	c
THDR	R ₁ ,R ₂	Convert BFP to HFP (LH←LB)	RRE	B359	c
TM	D ₁ (B ₁),I ₂	Test under Mask	SI	91	c
TMH	R ₁ ,I ₂	Test under Mask High	RI ₁	A70	c
TMHH	R ₁ ,I ₂	Test under Mask (high high)	RI ₁	A72	c N
TMHL	R ₁ ,I ₂	Test under Mask (high low)	RI ₁	A73	c N
TML	R ₁ ,I ₂	Test under Mask Low	RI ₁	A71	c
TMLH	R ₁ ,I ₂	Test under Mask (low high)	RI ₁	A70	c N
TMLL	R ₁ ,I ₂	Test under Mask (low low)	RI ₁	A71	c N
TMY	D ₁ (B ₁),I ₂	Test under Mask	SIY	EB51	c LD
TP	D ₁ (L ₁ ,B ₁)	Test Decimal	RSL	EBC0	c E2
TPI	D ₂ (B ₂)	Test Pending Interruption	S	B236	pc
TPROT	D ₁ (B ₁),D ₂ (B ₂)	Test Protection	SSE	E501	pc
TR	D ₁ (L ₁ ,B ₁),D ₂ (B ₂)	Translate	SS ₁	DC	
TRACE	R ₁ ,R ₃ ,D ₂ (B ₂)	Trace (32)	RS ₁	99	p
TRACG	R ₁ ,R ₃ ,D ₂ (B ₂)	Trace (64)	RSY ₁	EB0F	p N
TRAP2		Trap	E	01FF	
TRAP4	D ₂ (B ₂)	Trap	S	B2FF	
TRE	R ₁ ,R ₂	Translate Extended	RRE	B2A5	c
TROO	R ₁ ,R ₂ [,M ₃]	Translate One to One	RRF ₂	B993	c E2
TROT	R ₁ ,R ₂ [,M ₃]	Translate One to Two	RRF ₂	B992	c E2
TRT	D ₁ (L ₁ ,B ₁),D ₂ (B ₂)	Translate and Test	SS ₁	DD	c
TRTO	R ₁ ,R ₂ [,M ₃]	Translate Two to One	RRF ₂	B991	c E2
TRTR	D ₁ (L ₁ ,B ₁),D ₂ (B ₂)	Translate and Test Reverse	SS ₁	D0	c E3
TRTT	R ₁ ,R ₂ [,M ₃]	Translate Two to Two	RRF ₂	B990	c E2
TS	D ₂ (B ₂)	Test and Set	S	93	c
TSCH	D ₂ (B ₂)	Test Subchannel	S	B235	pc
UNPK	D ₁ (L ₁ ,B ₁),D ₂ (L ₂ ,B ₂)	Unpack	SS ₂	F3	
UNPKA	D ₁ (L ₁ ,B ₁),D ₂ (B ₂)	Unpack ASCII	SS ₁	EA	c E2
UNPKU	D ₁ (L ₁ ,B ₁),D ₂ (B ₂)	Unpack Unicode	SS ₁	E2	c E2
UPT		Update Tree	E	0102	ic
X	R ₁ ,D ₂ (X ₂ ,B ₂)	Exclusive Or (32)	RX	57	c
XC	D ₁ (L ₁ ,B ₁),D ₂ (B ₂)	Exclusive Or (character)	SS ₁	D7	c
XG	R ₁ ,D ₂ (X ₂ ,B ₂)	Exclusive Or (64)	RXY	E382	c N
XGR	R ₁ ,R ₂	Exclusive Or (64)	RRE	B982	c N
XI	D ₁ (B ₁),I ₂	Exclusive Or Immediate	SI	97	c
XIHF	R ₁ ,I ₂	Exclusive Or Immediate (high)	RIL	C06	c N

Mnemonic	Operands	Name	Format	Op-code	Class & Notes
XILF	R ₁ , I ₂	Exclusive Or Immediate (low)	RIL	C07	c N
XIY	D ₁ (B ₁), I ₂	Exclusive Or Immediate	SIY	EB57	c LD
XR	R ₁ , R ₂	Exclusive Or (32)	RR	17	c
XSCH		Cancel Subchannel	S	B276	pc
XY	R ₁ , D ₂ (X ₂ , B ₂)	Exclusive Or (32)	RXY	E357	c LD
ZAP	D ₁ (L ₁ , B ₁), D ₂ (L ₂ , B ₂)	Zero and Add	SS ₂	F8	c

Floating-Point Operand Lengths and Types:

E	Extended (binary, decimal or hex)	LB	Long binary
EB	Extended binary	LD	Long decimal
ED	Extended decimal	LH	Long hex
EH	Extended hex	S	Short (binary, decimal or hex)
EH _L	Extended hex (low-order part)	SB	Short binary
EH _H	Extended hex (high-order part)	SD	Short decimal
L	Long (binary, decimal or hex)	SH	Short hex

Notes:

c	Condition code set	FL	Store-facility-list-extended facility
i	Interruptible instruction	FS	Floating-point-support-sign-handling facility
n	New condition code loaded	HM	HFP multiply-and-add/subtract facility
p	Privileged instruction	LD	Long-displacement facility
q	Semiprivileged instruction	N	New in z/Architecture
u	Condition code is unpredictable	MS	Message-security assist
CS	Compare-and-swap-and-store facility	N3	New in z/Architecture and added to ESA/390
DE	DAT-enhancement facility	PF	PFPO facility
D2	DAT-enhancement facility 2	RA	ASN-and-LX-reuse facility
EI	Extended-immediate facility	SC	Store-clock-fast facility
E2	Extended-translation facility 2	TF	Decimal-floating-point facility
E3	Extended-translation facility 3	TR	Decimal-floating-point-rounding facility
ES	Expanded-storage facility	UE	HFP unnormalized-extension facility
ET	Extract-CPU-time facility	XF	IEEE-exception-support facility
FG	FPR-GPR-transfer facility		

Machine Instructions by Operation Code

Op Code	Mne-monic
0101	PR
0102	UPT
0104	PTFF
0107	SCKPF
010A	PFPO
010B	TAM
010C	SAM24
010D	SAM31
010E	SAM64
01FF	TRAP2
04	SPM
05	BALR
06	BCTR
07	BCR
0A	SVC
0B	BSM
0C	BASSM
0D	BASR
0E	MVCL
0F	CLCL
10	LPR
11	LNR
12	LTR
13	LCR
14	NR
15	CLR
16	OR
17	XR
18	LR
19	CR
1A	AR
1B	SR
1C	MR
1D	DR
1E	ALR
1F	SLR
20	LPDR
21	LNDR
22	LTDR
23	LCDR
24	HDR
25	LDXR
25	LRDR
26	MXR
27	MXDR
28	LDR
29	CDR
2A	ADR
2B	SDR
2C	MDR
2D	DDR
2E	AWR
2F	SWR
30	LPER
31	LNER
32	LTER
33	LCER
34	HER
35	LEDR
35	LRER
36	AXR
37	SXR
38	LER
39	CER
3A	AER
3B	SER
3C	MDER
3C	MER
3D	DER
3E	AUR
3F	SUR

Op Code	Mne-monic
40	STH
41	LA
42	STC
43	IC
44	EX
45	BAL
46	BCT
47	BC
48	LH
49	CH
4A	AH
4B	SH
4C	MH
4D	BAS
4E	CVD
4F	CVB
50	ST
51	LAE
54	N
55	CL
56	O
57	X
58	L
59	C
5A	A
5B	S
5C	M
5D	D
5E	AL
5F	SL
60	STD
67	MXD
68	LD
69	CD
6A	AD
6B	SD
6C	MD
6D	DD
6E	AW
6F	SW
70	STE
71	MS
78	LE
79	CE
7A	AE
7B	SE
7C	MDE
7C	ME
7D	DE
7E	AU
7F	SU
80	SSM
82	LPSW
83	Diagnose
84	BRXH
85	BRXLE
86	BXH
87	BXLE
88	SRL
89	SLL
8A	SRA
8B	SLA
8C	SRDL
8D	SLDL
8E	SRDA
8F	SLDA
90	STM
91	TM
92	MVI
93	TS
94	NI

Op Code	Mne-monic
95	CLI
96	OI
97	XI
98	LM
99	TRACE
9A	LAM
9B	STAM
A50	IIHH
A51	IIHL
A52	IILH
A53	IILL
A54	NIHH
A55	NIHL
A56	NILH
A57	NILL
A58	OIHH
A59	OIHL
A5A	OILH
A5B	OILL
A5C	LLIHH
A5D	LLIHL
A5E	LLIHL
A5F	LLILL
A70	TMLH
A70	TMH
A71	TMLL
A71	TML
A72	TMHH
A73	TMHL
A74	BRC
A75	BRAS
A76	BRCT
A77	BRCTG
A78	LHI
A79	LGHI
A7A	AHI
A7B	AGHI
A7C	MHI
A7D	MGHI
A7E	CHI
A7F	CGHI
A8	MVCLE
A9	CLCLE
AC	STNSM
AD	STOSM
AE	SIGP
AF	MC
B1	LRA
B202	STIDP
B204	SCK
B205	STCK
B206	SCKC
B207	STCKC
B208	SPT
B209	STPT
B20A	SPKA
B20B	IPK
B20D	PTLB
B210	SPX
B211	STPX
B212	STAP
B214	SIE
B218	PC
B219	SAC
B21A	CFC
B221	IPTC
B222	IPM
B223	IVSK
B224	IAC
B225	SSAR
B226	EPAR

Op Code	Mne-monic
B227	ESAR
B228	PT
B229	ISKE
B22A	RRBE
B22B	SSKE
B22C	TB
B22D	DXR
B22E	PGIN
B22F	PGOUT
B230	CSCH
B231	HSCH
B232	MSCH
B233	SSCH
B234	STSCH
B235	TSCH
B236	TPI
B237	SAL
B238	RSCH
B239	STCRW
B23A	STCPS
B23B	RCHP
B23C	SCHM
B240	BAKR
B241	CKSM
B244	SQDR
B245	SQER
B246	STURA
B247	MSTA
B248	PALB
B249	EREG
B24A	ESTA
B24B	LURA
B24C	TAR
B24D	CPYA
B24E	SAR
B24F	EAR
B250	CSP
B252	MSR
B254	MVPG
B255	MVST
B257	CUSE
B258	BSG
B25A	BSA
B25D	CLST
B25E	SRST
B263	CMPSC
B276	XSCH
B277	RP
B278	STCKE
B279	SACF
B27C	STCKF
B27D	STSI
B299	SRNM
B29C	STFPC
B29D	LFPC
B2A5	TRE
B2A6	CU21
B2A6	CUUTF
B2A7	CU12
B2A7	CUTFU
B2B0	STFLE
B2B1	STFL
B2B2	LPSWE
B2B9	SRNMT
B2BD	LFAS
B2FF	TRAP4
B300	LPEBR
B301	LNEBR
B302	LTEBR
B303	LCEBR
B304	LDEBR
B305	LXDBR
B306	LXEBR
B307	MXDBR
B308	KEBR

Op Code	Mne-monic
B309	CEBR
B30A	AEBR
B30B	SEBR
B30C	MDEBR
B30D	DEBR
B30E	MAEBR
B30F	MSEBR
B310	LPDBR
B311	LNDDBR
B312	LTDBR
B313	LCDBR
B314	SQEBR
B315	SQDBR
B316	SQXBR
B317	MEEBR
B318	KDBR
B319	CDBR
B31A	ADBR
B31B	SDBR
B31C	MDBR
B31D	DDBR
B31E	MADBR
B31F	MSDBR
B324	LDER
B325	LXDR
B326	LXER
B32E	MAER
B32F	MSER
B336	SQXR
B337	MEER
B338	MAYLR
B339	MYLR
B33A	MAYR
B33B	MYR
B33C	MAYHR
B33D	MYHR
B33E	MADR
B33F	MSDR
B340	LPXBR
B341	LNKXBR
B342	LTXBR
B343	LCXBR
B344	LEDBR
B345	LDXBR
B346	LEXBR
B347	FIXBR
B348	KXBR
B349	CXBR
B34A	AXBR
B34B	SXBR
B34C	MXBR
B34D	DXBR
B350	TBEDR
B351	TBDR
B353	DIEBR
B357	FIEBR
B358	THDER
B359	THDR
B35B	DIDBR
B35F	FIDBR
B360	LPXR
B361	LNXR
B362	LTXR
B363	LCXR
B365	LXR
B366	LEXR
B367	FIXR
B369	CXR
B370	LPDFR
B371	LNDFR
B372	CPSDR
B373	LCDFR
B374	LZER
B375	LZDR
B376	LZXR

Op Code	Mne-monic
B377	FIER
B37F	FIDR
B384	SFPC
B385	SFASR
B38C	EFPC
B394	CEFBR
B395	CDFBR
B396	CXFBR
B398	CFEBR
B399	CFDBR
B39A	CFXBR
B3A4	CEGBR
B3A5	CDGBR
B3A6	CXGBR
B3A8	CGBR
B3A9	CGDBR
B3AA	CGXBR
B3B4	CEFR
B3B5	CDFR
B3B6	CXFR
B3B8	CFER
B3B9	CFDR
B3BA	CFXR
B3C1	LDGR
B3C4	CEGR
B3C5	CDGR
B3C6	CXGR
B3C8	CGER
B3C9	CGDR
B3CA	CGXR
B3CD	LGDR
B3D0	MDTR
B3D1	DDTR
B3D2	ADTR
B3D3	SDTR
B3D4	LDETR
B3D5	LEDTR
B3D6	LTDR
B3D7	FIDTR
B3D8	MXTR
B3D9	DXTR
B3DA	AXTR
B3DB	SXTR
B3DC	LXDTR
B3DD	LDXTR
B3DE	LTXTR
B3DF	FIXTR
B3E0	KDTR
B3E1	CGDTR
B3E2	CUDTR
B3E3	CSDTR
B3E4	CDTR
B3E5	EEDTR
B3E7	ESDTR
B3E8	KXTR
B3E9	CGXTR
B3EA	CUXTR
B3EB	CSXTR
B3EC	CXTR
B3ED	EEXTR
B3EF	ESXTR
B3F1	CDGTR
B3F2	CDUTR
B3F3	CDSTR
B3F4	CEDTR
B3F5	QADTR
B3F6	IEDTR
B3F7	RRDTR
B3F9	CXGTR
B3FA	CXUTR
B3FB	CXSTR
B3FC	CEXTR
B3FD	QAXTR
B3FE	IEXTR
B3FF	RRXTR

Op Code	Mne-monic
B6	STCTL
B7	LCTL
B900	LPGR
B901	LNGR
B902	LTGR
B903	LCGR
B904	LGR
B905	LURAG
B906	LGBR
B907	LGHR
B908	AGR
B909	SGR
B90A	ALGR
B90B	SLGR
B90C	MSGR
B90D	DSGR
B90E	EREGG
B90F	LRVGR
B910	LPGFR
B911	LNGFR
B912	LTGFR
B913	LCGFR
B914	LGFR
B916	LLGFR
B917	LLGTR
B918	AGFR
B919	SGFR
B91A	ALGFR
B91B	SLGFR
B91C	MSGFR
B91D	DSGFR
B91E	KMAC
B91F	LRVR
B920	CGR
B921	CLGR
B925	STURG
B926	LBR
B927	LHR
B92E	KM
B92F	KMC
B930	CGFR
B931	CLGFR
B93E	KIMD
B93F	KLMD
B946	BCTGR
B980	NGR
B981	OGR
B982	XGR
B983	FLOGR
B984	LLGCR
B985	LLGHR
B986	MLGR
B987	DLGR
B988	ALCGR
B989	SLBGR
B98A	CSPG
B98D	EPSW
B98E	IDTE
B990	TRTT
B991	TRTO
B992	TROT
B993	TROO
B994	LLCR
B995	LLHR
B996	MLR
B997	DLR
B998	ALCR
B999	SLBR
B99A	ESAIR
B99B	ESAIR
B99D	ESEA
B99E	PTI
B99F	SSAIR
B9AA	LPTEA
B9B0	CU14

Op Code	Mne-monic
B9B1	CU24
B9B2	CU41
B9B3	CU42
B9BE	SRSTU
BA	CS
BB	CDS
BD	CLM
BE	STCM
BF	ICM
C00	LARL
C01	LGFI
C04	BRCL
C05	BRASL
C06	XIHF
C07	XILF
C08	IHF
C09	IILF
C0A	NIHF
C0B	NILF
C0C	OIHF
C0D	OILF
C0E	LLIHF
C0F	LLILF
C24	SLGFI
C25	SLFI
C28	AGFI
C29	AFI
C2A	ALGFI
C2B	ALFI
C2C	CGFI
C2D	CFI
C2E	CLGFI
C2F	CLFI
C81	ECTG
C82	CSST
D0	TRTR
D1	MVN
D2	MVC
D3	MVZ
D4	NC
D5	CLC
D6	OC
D7	XC
D9	MVCK
DA	MVCP
DB	MVCS
DC	TR
DD	TRT
DE	ED
DF	EDMK
E1	PKU
E2	UNPKU
E302	LTG
E303	LRAG
E304	LG
E306	CVBY
E308	AG
E309	SG
E30A	ALG
E30B	SLG
E30C	MSG
E30D	DSG
E30E	CVBG
E30F	LRVG
E312	LT
E313	LRAY
E314	LGf
E315	LGH
E316	LLGF
E317	LLGT
E318	AGF
E319	SGF
E31A	ALGF
E31B	SLGF
E31C	MSGF

Op Code	Mne-monic
E31D	DSGF
E31E	LRV
E31F	LRVH
E320	CG
E321	CLG
E324	STG
E326	CVDY
E32E	CVDG
E32F	STRVG
E330	CGF
E331	CLGF
E33E	STRV
E33F	STRVH
E346	BCTG
E350	STY
E351	MSY
E354	NY
E355	CLY
E356	OY
E357	XY
E358	LY
E359	CY
E35A	AY
E35B	SY
E35E	ALY
E35F	SLY
E370	STHY
E371	LAY
E372	STCY
E373	ICY
E376	LB
E377	LGB
E378	LHY
E379	CHY
E37A	AHY
E37B	SHY
E380	NG
E381	OG
E382	XG
E386	MLG
E387	DLG
E388	ALCG
E389	SLBG
E38E	STPQ
E38F	LPQ
E390	LLGC
E391	LLGH
E394	LLC
E395	LLH
E396	ML
E397	DL
E398	ALC
E399	SLB
E500	LASP
E501	TPROT
E502	STRAG
E50E	MVCSK
E50F	MVCDK
E8	MVCIN
E9	PKA
EA	UNPKA
EB04	LMG
EB0A	SRAG
EB0B	SLAG
EB0C	SRLG
EB0D	SLLG
EB0F	TRACC
EB14	CSY
EB1C	RLLG
EB1D	RLL
EB20	CLMH
EB21	CLMY
EB24	STMG
EB25	STCTG
EB26	STMH

Op Code	Mne-monic
EB2C	STCMH
EB2D	STCMY
EB2F	LCTLG
EB30	CSG
EB31	CDSY
EB3E	CDSG
EB44	BXHG
EB45	BXLEG
EB51	TMY
EB52	MVIY
EB54	NIY
EB55	CLIY
EB56	OIY
EB57	XIY
EB80	ICMH
EB81	ICMY
EB8E	MVCLU
EB8F	CLCLU
EB90	STMY
EB96	LMH
EB98	LMY
EB9A	LAMY
EB9B	STAMY
EBC0	TP
EC44	BRXHG
EC45	BRXLG
ED04	LDEB
ED05	LXDB
ED06	LXEB
ED07	MXDB
ED08	KEB
ED09	CEB
ED0A	AEB
ED0B	SEB
ED0C	MDEB
ED0D	DEB
ED0E	MAEB
ED0F	MSEB
ED10	TCEB
ED11	TCDB
ED12	TCXB
ED14	SQEB
ED15	SQDB
ED17	MEEB
ED18	KDB
ED19	CDB
ED1A	ADB
ED1B	SDB
ED1C	MDB
ED1D	DDB
ED1E	MADB
ED1F	MSDB
ED24	LDE
ED25	LXD
ED26	LXE
ED2E	MAE
ED2F	MSE
ED34	SQE
ED35	SQD
ED37	MEE
ED38	MAYL
ED39	MYL
ED3A	MAY
ED3B	MY
ED3C	MAYH
ED3D	MYH
ED3E	MAD
ED3F	MSD
ED40	SLDT
ED41	SRDT
ED48	SLXT
ED49	SRXT
ED50	TDCET
ED51	TDGET
ED54	TDCDT

Op Code	Mne-monic
ED55	TDGDT
ED58	TDCXT
ED59	TDGXT
ED64	LEY
ED65	LDY
ED66	STEY
ED67	STDY
EE	PLO
EF	LMD
F0	SRP
F1	MVO
F2	PACK
F3	UNPK
F8	ZAP
F9	CP
FA	AP
FB	SP
FC	MP
FD	DP

Condition Codes

Condition Code →	0	1	2	3
Mask Bit Value →	8	4	2	1
General Instructions				
Add	Zero	< Zero	> Zero	Overflow
Add Halfword	Zero	< Zero	> Zero	Overflow
Add Halfword Immediate	Zero	< Zero	> Zero	Overflow
Add Logical	Zero, no carry	Not zero, no carry	Zero, carry	Not zero, carry
Add Logical with Carry	Zero, no carry	Not zero, no carry	Zero, carry	Not zero, carry
And	Zero	Not zero	—	—
And Immediate	ANDed bits zero	ANDed bits not zero	—	—
Checksum	Checksum complete	—	—	CPU-determined completion
Cipher Message	Normal completion	—	—	Partial completion
Cipher Message with Chaining	Normal completion	—	—	Partial completion
Compare	Equal	First op low	First op high	—
Compare and Form Codeword	Equal	First op low and ctl = 0, or first op high and ctl = 1	First op high and ctl = 0, or first op low and ctl = 1	—
Compare and Swap	Equal	Not equal	—	—
Compare and Swap and Store	Equal	Not equal	—	—
Compare Double and Swap	Equal	Not equal	—	—
Compare Halfword	Equal	First op low	First op high	—
Compare Halfword Immediate	Equal	First op low	First op high	—
Compare Logical	Equal	First op low	First op high	—
Compare Logical Characters under Mask	Equal, or Mask is zero	First op low	First op high	—
Compare Logical Long	Equal	First op low	First op high	—
Compare Logical Long Extended	Equal	First op low	First op high	CPU-determined completion
Compare Logical Long Unicode	Equal	First op low	First op high	CPU-determined completion
Compare Logical String	Equal	First op low	First op high	CPU-determined completion
Compare until Substring Equal	Equal substring	Last bytes equal	Last bytes unequal	CPU-determined completion
Compression Call	Second op end	First op end, not second op end	—	CPU-determined completion
Compute Intermed. Message Digest	Normal completion	—	—	Partial completion
Compute Last Message Digest	Normal completion	—	—	Partial completion
Compute Message Authen. Code	Normal completion	—	—	Partial completion
Convert Unicode to UTF-8	Data processed	First op full	—	CPU-determined completion
Convert UTF-8 to Unicode	Data processed	First op full	—	CPU-determined completion
Exclusive Or	Zero	Not zero	—	—
Exclusive Or Immediate	XORed bits zero	XORed bits not zero	—	—

Condition Code →	0	1	2	3
Mask Bit Value →	8	4	2	1
Find Leftmost One	No one bit found	—	One bit found	—
Insert Characters under Mask	All zero, or mask is zero	Leftmost bit = 1	Not zero, but with leftmost bit = 0	—
Load and Test	Zero	< Zero	> Zero	—
Load Complement	Zero	< Zero	> Zero	Overflow
Load Negative	Zero	< Zero	—	—
Load Positive	Zero	—	> Zero	Overflow
Load Page-Table-Entry Address	Address returned; STE.P=0	Address returned; STE.P=1	Invalid bit one in RTE or STE.	Exception condition exists.
Move Long	Operand lengths equal	First op shorter	First op longer	Overlap
Move Long Extended	Operand lengths equal	First op shorter	First op longer	CPU-determined completion
Move Long Unicode	Operand lengths equal	First op shorter	First op longer	CPU-determined completion
Move Page	Data moved	First op invalid, both valid in ES, locked, or ES error	Second op invalid	—
Move String	—	Second op moved	—	CPU-determined completion
Or	Zero	Not zero	—	—
Or Immediate	ORed bits zero	ORed bits not zero	—	—
Perform Locked Operation (test bit zero)	Equal	First op not equal	First op equal, third op not equal	—
Perform Locked Operation (test bit one)	Code valid	—	—	Code invalid
Perform Timing-Facility Function	Function performed	—	—	Function not avail.
Search String, Search String Unicode	—	Character found	Character not found	CPU-determined completion
Set Program Mask	See Note	See Note	See Note	See Note
Shift Left Double	Zero	< Zero	> Zero	Overflow
Shift Left Single	Zero	< Zero	> Zero	Overflow
Shift Right Double	Zero	< Zero	> Zero	—
Shift Right Single	Zero	< Zero	> Zero	—
Store Clock (STCK, STCKE or STCKF)	Set state	Not-set state	Error state	Stopped state or not operational
Store Facility List Extended	Complete list stored	—	—	Incomplete list stored
Subtract	Zero	< Zero	> Zero	Overflow
Subtract Halfword	Zero	< Zero	> Zero	Overflow
Subtract Logical	—	Not zero, borrow	Zero, no borrow	Not zero, no borrow
Subtract Logical with Borrow	Zero, borrow	Not zero, borrow	Zero, no borrow	Not zero, no borrow
Test Addressing Mode	24-bit mode	31-bit mode	—	—
Test and Set	Leftmost bit zero	Leftmost bit one	—	—
Test under Mask (TM)	All zeros, or mask is zero	Mixed 0's and 1's	—	All ones
Test under Mask (TMH, TMHH, TMHL, TML, TMLH, TMLL)	All zeros or mask is zero	Mixed 0's and 1's and leftmost bit zero	Mixed 0's and 1's and leftmost bit one	All ones
Test under Mask High, Low	All zeros or mask is zero	Mixed 0's and 1's and leftmost bit zero	Mixed 0's and 1's and leftmost bit one	All ones

Condition Code →	0	1	2	3
Mask Bit Value →	8	4	2	1
Translate and Test, Translate and Test Reverse	All zeros	Not zero, scan incomplete	Not zero, scan complete	—
Translate Extended	Data processed	First op byte equal test byte	—	CPU-determined completion
Translate One to One, One to Two, Two to One, Two to Two	Character not found	Character found	—	CPU determined completion
Unpack ASCII	Sign plus	Sign minus	—	Sign invalid
Unpack Unicode	Sign plus	Sign minus	—	Sign invalid
Update Tree	Compare equal at current node on path	Path complete, no nodes compared equal	—	Path not complete and compared register negative
Decimal Instructions				
Add Decimal	Zero	< Zero	> Zero	Overflow
Compare Decimal	Equal	First op low	First op high	—
Edit	Zero	< Zero	> Zero	—
Edit and Mark	Zero	< Zero	> Zero	—
Shift and Round Decimal	Zero	< Zero	> Zero	Overflow
Subtract Decimal	Zero	< Zero	> Zero	Overflow
Test Decimal	Digits and sign valid	Sign invalid	Digit invalid	Sign and digit invalid
Zero and Add	Zero	< Zero	> Zero	Overflow
Floating-Point Instructions				
Add	Zero	< Zero	> Zero	NaN
Add Normalized	Zero	< Zero	> Zero	—
Add Unnormalized	Zero	< Zero	> Zero	—
Compare (BFP)	Equal	First op low	First op high	Unordered
Compare (HFP)	Equal	First op low	First op high	—
Compare and Signal	Equal	First op low	First op high	Unordered
Compare Biased Exponent	Equal	First op low	First op high	Unordered
Convert BFP to HFP	Zero	< Zero	> Zero	Special case
Convert HFP to BFP	Zero	< Zero	> Zero	Special case
Convert to Fixed	Zero	< Zero	> Zero	Special case
Divide to Integer	Remainder complete, quotient normal	Remainder complete, quotient overflow or NaN	Remainder incomplete, quotient normal	Remainder incomplete, quotient overflow or NaN
Load and Test (BFP)	Zero	< Zero	> Zero	NaN
Load and Test (HFP)	Zero	< Zero	> Zero	—
Load Complement (BFP)	Zero	< Zero	> Zero	NaN
Load Complement (HFP)	Zero	< Zero	> Zero	—
Load Negative (BFP)	Zero	< Zero	—	NaN
Load Negative (HFP)	Zero	< Zero	—	—
Load Positive (BFP)	Zero	—	> Zero	NaN
Load Positive (HFP)	Zero	—	> Zero	—
Subtract	Zero	< Zero	> Zero	NaN
Subtract Normalized	Zero	< Zero	> Zero	—
Subtract Unnormalized	Zero	< Zero	> Zero	—
Test Data Class	Zero (no match)	One (match)	—	—
Test Data Group	Zero (no match)	One (match)	—	—
Control Instructions				
Compare and Swap and Purge	Equal	Not equal	—	—
Diagnose	See note	See note	See note	See note

Condition Code →	0	1	2	3
Mask Bit Value →	8	4	2	1
Extract Stacked State	Branch state entry	Program call state entry	—	—
Insert Address Space Control	Primaryspace mode	Secondaryspace mode	Accessregister mode	Home-space mode
Load Address Space Parameters	Parameters loaded	Primary not available	Secondary not authorized or not available	Spaceswitch event
Load PSW	See note	See note	See note	See note
Load PSW Extended	See note	See note	See note	See note
Load Real Address	Translation available	Segmenttable entry invalid	Pageable entry invalid	See note
Move to Primary	Length ≤ 256	—	—	Length > 256
Move to Secondary	Length ≤ 256	—	—	Length > 256
Move with Key	Length ≤ 256	—	—	Length > 256
Page In	Operation completed	ES data error	—	ES block not available
Page Out	Operation completed	ES data error	—	ES block not available
Program Return	See note	See note	See note	See note
Reset Reference Bit Extended	Ref = 0, Chg = 0	Ref = 0, Chg = 1	Ref = 1, Chg = 0	Ref = 1, Chg = 1
Resume Program	See note	See note	See note	See note
Set Clock	Set	Secure	—	Not operational
Signal Processor	Accepted	Status stored	Busy	Not operational
Store System Information	Info provided	—	—	Info not available
Test Access	ALET = 0	ALET uses DUALD	ALET uses PSALD	ALET = 1 or causes ART exception
Test Block	Usable	Unusable	—	—
Test Protection	Fetch and store allowed	Fetch allowed; no store allowed	No fetch or store allowed	Translation not available
Input/Output Instructions				
Cancel Subchannel	Function started	—	—	Not operational
Clear Subchannel	Function started	—	—	Not operational
Halt Subchannel	Function started	Nonintermediate status pending	Busy	Not operational
Modify Subchannel	Function executed	Status pending	Busy	Not operational
Reset Channel Path	Function started	—	Busy	Not operational
Resume Subchannel	Function started	Status pending	Not applicable	Not operational
Start Subchannel	Function started	Status pending	Busy	Not operational
Store Channel Report Word	CRW stored	Zeros stored	—	—
Store Subchannel	SCHIB stored	—	—	Not operational
Test Pending Interruption	Interruption not pending	Interruption code stored	—	—

Condition Code →	0	1	2	3
Mask Bit Value →	8	4	2	1

Notes:

For Diagnose, the resulting condition code is model-dependent.

For Load Real Address, condition code 3 is set if address-space-control element not available, region-table entry outside table or invalid, segment-table entry outside table, or, for LRA in 24- or 31-bit mode when bits 0-32 of entry address not all zeros, segment- or page-table entry invalid.

For Load PSW, Load PSW Extended, and Resume Program, the condition code is loaded from the condition-code field of the second operand.

For Set Program Mask, the condition code is loaded from bit positions 2 and 3 of the first operand.

Assembler Instructions

Function	Mnemonic	Meaning
Option control	*PROCESS	Specify assembler options
	ACONTROL	Dynamically modify options
Data definition	CCW	Define channel command word
	CCW0	Define format-0 channel command word
	CCW1	Define format-1 channel command word
	DC	Define constant
	DS	Define storage
Program sectioning and linking	ALIAS	Rename external symbol
	AMODE	Specify addressing mode
	CATTR	Define class/part name and attributes
	COM	Identify common control section
	CSECT	Identify control section
	CXD	Cumulative length of external dummy section
	DSECT	Identify dummy section
	DXD	Define external dummy section
	ENTRY	Identify entry-point symbol
	EXTRN	Identify external symbol
	LOCTR	Specify multiple location counters
	RMODE	Specify residence mode
	RSECT	Identify read-only control section
START	Start assembly	
WXTRN	Identify weak external symbol	
XATTR	Declare external symbol attributes	
Base register assignment	DROP	Drop base address register
	USING	Use base address and register
Control of listing	AEJECT	Start new page in macro definition
	ASPACE	Space lines in macro definition
	CEJECT	Conditional start new page
	EJECT	Start new page
	PRINT	Print optional data
	SPACE	Space listing
	TITLE	Identify assembly output
Program control	ADATA	Provide data for SYSADATA file
	CNOP	Conditional no operation
	COPY	Copy predefined source coding
	END	End assembly
	EQU	Equate symbol
	EXITCTL	Program control data for I/O exits
	ICTL	Input format control
	ISEQ	Input sequence checking
	LTOrg	Begin literal pool
	OPSYN	Equate operation code
	ORG	Set location counter
	POP	Restore ACONTROL, PRINT, or USING status
	PUNCH	Punch a record
	PUSH	Save current ACONTROL, PRINT, or USING status
REPRO	Reproduce following record	
Conditional assembly	ACTR	Conditional assembly branch counter
	AGO	Unconditional branch
	AIF	Conditional branch
	AINsert	Create input record
	ANOP	Assembly no operation

Function	Mnemonic	Meaning
	AREAD	Assign input record to SETC symbol
	GBLA	Define global SETA symbol
	GBLB	Define global SETB symbol
	GBLC	Define global SETC symbol
	LCLA	Define local SETA symbol
	LCLB	Define local SETB symbol
	LCLC	Define local SETC symbol
	MHELP	Trace macro flow
	MNOTE	Generate message
	SETA	Set arithmetic variable symbol
	SETAF	Set arithmetic variable symbol from external function
	SETB	Set binary variable symbol
	SETC	Set character variable symbol
	SETCF	Set character variable symbol from external function
Macro definition	MACRO	Macro definition header
	MEND	Macro definition trailer
	MEXIT	Macro definition exit

Source: SC26-4940.

Extended-Mnemonic Instructions for Branch on Condition

Use	Extended Mnemonic* (RX or RR)	Meaning	Machine Instr.* (RX or RR)
Control	B or BR	Unconditional branch	BC or BCR 15,
	NOP or NOPR	No operation	BC or BCR 0,
After Compare Instructions (A:B)	BH or BHR	Branch on A High	BC or BCR 2,
	BL or BLR	Branch on A Low	BC or BCR 4,
	BE or BER	Branch on A Equal B	BC or BCR 8,
	BNH or BNHR	Branch on A Not High	BC or BCR 13,
	BNL or BNLR	Branch on A Not Low	BC or BCR 11,
	BNE or BNER	Branch on A Not Equal B	BC or BCR 7,
After Arithmetic Instructions	BP or BPR	Branch on Plus	BC or BCR 2,
	BM or BMR	Branch on Minus	BC or BCR 4,
	BZ or BZR	Branch on Zero	BC or BCR 8,
	BO or BOR	Branch on Overflow	BC or BCR 1,
	BNP or BNPR	Branch on Not Plus	BC or BCR 13,
	BNM or BNMR	Branch on Not Minus	BC or BCR 11,
	BNZ or BNZR	Branch on Not Zero	BC or BCR 7,
	BNO or BNOR	Branch on No Overflow	BC or BCR 14,
After Test under Mask Instruction	BO or BOR	Branch if Ones	BC or BCR 1,
	BM or BMR	Branch if Mixed	BC or BCR 4,
	BZ or BZR	Branch if Zeros	BC or BCR 8,
	BNO or BNOR	Branch if Not Ones	BC or BCR 14,
	BNM or BNMR	Branch if Not Mixed	BC or BCR 11,
	BNZ or BNZR	Branch if Not Zeros	BC or BCR 7,

Source: SC26-4940.

* Second operand, not shown, is D_2 (X_2 , B_2) for RX format and R_2 for RR format.

Extended-Mnemonic Instructions for Relative-Branch Instructions

Use	Extended Mnemonic	Meaning	Machine Instr.
General	BRU or J	Unconditional Branch Relative	BRC 15, ₁₂
Branch Rel. on Condition	BRUL or JLU	Unconditional Branch Relative	BRCL 15, ₁₂
	JNOP*	No Operation	BRC 0, ₁₂
After Compare Instructions	BRH or JH*	Branch Relative on A High	BRC 2, ₁₂
	BRL or JL*	Branch Relative on A Low	BRC 4, ₁₂
	BRE or JE*	Branch Relative on A Equal B	BRC 8, ₁₂
	BRNH or JNH*	Branch Relative on A Not High	BRC 13, ₁₂
	BRNL or JNL*	Branch Relative on A Not Low	BRC 11, ₁₂
	BRNE or JNE*	Branch Relative on A Not Equal B	BRC 7, ₁₂
After Arithmetic	BRP or JP*	Branch Relative on Plus	BRC 2, ₁₂
	BRM or JM*	Branch Relative on Minus	BRC 4, ₁₂

Use	Extended Mnemonic	Meaning	Machine Instr.
Instructions	BRZ or JZ*	Branch Relative on Zero	BRC 8,1,2
	BRO or JO*	Branch Relative on Overflow	BRC 1,1,2
	BRNP or JNP*	Branch Relative on Not Plus	BRC 13,1,2
	BRNM or JNM*	Branch Relative on Not Minus	BRC 11,1,2
	BRNZ or JNZ*	Branch Relative on Not Zero	BRC 7,1,2
	BRNO or JNO*	Branch Relative on No Overflow	BRC 14,1,2
After Test	BRO or JO*	Branch Relative if Ones	BRC 1,1,2
under Mask	BRM or JM*	Branch Relative if Mixed	BRC 4,1,2
Instruction	BRZ or JZ*	Branch Relative if Zeros	BRC 8,1,2
	BRNO or JNO*	Branch Relative if Not Ones	BRC 14,1,2
	BRNM or JNM*	Branch Relative if Not Mixed	BRC 11,1,2
	BRNZ or JNZ*	Branch Relative if Not Zeros	BRC 7,1,2
Other Branch	JAS	Branch Relative and Save	BRAS R ₁ ,1,2
Relative	JASL	Branch Relative and Save Long	BRASL R ₁ ,1,2
Instructions	JCT	Branch Relative on Count (32)	BRCT R ₁ ,1,2
	JCTG	Branch Relative on Count (64)	BRCTG R ₁ ,1,2
	JXH	Branch Relative on Index High (32)	BRXH R ₁ ,R ₃ ,1,2
	JXHG	Branch Relative on Index High (64)	BRXHG R ₁ ,R ₃ ,1,2
	JXLE	Br. Rel. on Index Low or Equal (32)	BRXLE R ₁ ,R ₃ ,1,2
	JXLEG	Br. Rel. on Index Low or Equal (64)	BRXLG R ₁ ,R ₃ ,1,2

Source: SC26-4940.

* To obtain BRCL instead of BRC, add L at the end of the B mnemonic or insert L after the J of the J mnemonic. For example, change BRNZ or JNZ to BRNZL or JLNZ.

CNOP Alignment

Quadword															
Doubleword								Doubleword							
Fullword				Fullword				Fullword				Fullword			
Halfword		Halfword		Halfword		Halfword		Halfword		Halfword		Halfword		Halfword	
Byte	Byte	Byte	Byte	Byte	Byte	Byte	Byte	Byte	Byte	Byte	Byte	Byte	Byte	Byte	Byte
0,4	2,4	0,4	2,4	0,4	2,4	0,4	2,4	0,4	2,4	0,4	2,4	0,4	2,4	0,4	2,4
0,8	2,8	4,8	6,8	0,8	2,8	4,8	6,8	0,8	2,8	4,8	6,8	0,8	2,8	4,8	6,8
0,16	2,16	4,16	6,16	8,16	10,16	12,16	14,16	8,16	10,16	12,16	14,16	8,16	10,16	12,16	14,16

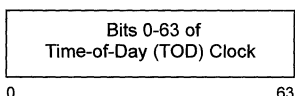
Summary of Constants

Type	Implied Length, Bytes	Default Alignment	Format	Truncation/ Padding
A	4	Word	Value of address	Left
AD	8	Doubleword	Value of address	Left
B	-	Byte	Binary digits	Left
C	-	Byte	Characters	Right
CA	-	Byte	Characters (ASCII)	Right
CE	-	Byte	Characters (EBCDIC)	Right
CU	Even	Byte	Characters, translated to Unicode	Right
D	8	Doubleword	Long hex floating point	Right
DB	8	Doubleword	Long binary floating point	Right
DD	8	Doubleword	Long decimal floating point	Right
DH	8	Doubleword	Long hex floating point	Right
E	4	Word	Short hex floating point	Right
EB	4	Word	Short binary floating point	Right
ED	4	Word	Short decimal floating point	Right
EH	4	Word	Short hex floating point	Right
F	4	Word	Fixed-point binary	Left
FD	8	Doubleword	Fixed-point binary	Left
G	Even	Byte	Graphic (double-byte) characters	Right
H	2	Halfword	Fixed-point binary	Left
J	4	Word	Symbol naming a DXD, DSECT, or class	Left
JD	8	Doubleword	Symbol naming a DXD, DSECT, or class	Left
L	16	Doubleword	Extended hex floating point	Right
LB	16	Doubleword	Extended binary floating point	Right

Type	Implied Length, Bytes	Default Alignment	Format	Truncation/ Padding
LD	16	Doubleword	Extended decimal floating point	Right
LH	16	Doubleword	Extended hex floating point	Right
LQ	16	Quadword	Extended hex floating point	Right
P	-	Byte	Packed decimal	Left
Q	4	Word	Symbol naming a DXD, DSECT, or part	Left
QD	8	Doubleword	Symbol naming a DXD, DSECT, or part	Left
R	4	Word	PSECT address value	Left
RD	8	Doubleword	PSECT address value	Left
S	2	Halfword	Address in base-displacement form	-
V	4	Word	Externally defined address value	-
VD	8	Doubleword	Externally defined address value	-
X	-	Byte	Hexadecimal digits	Left
Y	2	Halfword	Value of address	Left
Z	-	Byte	Zoned decimal	Left


Source: SC26-4940.

Operand of Store Clock



Note: Bit 51 of the TOD clock corresponds to one microsecond.

Operand of Store Clock Extended



Note: Bit 51 of the TOD clock (bit 59 of the operand) corresponds to one microsecond.

Fixed Storage Locations

Area (Dec)	Addr Type	Hex Addr	Function
128-131	R	80	External-interruption parameter
132-133	R	84	CPU address associated with external interruption, or zeros
134-135	R	86	External-interruption code (see table on page 31)
136-139	R	88	SVC-interruption identification: 0-12 zeros, 13-14 ILC, 15 zero, 16-31 code
140-143	R	8C	Program-interruption identification: 0-12 zeros, 13-14 ILC, 15 zero, 16-31 code (see table on page 31)
144-147	R	90	Data-exception code: 0-23 zeros, 24-31 code (see table on page 32)
148-149	R	94	Monitor-class number: 0-7 zeros, 8-15 number
150-151	R	96	PER code: 0 successful branching, 1 instruction fetching, 2 storage alteration, 4 STURA (with 2), 3 and 5-6 zeros, 7 instruction-fetching nullification (with 1), 8-13 AT MID, 14-15 AI
152-159	R	98	PER address
160	R	A0	Exception access identification: 0-3 zeros, 4-7 access-register number
161	R	A1	PER access identification: 0-3 zeros, 4-7 access-register number
162	R	A2	Operand access identification (if page-translation exception recognized by MOVE PAGE): 0-3 R ₁ , 4-7 R ₂
163	A/R	A3	Store-status/machine-check architectural-mode identification: 0-6 zeros, 7 one
168-175	R	A8	Translation-exception identification (see table on page 33)
176-183	R	B0	Monitor code
184-187	R	B8	Subsystem-identification word: 0-14 zeros, 15 one, 16-31 subchannel number
188-191	R	BC	I/O-interruption parameter
192-195	R	C0	I/O-interruption-identification word: 0-1 zeros, 2-4 I/O-interruption subclass, 5-31 zeros
200-203	R	C8	STFL facility list (see "Facility Indications" on page 34 for the first 32 facility bits)
232-239	R	E8	Machine-check-interruption code (see diagram on page 54)
244-247	R	F4	External-damage code (see diagram on page 54)
248-255	R	F8	Failing-storage address
272-279	R	110	Breaking-event address
288-303	R	120	Restart old PSW
304-319	R	130	External old PSW
320-335	R	140	Supervisor-call old PSW
336-351	R	150	Program old PSW
352-367	R	160	Machine-check old PSW
368-383	R	170	Input/output old PSW
416-431	R	1A0	Restart new PSW
432-447	R	1B0	External new PSW
448-463	R	1C0	Supervisor-call new PSW
464-479	R	1D0	Program new PSW
480-495	R	1E0	Machine-check new PSW
496-511	R	1F0	Input/output new PSW
4544-4607	R	11C0	Available for programming
4608-4735	A/R	1200	Store-status/machine-check floating-point-register save area
4736-4863	A/R	1280	Store-status/machine-check general-register save area
4864-4879	A/R	1300	Store-status PSW save area or machine-check fixed-logout area*
4888-4891	A	1318	Store-status prefix save area
4892-4895	A/R	131C	Store-status/machine-check floating-point-control-register save area

Area (Dec)	Addr Type	Hex Addr	Function
4900-4903	A/R	1324	Store-status/machine-check TOD-programmable-register save area
4904-4911	A/R	1328	Store-status/machine-check CPU-timer save area
4913-4919	A/R	1331	Store-status/machine-check clock-comparator bits 0-55 save area (zeros at 4912)
4928-4991	A/R	1340	Store-status/machine-check access-register save area
4992-5119	A/R	1380	Store-status/machine-check control-register save area

A Absolute address.

R Real address.

A/R A if store status; R if machine check.

* Contents may vary among models; see System Library manuals.

External-Interruption Codes

At real-storage locations 134-135 (86-87 hex)

Code (Hex)	Condition
0040	Interrupt key
1004	Clock comparator
1005	CPU timer
1200	Malfunction alert
1201	Emergency signal
1202	External call
1406	ETR
2401	Service signal

Program-Interruption Codes

At real-storage locations 142-143 (8E-8F hex)

Code (Hex)	Condition	ILC Set	Instr. Ending
0001	Operation exception	1 2 3	S
0002	Privileged-operation exception	2 3	S
0003	Execute exception	2	S
0004	Protection exception	1 2 3	S T
0005	Addressing exception	1 2 3	S T
0006	Specification exception	0 1 2 3	C S
0007	Data exception	1 2 3	C S T
0008	Fixed-point-overflow exception	1 2 3	C
0009	Fixed-point-divide exception	1 2 3	C S
000A	Decimal-overflow exception	2 3	C
000B	Decimal-divide exception	2 3	S
000C	HFP-exponent-overflow exception	1 2 3	C
000D	HFP-exponent-underflow exception	1 2 3	C
000E	HFP-significance exception	1 2	C
000F	HFP-floating-point-divide exception	1 2	S
0010	Segment-translation exception	1 2 3	N
0011	Page-translation exception	1 2 3	N
0012	Translation-specification exception	1 2 3	S
0013	Special-operation exception	1 2 3	S
0015	Operand exception	2	S
0016	Trace-table exception	1 2	N
001C	Space-switch event	0 1 2	C
001D	HFP-square-root exception	2	S
001F	PC-translation-specification exception	2	S
0020	AFX-translation exception	1 2	N
0021	ASX-translation exception	1 2	N
0022	LX-translation exception.	2	N
0023	EX-translation exception	2	N
0024	Primary-authority exception	2	N
0025	Secondary-authority exception	1 2	N

Code (Hex)	Condition	ILC Set	Instr. Ending
0026	LFX-translation exception	2	N
0027	LSX-translation exception	2	N
0028	ALET-specification exception	1 2 3	S
0029	ALEN-translation exception	1 2 3	N
002A	ALE-sequence exception	1 2 3	N
002B	ASTE-validity exception	1 2 3	N
002C	ASTE-sequence exception	1 2 3	N
002D	Extended-authority exception	1 2 3	N
002E	LSTE sequence	2	N
002F	ASTE instance	1 2 3	N
0030	Stack-full exception	2	N
0031	Stack-empty exception	1 2	N
0032	Stack-specification exception	1 2	N
0033	Stack-type exception	1 2	N
0034	Stack-operation exception	1 2	N
0038	ASCE-type exception	1 2 3	N
0039	Region-first-translation exception	1 2 3	N
003A	Region-second-translation exception	1 2 3	N
003B	Region-third-translation exception	1 2 3	N
0040	Monitor event	2	C
0080	PER basic event (code may be combined with another code)	0 1 2 3	C
0080	PER nullification event	0	N
0119	Crypto-operation exception	2	N

C Completed

ILC Instruction-length code

N Nullified

S Suppressed

T Terminated

Data-Exception Code (DXC)

At real-storage location 147 (93 hex) and in byte 2 of floating-point-control register

Code (Hex)	Data Exception
00	Decimal operand
01	AFP register
02	BFP instruction
03	DFP instruction
08	IEEE inexact and truncated
0B	IXS inexact
0C	IEEE inexact and incremented
10	IEEE underflow, exact
13	IXS underflow, exact
18	IEEE underflow, inexact and truncated
1B	IXS underflow, inexact
1C	IEEE underflow, inexact and incremented
20	IEEE overflow, exact
23	IXS overflow, exact
28	IEEE overflow, inexact and truncated
2B	IXS overflow, inexact
2C	IEEE overflow, inexact and incremented
40	IEEE division by zero
43	IXS division by zero
80	IEEE invalid operation
83	IXS invalid operation

Area (Dec)	Addr Type	Hex Addr	Function
4900-4903	A/R	1324	Store-status/machine-check TOD-programmable-register save area
4904-4911	A/R	1328	Store-status/machine-check CPU-timer save area
4913-4919	A/R	1331	Store-status/machine-check clock-comparator bits 0-55 save area (zeros at 4912)
4928-4991	A/R	1340	Store-status/machine-check access-register save area
4992-5119	A/R	1380	Store-status/machine-check control-register save area

A Absolute address.

R Real address.

A/R A if store status; R if machine check.

* Contents may vary among models; see System Library manuals.

External-Interruption Codes

At real-storage locations 134-135 (86-87 hex)

Code (Hex)	Condition
0040	Interrupt key
1004	Clock comparator
1005	CPU timer
1200	Malfunction alert
1201	Emergency signal
1202	External call
1406	ETR
2401	Service signal

Program-Interruption Codes

At real-storage locations 142-143 (8E-8F hex)

Code (Hex)	Condition	ILC Set	Instr. Ending
0001	Operation exception	1 2 3	S
0002	Privileged-operation exception	2 3	S
0003	Execute exception	2	S
0004	Protection exception	1 2 3	S T
0005	Addressing exception	1 2 3	S T
0006	Specification exception	0 1 2 3	C S
0007	Data exception	1 2 3	C S T
0008	Fixed-point-overflow exception	1 2 3	C
0009	Fixed-point-divide exception	1 2 3	C S
000A	Decimal-overflow exception	2 3	C
000B	Decimal-divide exception	2 3	S
000C	HFP-exponent-overflow exception	1 2 3	C
000D	HFP-exponent-underflow exception	1 2 3	C
000E	HFP-significance exception	1 2	C
000F	HFP-floating-point-divide exception	1 2	S
0010	Segment-translation exception	1 2 3	N
0011	Page-translation exception	1 2 3	N
0012	Translation-specification exception	1 2 3	S
0013	Special-operation exception	1 2 3	S
0015	Operand exception	2	S
0016	Trace-table exception	1 2	N
001C	Space-switch event	0 1 2	C
001D	HFP-square-root exception	2	S
001F	PC-translation-specification exception	2	S
0020	AFX-translation exception	1 2	N
0021	ASX-translation exception	1 2	N
0022	LX-translation exception.	2	N
0023	EX-translation exception	2	N
0024	Primary-authority exception	2	N
0025	Secondary-authority exception	1 2	N

Code (Hex)	Condition	ILC Set	Instr. Ending
0026	LFX-translation exception	2	N
0027	LSX-translation exception	2	N
0028	ALET-specification exception	1 2 3	S
0029	ALEN-translation exception	1 2 3	N
002A	ALE-sequence exception	1 2 3	N
002B	ASTE-validity exception	1 2 3	N
002C	ASTE-sequence exception	1 2 3	N
002D	Extended-authority exception	1 2 3	N
002E	LSTE sequence	2	N
002F	ASTE instance	1 2 3	N
0030	Stack-full exception	2	N
0031	Stack-empty exception	1 2	N
0032	Stack-specification exception	1 2	N
0033	Stack-type exception	1 2	N
0034	Stack-operation exception	1 2	N
0038	ASCE-type exception	1 2 3	N
0039	Region-first-translation exception	1 2 3	N
003A	Region-second-translation exception	1 2 3	N
003B	Region-third-translation exception	1 2 3	N
0040	Monitor event	2	C
0080	PER basic event (code may be combined with another code)	0 1 2 3	C
0080	PER nullification event	0	N
0119	Crypto-operation exception	2	N

C Completed

ILC Instruction-length code

N Nullified

S Suppressed

T Terminated

Data-Exception Code (DXC)

At real-storage location 147 (93 hex) and in byte 2 of floating-point-control register

Code (Hex)	Data Exception
00	Decimal operand
01	AFP register
02	BFP instruction
03	DFP instruction
08	IEEE inexact and truncated
0B	IXS inexact
0C	IEEE inexact and incremented
10	IEEE underflow, exact
13	IXS underflow, exact
18	IEEE underflow, inexact and truncated
1B	IXS underflow, inexact
1C	IEEE underflow, inexact and incremented
20	IEEE overflow, exact
23	IXS overflow, exact
28	IEEE overflow, inexact and truncated
2B	IXS overflow, inexact
2C	IEEE overflow, inexact and incremented
40	IEEE division by zero
43	IXS division by zero
80	IEEE invalid operation
83	IXS invalid operation

Translation-Exception Identification

At real-storage locations 168-175 (A8-AF hex)

Inter- ruption Code (Hex)	Exception or Event	Format of Information Stored*
0004	Protection	If 61 zero: rest unpredictable If 61 one: suppression, 0-51 address; if DAT was on, 60 one if access-list-controlled protection, 62-63 ASCE identification, rest unpredictable, location 160 valid; if DAT was off, rest unpredictable
0010	Segment translation	0-51 address, 52-61 unpredictable, 62-63 ASCE identification
0011	Page translation	0-51 address, 52-60 unpredictable, if 61, zero, not MOVE PAGE; if 61 one, MOVE PAGE (see location 162); 62-63 ASCE identification
001C	Space switch	From primary-space mode: 32 old primary-space-switch-event control, 33-47 zeros, 48-63 old PASN From home-space mode: 32 home-space-switch-event control, 33-63 zeros
0020	AFX translation	32-47 zeros, 48-63 address-space number
0021	ASX translation	32-47 zeros, 48-63 address-space number
0022	LX translation	32-43 zeros, 44-63 program-call number
0023	EX translation	32-43 zeros, 44-63 program-call number
0024	Primary authority	32-47 zeros, 48-63 address-space number
0025	Secondary authority	32-47 zeros, 48-63 address-space number
0026	LFX translation	When bit 44 is 0: 32-43 zeros, 44-63 program-call number. When bit 44 is 1, 32-63 program-call number
0027	LSX translation	
0038	ASCE type	0-51 address, 52-61 unpredictable, 62-63 ASCE identification
0039	Region-first translation	0-51 address, 52-61 unpredictable, 62-63 ASCE identification
003A	Region-second translation	0-51 address, 52-61 unpredictable, 62-63 ASCE identification
003B	Region-third translation	0-51 address, 52-61 unpredictable, 62-63 ASCE identification

* Bits 0-31 (bytes 168-171) unchanged if not described.

Facility Indications

Stored at real-storage locations 200-203 (C8-CB hex) by STFL; stored at second-operand location by STFLE.

Bit	Meaning when Bit is One
0	The instructions marked "N3" in the instruction-summary figures in Chapters 7 and 10 are installed.
1	The z/Architecture architectural mode is installed.
2	The z/Architecture architectural mode is active. When this bit is zero, the ESA/390 architectural mode is active.
3	The DAT-enhancement facility is installed in the z/Architecture architectural mode. The DAT-enhancement facility includes the INVALIDATE DAT TABLE ENTRY (IDTE) and COMPARE AND SWAP AND PURGE (CSPG) instructions.
4	INVALIDATE DAT TABLE ENTRY (IDTE) performs the invalidation-and-clearing operation by selectively clearing combined region-and-segment-table entries when a segment-table entry or entries are invalidated. IDTE also performs the clearing-by-ASCE operation. Unless bit 4 is one, IDTE simply purges all TLBs. Bit 3 is one if bit 4 is one.
5	INVALIDATE DAT TABLE ENTRY (IDTE) performs the invalidation-and-clearing operation by selectively clearing combined region-and-segment-table entries when a region-table entry or entries are invalidated. Bits 3 and 4 are ones if bit 5 is one.
6	The ASN-and-LX reuse facility is installed in the z/Architecture architectural mode.
7	The store-facility-list-extended facility is installed.
9	The sense-running-status facility is installed in the z/Architecture architectural mode.
10	The conditional-SSKE facility is installed in the z/Architecture architectural mode.
16	The extended-translation facility 2 is installed.
17	The message-security assist is installed.
18	The long-displacement facility is installed in the z/Architecture architectural mode.
19	The long-displacement facility has high performance. Bit 18 is one if bit 19 is one.
20	The HFP-multiply-add/subtract facility is installed.
21	The extended-immediate facility is installed in the z/Architecture architectural mode.
22	The extended-translation facility 3 is installed in the z/Architecture architectural mode.
23	The HFP-unnormalized-extension facility is installed in the z/Architecture architectural mode.
24	The ETF2-enhancement facility is installed.
25	The store-clock-fast facility is installed in the z/Architecture architectural mode.
28	The TOD-clock-steering facility is installed in the z/Architecture architectural mode.
30	The ETF3-enhancement facility is installed in the z/Architecture architectural mode.
31	The extract-CPU-time facility is installed in the z/Architecture architectural mode.
32	The compare-and-swap-and-store facility is installed in the z/Architecture architectural mode.
41	The floating-point-support-enhancement facilities (FPR-GR-loading, FPS-sign-handling, and DFP-rounding) are installed in the z/Architecture architectural mode.
42	The DFP (decimal-floating-point) facility is installed in the z/Architecture architectural mode.
43	The DFP (decimal-floating-point) facility has high performance. Bit 42 is one if bit 43 is one.
44	The PFPO instruction is installed in the z/Architecture architectural mode.

Control Registers

CR	Bits	Name of Field	Associated with	Init*
0	32	Trace TOD-clock control	TOD clock	0
	33	SSM-suppression control	SSM instruction	0
	34	TOD-clock-sync control	TOD clock	0
	35	Low-address-protection control	Low-address protection	0
	36	Extraction-authority control	Instruction authorization	0
	37	Secondary-space control	Instruction authorization	0
	38	Fetch-protection-override control	Key-controlled protection	0
	39	Storage-protection-override control	Key-controlled protection	0
	45	AFP-register control	Floating point	0
	48	Malfunction-alert subclass mask	External interruptions	0
	49	Emergency-signal subclass mask	External interruptions	0
	50	External-call subclass mask	External interruptions	0
	52	Clock-comparator subclass mask	External interruptions	0
	53	CPU-timer subclass mask	External interruptions	0
	54	Service-signal subclass mask	External interruptions	0
	56	Unused (See note)		1
57	Interrupt-key subclass mask	External interruptions	1	
58	Unused (See note)		1	
59	ETR subclass mask	External interruptions	0	
61	Crypto control	Cryptography	0	
1	0-63	Primary address-space-control element	Dynamic address translation	0
	0-51	Primary region-table or segment-table origin or real-space token origin	Dynamic address translation	0
	54	Primary subspace-group control	Subspace groups	0
	55	Primary private-space control	Dynamic address translation	0
	56	Primary storage-alteration-event control	Program-event recording	0
	57	Primary space-switch-event control	Program interruptions	0
	58	Primary real-space control	Dynamic address translation	0
	60-61	Primary designation-type control	Dynamic address translation	0
62-63	Primary table length	Dynamic address translation	0	
2	33-57	Dispatchable-unit-control-table origin	Access-register translation	
3	32-47	PSW-key mask	Instruction authorization	
	48-63	Secondary ASN	Address spaces	
4	32-47	Authorization index	Instruction authorization	
	48-63	Primary ASN	Address spaces	
5	33-57	Primary-ASTE origin	Access-register translation	
6	32-39	I/O-interruption subclass mask	I/O interruptions	
7	0-63	Secondary address-space-control element	Dynamic address translation	0
	0-51	Secondary region-table or segment-table origin or real-space token origin	Dynamic address translation	0
	54	Secondary subspace-group control	Subspace groups	0
	55	Secondary private-space control	Dynamic address translation	0
	56	Secondary storage-alteration-event control	Program-event recording	0
	58	Secondary real-space control	Dynamic address translation	0

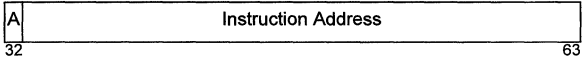
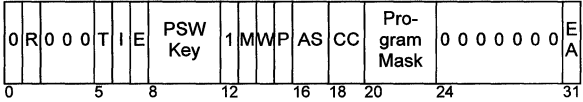
CR	Bits	Name of Field	Associated with	Init*
	60-61	Secondary designation-type control	Dynamic address translation	0
	62-63	Secondary table length	Dynamic address translation	0
8	32-47	Extended authorization index	Access-register translation	0
	48-63	Monitor masks	MC instruction	0
9	32	Successful-branching-event mask	Program-event recording	0
	33	Instruction-fetching-event mask	Program-event recording	0
	34	Storage-alteration-event mask	Program-event recording	0
	36	Store-using-real-address-event mask	Program-event recording	0
	39	Instruction-fetching-nullification-event mask	Program-event recording	0
	40	Branch-address control	Program-event recording	0
	42	Storage-alteration-space control	Program-event recording	0
10	0-63	PER starting address	Program-event recording	0
11	0-63	PER ending address	Program-event recording	0
12	0	Branch-trace control	Tracing	0
	1	Mode-trace control	Tracing	0
	2-61	Trace-entry address	Tracing	0
	62	ASN-trace control	Tracing	0
	63	Explicit-trace control	Tracing	0
13	0-63	Home address-space-control element	Dynamic address translation	0
	0-51	Home region-table or segment-table origin or real-space token origin	Dynamic address translation	0
	54	Home subspace-group control	Subspace groups	0
	55	Home private-space control	Dynamic address translation	0
	56	Home storage-alteration-event control	Program-event recording	0
	57	Home space-switch-event control	Program interruptions	0
	58	Home real-space control	Dynamic address translation	0
	60-61	Home designation-type control	Dynamic address translation	0
	62-63	Home table length	Dynamic address translation	0
14	32	Unused (See note)		1
	33	Unused (See note)		1
	35	Channel-report-pending subclass mask	I/O machine-check handling	0
	36	Recovery subclass mask	Machine-check handling	0
	37	Degradation subclass mask	Machine-check handling	0
	38	External-damage subclass mask	Machine-check handling	1
	39	Warning subclass mask	Machine-check handling	0
	42	TOD-clock-control-override control	TOD clock	0
	44	ASN-translation control	Instruction authorization	0
	45-63	ASN-first-table origin	ASN translation	0
15	0-60	Linkage-stack-entry address	Linkage-stack operations	0

* Value after initial CPU reset.

Note: This bit is not used but is initialized to one for consistency with the System/370 definition.

- 20 Fixed-point-overflow mask
- 21 Decimal-overflow mask
- 22 HFP-exponent-underflow mask
- 23 HFP-significance mask
- 31/32 Extended/basic addressing mode
 - 00 24-bit mode
 - 01 31-bit mode
 - 10 Invalid
 - 11 64-bit mode

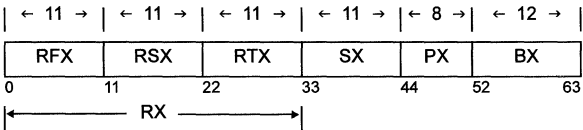
ESA/390 PSW



- | Bit | Meaning |
|------------|--------------------------------|
| 12 | One indicates ESA/390 |
| 32 | (A = 1) 31-bit addressing mode |

Dynamic Address Translation


Virtual-Address Format



- | Field | Meaning |
|--------------|------------------------------------|
| RX | Region index (region = 2G bytes) |
| RFX | Region first index |
| RSX | Region second index |
| RTX | Region third index |
| SX | Segment index (segment = 1M bytes) |
| PX | Page index (page = 4K bytes) |
| BX | Byte index |

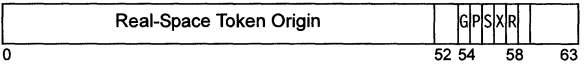
Address-Space-Control Element (ASCE)

Region-Table or Segment-Table Designation (RTD or STD)



- | Bit | Meaning |
|------------|------------------------------------------------------------------------------------------------------------------------------------------------------------------------------------------------|
| 54 | (G) Subspace-group control |
| 55 | (P) Private-space control |
| 56 | (S) Storage-alteration-event control |
| 57 | (X) Space-switch-event control |
| 58 | (R) Real-space control (R = 0) |
| 60-61 | (DT) Designation-type control <ul style="list-style-type: none"> 11 Region-first-table 10 Region-second-table 01 Region-third-table 00 Segment-table |
| 62-63 | (TL) Table length (× 4K bytes) |

Real-Space Designation (RSD)



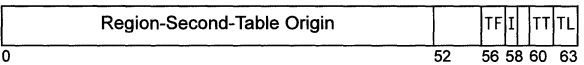
- Bit** **Meaning**
 58 (R) Real-space control (R = 1)
Note: Other bits are as in RTD or STD.

Table Values

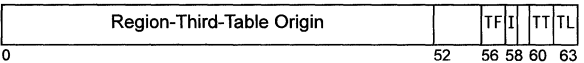
Table	Increment	Incr. Size	Incr. Entries	Max. Size	Max. Entries	Max Table Maps	
						Regions	Bytes
Region First	1-4	4KB	512	16KB	2K	8G	16E = 16×2^{60}
Region Second	1-4	4KB	512	16KB	2K	4M	8P = 8×2^{50}
Region Third	1-4	4KB	512	16KB	2K	2K	4T = 4×2^{40}
Segment	1-4	4KB	512	16KB	2K	1	2G = 2×2^{30}
Page	1	2KB	256	2KB	256	—	1M = 2^{20}

Region-Table Entry (RTE)

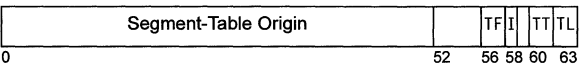
Region-First-Table Entry (RFTE)



Region-Second-Table Entry (RSTE)

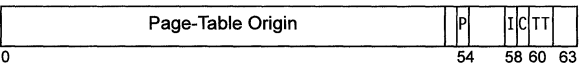


Region-Third-Table Entry (RTTE)




- Bit** **Meaning**
 56-57 (TF) Table offset (for next-lower-level table)
 58 (I) Invalid bit (for set of regions in RFTE or RSTE, or for region in RTTE)
 60-61 (TT) Table-type bits (for this table)
 11 Region first table
 10 Region second table
 01 Region third table
 62-63 (TL) Table length (for next-lower-level table) (\times 4K bytes)

Segment-Table Entry (STE)



- Bit** **Meaning**
 54 (P) Page-protection bit
 58 (I) Segment-invalid bit
 59 (C) Common-segment bit
 60-61 (TT) Table-type bits (for this table)
 00 Segment table


Page-Table Entry (PTE)




Bit	Meaning
53	(I) Page-invalid bit
54	(P) Page-protection bit

ASN Translation

Address-Space Number (ASN)

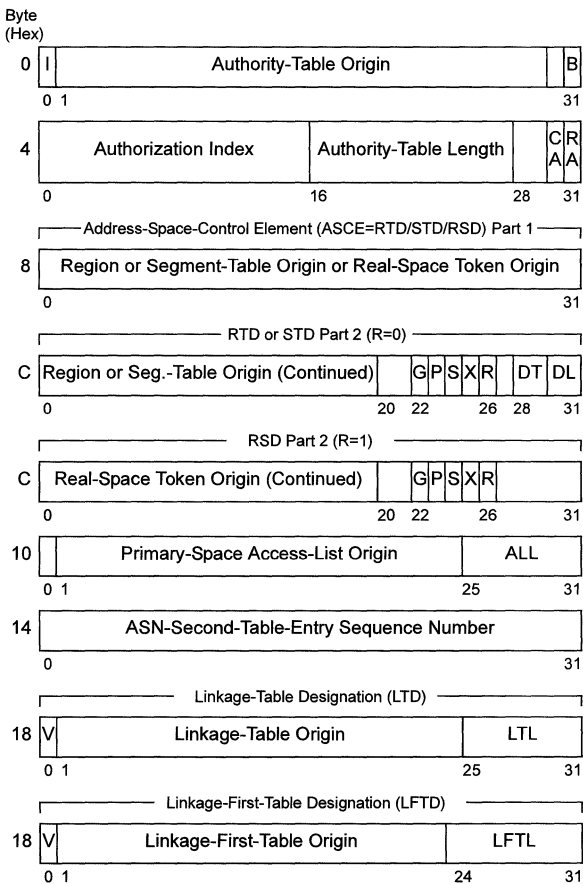


ASN-First-Table Entry

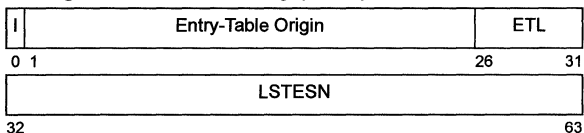


Bit	Meaning
0	(I) AFX-invalid bit

ASN-Second-Table Entry (ASTE)



Linkage-Second-Table Entry (LSTE)




Bit	Meaning
0	(I) LSX-invalid bit
26-31	(ETL) Entry-table length (× 128 bytes)

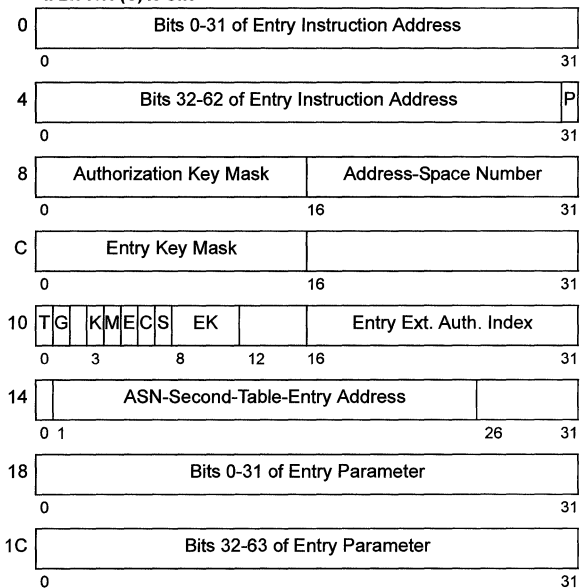
Entry-Table Entry (ETE)

Byte
(Hex)

If Bit 10.1 (G) Is Zero



If Bit 10.1 (G) Is One



Byte.Bit Meaning

4.0	(A) Entry addressing mode
4.31	(P) Entry problem state
10.0	(T) PC-type bit (zero: basic; one: stacking)
10.1	(G) Entry extended addressing mode
10.3	(K) PSW-key control (zero: unchanged; one: replace if stacking)
10.4	(M) PSW-key-mask control (zero: Or; one: replace if stacking)
10.5	(E) EAX control (zero: unchanged; one: replace if stacking)
10.6	(C) Address-space-control control
10.7	(S) Secondary-ASN control
10.8-11	(EK) Entry key

Access-Register Translation

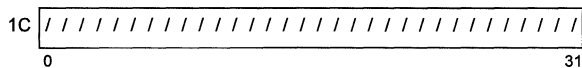
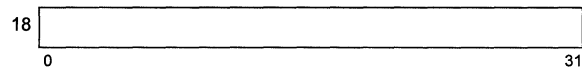
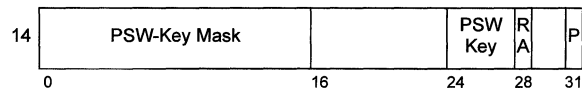
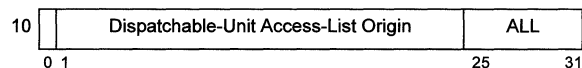


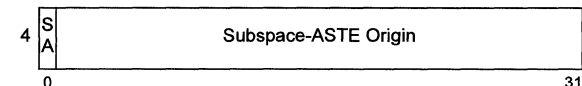
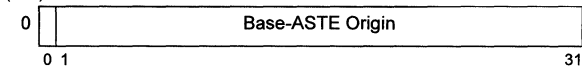
Access-List-Entry Token (ALET)





Bit	Meaning
7	(P) Primary-list bit (zero: use DUCT; one: use primary ASTE)
8-15	(ALESN) Access-list-entry sequence number

Dispatchable-Unit-Control Table (DUCT)



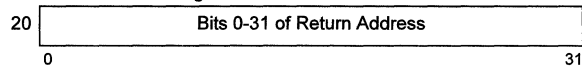
Byte
(Hex)

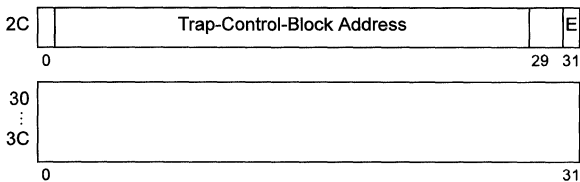


In 24-Bit or 31-Bit Addressing Mode



In 64-Bit Addressing Mode




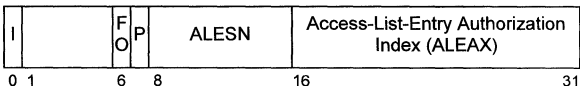




Byte.Bit Meaning

- 4.0 (SA) Subspace-active bit
- 10.25-31 (ALL) Access-list length (× 128 bytes)
- 14.28 (RA) Reduced-authority bit
- 14.31 (P) Problem-state bit
- 2C.31 (E) TRAP-enabled bit
- /// Available for programming

Access-List Entry (ALE)

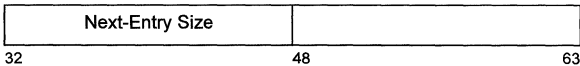
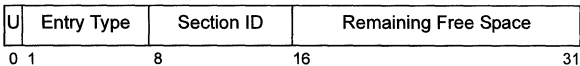


Bit Meaning

- 0 (I) ALEN-invalid bit
- 6 (FO) Fetch-only bit
- 7 (P) Private bit
- 8-15 (ALESN) Access-list-entry sequence number

Linkage-Stack Entries

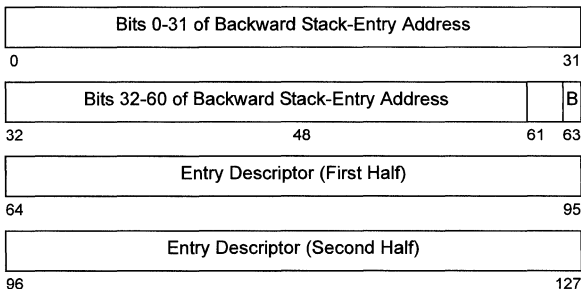
Entry Descriptor



Bit Meaning

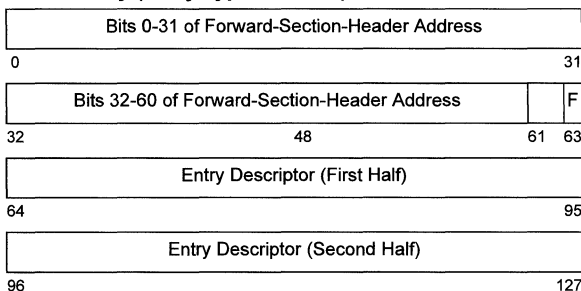
- 0 (U) Unstack-suppression bit
- 1-7 Entry type:
 Header entry = 0001001 binary
 Trailer entry = 0001010 binary
 Branch state entry = 0001100 binary
 Program-call state entry = 0001101 binary
 Available for program use = 1xxxxxx binary

Header Entry (Entry Type 0001001)



Bit **Meaning**
63 (B) Backward stack-entry validity bit

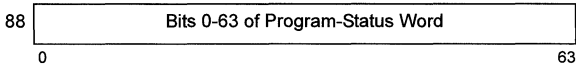
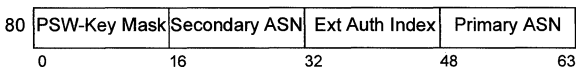
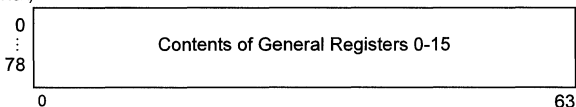
Trailer Entry (Entry Type 0001010)



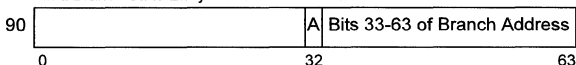
Bit **Meaning**
63 (F) Forward-section validity bit

Branch State Entry (Entry Type 0001100) and Program-Call State Entry (Entry Type 0001101)

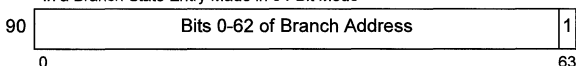
Byte
(Hex)



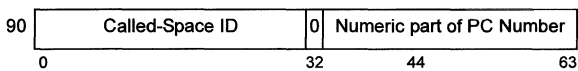
In a Branch State Entry Made in 24-Bit or 31-Bit Mode




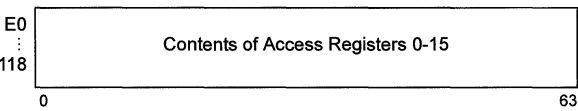

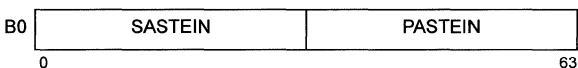
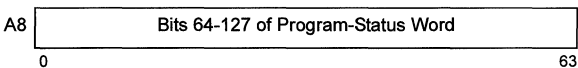
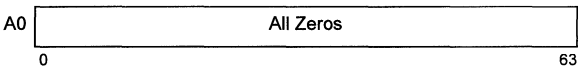
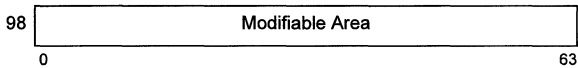
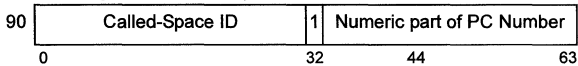
In a Branch State Entry Made in 64-Bit Mode



In a Program-Call State Entry Made on a Call to 24-Bit or 31-Bit Mode



In a Program-Call State Entry Made on a Call to 64-Bit Mode



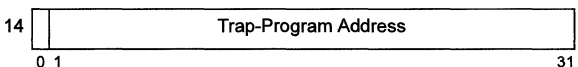
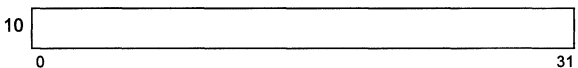
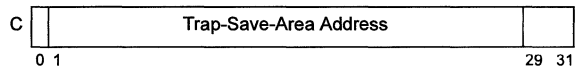

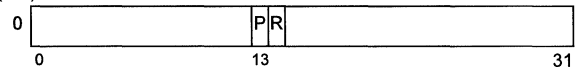
Byte.Bit Meaning


90.32 (A) Addressing mode (in branch state entry)

Trapping

Trap Control Block

Byte (Hex)




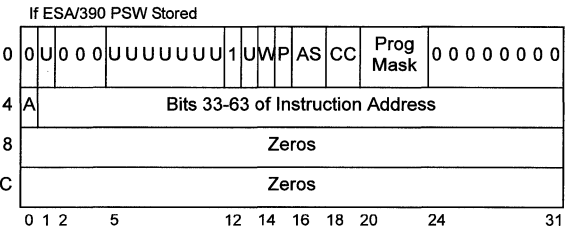


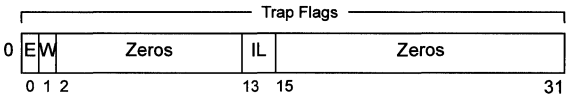


Byte.Bit Meaning

- 0.13 (P) PSW control (zero: PSW.31 must be zero, ESA/390 PSW stored; one: z/Architecture PSW stored)
- 0.14 (R) General-register control (zero: bits 32-63 stored; one: bits 0-63 stored)
- /// Available for programming

Trap Save Area

Byte
(Hex)



A8 : FC	Unchanged
---------------	-----------

0

31

Byte.Bit Meaning

- 0.0 (E) TRAP was target of EXECUTE
- 0.1 (W) TRAP is TRAP4 (not TRAP2)
- 0.13-14 (IL) Instruction-length code
- 10-1F PSW values (see PSW on page 37)
- U Unpredictable
- /// Available for programming

Trace-Entry Formats**Identification of Trace Entries**

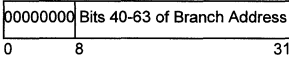
Trace-Entry Bits			Trace Entry	
0-7	8-11	12-15	Type	Format
00000000			Branch	1
00010000		000N	Set Secondary ASN	1
00100001			Program Call	1 ¹
00100010			Program Call	2 ¹
00100001		0	Program Call	3 ¹
00100010		0	Program Call	4 ¹
00100010		100E	Program Call	5 ¹
00100010		101E	Program Call	6 ¹
00100011		111E	Program Call	7 ¹
00110001		000N	Program Transfer	1
00110001		100N	Program Transfer	2
00110010		0000	Program Return	1
00110010		0010	Program Return	2
00110010		1000	Program Return	4
00110010		1010	Program Return	5
00110010		110N	Program Transfer	3
00110011		0011	Program Return	3
00110011		1011	Program Return	6
00110011		1100	Program Return	7
00110011		1110	Program Return	8
00110100		1111	Program Return	9
01000001			Branch in Subspace Group	1
01000010			Branch in Subspace Group	2
01010001	0010		Mode Switch	2
01010001	0011		Mode Switch	1
01010001	1010		Mode-Switching Branch	1
01010001	1011		Mode-Switching Branch	2
01010010	0110		Mode Switch	3
01010010	1100		Branch	3
01010010	1111		Mode-Switching Branch	3
0111	0		Trace	1
0111	1		Trace	2

Trace-Entry Bits			Trace Entry	
0-7	8-11	12-15	Type	Format
1			Branch	

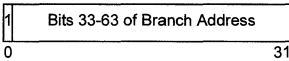
- 1 Format-1 and -2 entries are made when the ASN-and-LX-reuse facility (ALRF) is not enabled. Entries of formats 3-7 are made when the facility is enabled.
- E Indicates, when one, that the extended-addressing-mode bit, PSW bit 31, was set to one.
- N Indicates, when one, that an entry was made because of PTI or SSAIR.

Branch

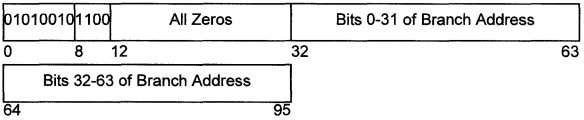
F1 (Branch, RP, or TRAP2/4 to 24-Bit Mode)



F2 (Branch, RP, or TRAP2/4 to 31/64-Bit Mode)



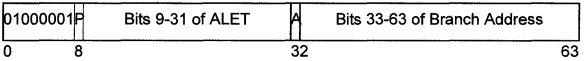
F3 (Branch, RP, or TRAP2/4 to 64-Bit Mode)



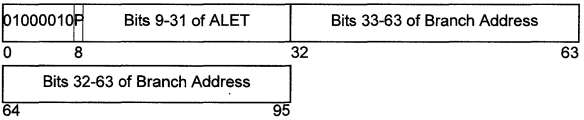
Note: "Branch" is BAKR, BALR, BASR, BASSM, BSA, or BSG.

Branch in Subspace Group (if ASN Tracing on)

F1 (in 24/31-Bit Mode)



F2 (in 64-Bit Mode)

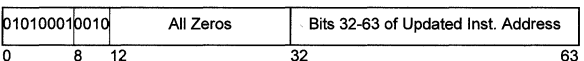


Mode Switch

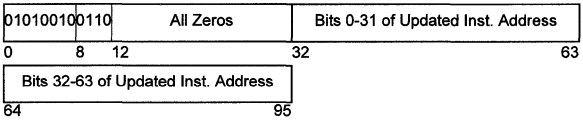
F1 (BASSM, BSM, PC, PR, RP, or SAM64 from 24/31-Bit to 64-Bit Mode)



F2 (BASSM, BSM, PC, PR, RP, SAM24/31 from 64-Bit to 24/31-Bit Mode)

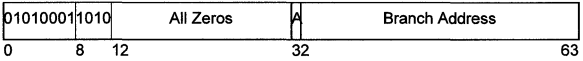


F3 (BASSM, BSM, PC, PR, RP, SAM24/31 from 64-Bit to 24/31-Bit Mode)

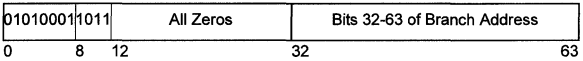


Mode-Switching Branch

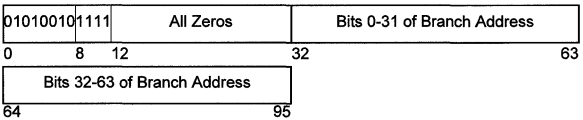
F1 (BASSM or RP from 64-Bit to 24/31-Bit Mode)



F2 (BASSM or RP from 24/31-Bit to 64-Bit Mode)

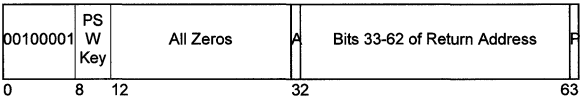


F3 (BASSM or RP from 24/31-Bit to 64-Bit Mode)

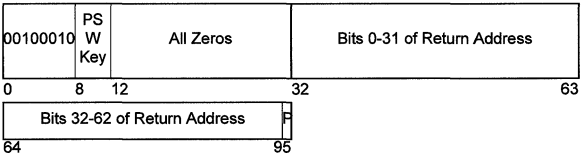


Program Call

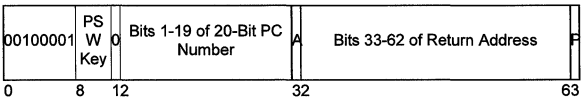
F1 (in 24/31-Bit Mode, ALRF Not Enabled)



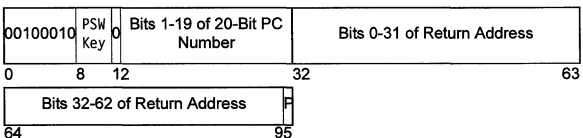
F2 (in 64-Bit Mode, ALRF Not Enabled)



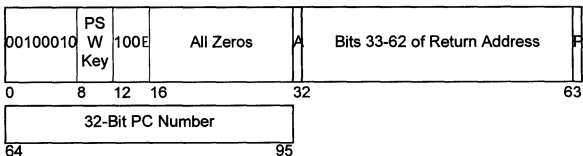
F3 (in 24/31-Bit Mode, ALRF Enabled, 20-Bit PC Number)



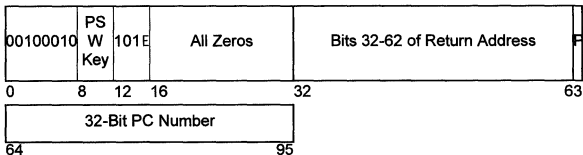
F4 (in 64-Bit Mode, ALRF Enabled, 20-Bit PC Number)



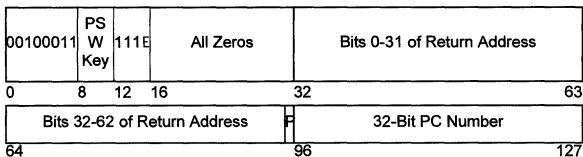
F5 (in 24/31-Bit Mode, ALRF Enabled, 32-Bit PC Number)



F6 (in 64-Bit Mode, ALRF Enabled, 32-Bit PC Number, Bits 0-31 of Return Address All Zeros)

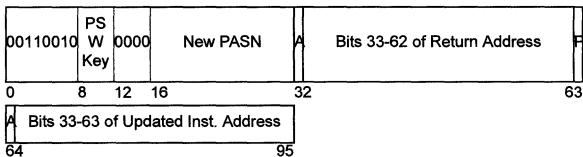


F7 (in 64-Bit Mode, ALRF Enabled, 32-Bit PC Number, Bits 0-31 of Return Address Not All Zeros)

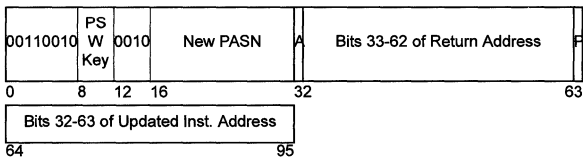


Program Return

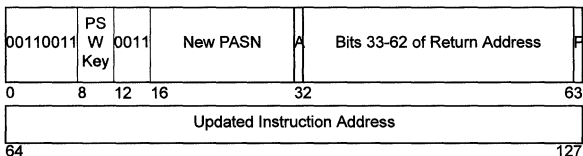
F1 (in 24/31-Bit to 24/31-Bit Mode)




F2 (in 64-Bit to 24/31-Bit Mode)




F3 (in 64-Bit to 24/31-Bit Mode)



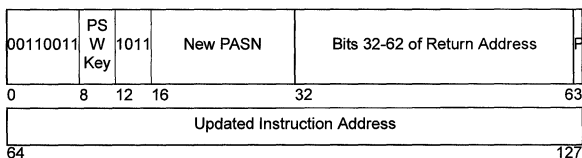
F4 (in 24/31-Bit to 64-Bit Mode)



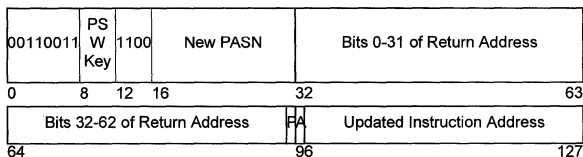
F5 (in 64-Bit to 64-Bit Mode)



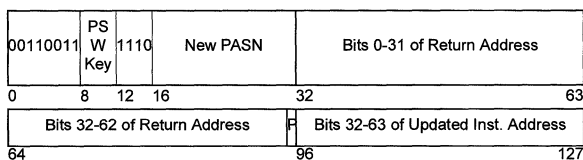
F6 (in 64-Bit to 64-Bit Mode)



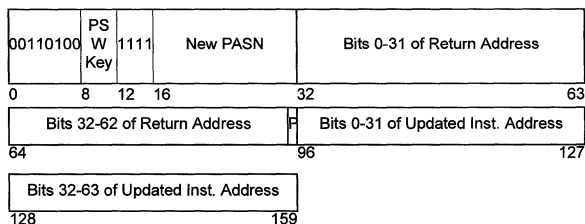
F7 (in 24/31-Bit to 64-Bit Mode)



F8 (in 64-Bit to 64-Bit Mode)

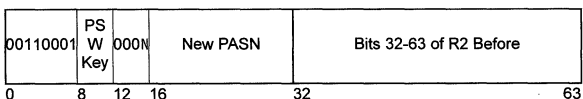


F9 (in 64-Bit to 64-Bit Mode)

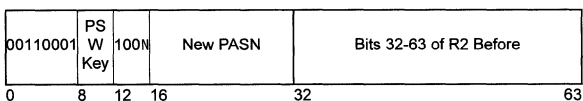


Program Transfer

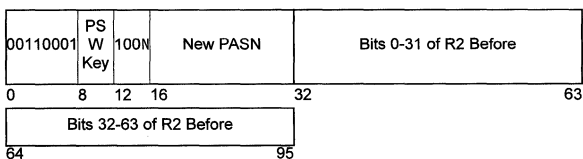
F1 (in 24/31-Bit Mode)



F2 (in 64-Bit Mode, Bits 0-31 of R₂ All Zeros)

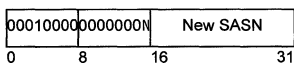


F3 (in 64-Bit Mode, Bits 0-31 of R₂ Not All Zeros)



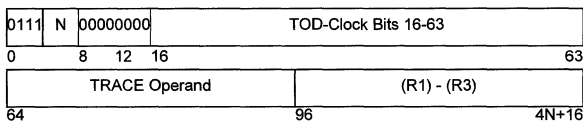
Set Secondary ASN

F1

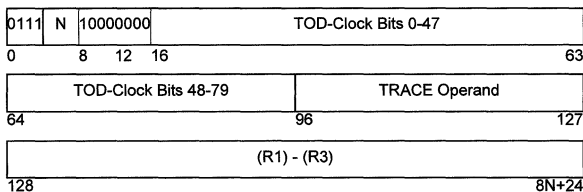


Trace

F1 (TRACE)



F2 (TRACG)



Bit **Meaning**

4-7 (N) One less than the number of registers in the trace entry.

Machine-Check Interruption Code

At real-storage locations 232-239 (E8-EF hex)

S	P	S		C	E	D		C	S	C				S	S	K	D	W	M	P	I	F		E	F	G	C	S			
D	D	R	0	D	D	0	G	W	P	P	K	0	0	B	0	E	C	E	S	P	S	M	A	A	0	C	P	R	R	0	T
0			4			8						14	16									24	26						31		

I	A	D						P	F	A		C	C																	
E	R	A	0	0	0	0	0	0	0	R	C	P	0	T	C	0	0	0	0	0	0	0	0	0	0	0	0	0	0	0
32			35				40	42				46	48																	63

Bit	Meaning
0	(SD) System damage
1	(PD) Instruction-processing damage
2	(SR) System recovery
4	(CD) Timing-facility damage
5	(ED) External damage
7	(DG) Degradation
8	(W) Warning
9	(CP) Channel report pending
10	(SP) Service-processor damage
11	(CK) Channel-subsystem damage
14	(B) Backed up
16	(SE) Storage error uncorrected
17	(SC) Storage error corrected
18	(KE) Storage-key error uncorrected
19	(DS) Storage degradation
20	(WP) PSW-MWP validity
21	(MS) PSW mask and key validity
22	(PM) PSW program-mask and condition-code validity
23	(IA) PSW-instruction-address validity
24	(FA) Failing-storage-address validity
26	(EC) External-damage-code validity
27	(FP) Floating-point-register validity
28	(GR) General-register validity
29	(CR) Control-register validity
31	(ST) Storage logical validity
32	(IE) Indirect storage error
33	(AR) Access-register validity
34	(DA) Delayed-access exception
42	(PR) TOD-programmable-register validity
43	(FC) Floating-point-control-register validity
44	(AP) Ancillary report
46	(CT) CPU-timer validity
47	(CC) Clock-comparator validity

External-Damage Code

At real-storage address 244-247 (F4-F7 hex)

0	0	0	0	0	0	0	0	X	X			0	0	0	0	0	0	0	0	0	0	0	0	0	0	0	0	0	0	
								N	F																					
0							8	10					16																	31

Bit	Meaning
8	(XN) Expanded storage not operational
9	(XF) Expanded-storage control failure

Operation-Request Block (ORB)

Word

0	Interruption Parameter																														
1	Key	S	C	M	Y	F	P	I	A	U	0	H	T	LPM								L	D	0	0	0	0	0	0	X	
2	0	Channel-Program Address																													
3	CSS Priority							Reserved							CU Priority							Reserved									
4	Reserved																														
5	Reserved																														
6	Reserved																														
7	Reserved																														
	0	8							16							24							31								

Word.Bit Meaning

1.0-3	(Key) Subchannel key
1.4	(S) Suspend control
1.5	(C) Streaming-mode control
1.6	(M) Modification control
1.7	(Y) Synchronization control
1.8	(F) CCW-format control
1.9	(P) Prefetch control
1.10	(I) Initial-status-interruption control
1.11	(A) Address-limit-checking control
1.12	(U) Suppress-suspended-interruption control
1.14	(H) Format-2-IDAW control
1.15	(T) 2K-IDAW control
1.16-23	(LPM) Logical-path mask
1.24	(L) Incorrect-length-suppression mode
1.25	(D) Modified-CCW-indirect-data-addressing control
1.31	(X) ORB-extension control
3.0-7	Channel-subsystem priority
3.16-23	Control-unit priority

Channel-Command Word (CCW)

Format-0 CCW

Command Code								Data Address																						
0	8							31																						
Flags								Byte Count																						
32	40							48								63														

Bit	Meaning
32	(CD) Causes use of data-address portion of next CCW
33	(CC) Causes use of command code and data address of next CCW
34	(SLI) Causes suppression of possible incorrect-length indication
35	(Skip) Suppresses transfer of information to main storage
36	(PCI) Causes an intermediate-interruption condition to occur
37	(IDA) Causes bits 8-31 of CCW to specify location of first IDAW
38	(Suspend) Causes suspension before execution of this CCW
39	(MIDA) Causes bits 8-31 of CCW to specify location of first MIDAW

Format-1 CCW

Command Code	Flags	Byte Count
0	8	16

0	Data Address
---	--------------

32 63

Bit	Meaning
8	(CD) Causes use of data-address portion of next CCW
9	(CC) Causes use of command code and data address of next CCW
10	(SLI) Causes suppression of possible incorrect-length indication
11	(Skip) Suppresses transfer of information to main storage
12	(PCI) Causes an intermediate-interruption condition to occur
13	(IDA) Causes bits 33-63 of CCW to specify location of first IDAW
14	(Suspend) Causes suspension before execution of this CCW
15	(MIDA) Causes bits 33-63 of CCW to specify location of first MIDAW

Indirect-Data-Address Word (IDAW)

Format-1 IDAW

0	Data Address
---	--------------

0 1 31

Format-2 IDAW

Bits 0-31 of Data Address	
0	31

Bits 32-63 of Data Address	
32	63

Modified-CCW-Indirect-Data-Address Word (MIDAW)

Reserved	
0	31

Reserved	Flags	Count
32	40	48

63

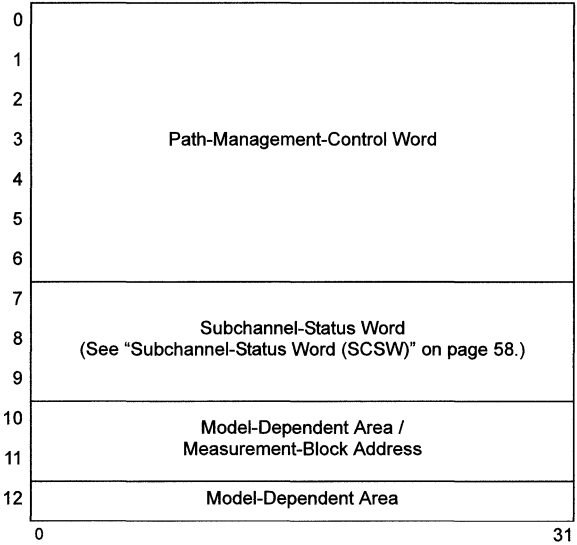
Bits 0-31 of Data Address	
64	95

Bits 32-63 of Data Address	
96	127

Bit	Meaning
40	Last MIDAW
41	Skip
42	Data-transfer-interruption control
43-47	Reserved


Subchannel-Information Block (SCHIB)

Word



Path-Management-Control Word (PMCW)

Word



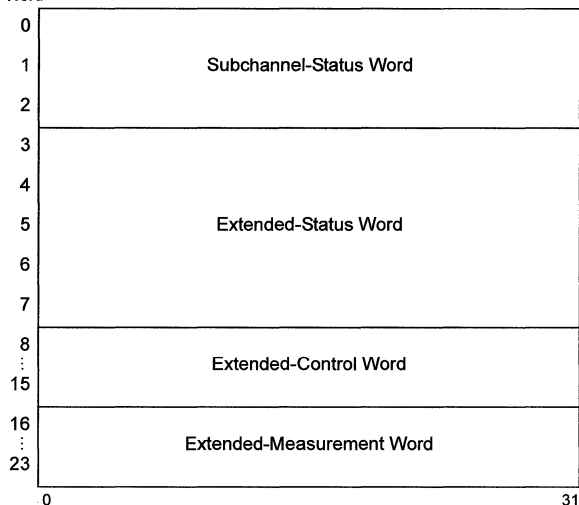
Word.Bit Meaning

- 1.2-4 (ISC) Interruption-subclass code
- 1.8 (E) Subchannel enabled
- 1.9-10 (LM) limit mode
 - 00 No Checking
 - 01 Data address must be \geq limit
 - 10 Data address must be $<$ limit
 - 11 Reserved
- 1.11-12 (MM) Measurement-mode enable
 - 00 Neither mode enabled
 - 01 Device-connect-time-measurement enabled
 - 10 Measurement-block-update enabled
 - 11 Both modes enabled

1.13	(D) Multipath mode
1.14	(T) Timing facility available
1.15	(V) Device number valid
2.0-7	(LPM) Logical-path mask
2.8-15	(PNOM) Path-not-operational mask
2.16-23	(LPUM) Last-path-used mask
2.24-31	(PIM) Path-installed mask
3.0-15	(MBI) Measurement-block index
3.16-23	(POM) Path-operational mask
3.24-31	(PAM) Path-available mask
4.0-7	(CHPID-0) Channel-path ID for logical path 0 (typical)
6.29	(F) Measurement-block-format control
6.30	(X) Extended-measurement-word-mode enable
6.31	(S) Concurrent sense

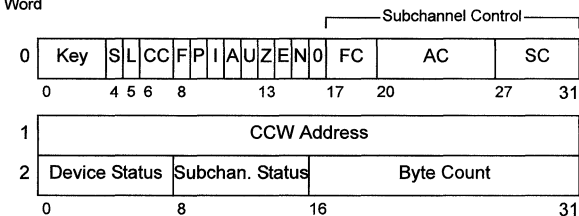
Interruption-Response Block (IRB)

Word



Subchannel-Status Word (SCSW)

Word



Word.Bit Meaning

0.0-3	(Key) Subchannel key
0.4	(S) Suspend control
0.5	(L) Extended-status-word format (logout stored)
0.6-7	(CC) Deferred condition code
	00 Normal I/O interruption
	01 Status in SCSW
	10 Reserved
	11 Path not operational
0.8	(F) CCW-format control
0.9	(P) Prefetch control
0.10	(I) Initial-status-interruption control

0.11	(A) Address-limit-checking control	
0.12	(U) Suppress-suspended-interruption control	
0.13	(Z) Zero condition code	
0.14	(E) Extended control (information stored in ECW of IRB)	
0.15	(N) Path not operational (PNOM nonzero)	
0.17-19	(FC) Function control	
	17 (40) Start, 18 (20) Halt, 19 (10) Clear	
0.20-26	(AC) Activity control	
	20 (08) Resume pending	24 (80) Subchannel active
	21 (04) Start pending	25 (40) Device active
	22 (02) Halt pending	26 (20) Suspended
	23 (01) Clear pending	
0.27-31	(SC) Status control	
	27 (10) Alert	30 (02) Secondary
	28 (08) Intermediate	31 (01) Status pending
	29 (04) Primary	
2.0-15	Device status (0-7)	Subchannel status (8-15)
	0 (80) Attention	8 (80) Program-controlled int.
	1 (40) Status modifier	9 (40) Incorrect length
	2 (20) Control-unit end	10 (20) Program check
	3 (10) Busy	11 (10) Protection check
	4 (08) Channel end	12 (08) Channel-data check
	5 (04) Device end	13 (04) Channel-control check
	6 (02) Unit check	14 (02) Interface-control check
	7 (01) Unit exception	15 (01) Chaining check

Extended-Status Word (ESW)

See chart on page 60 to determine the appropriate ESW format.

Format-0 ESW

Word

0	Subchannel Logout
1	Extended-Report Word
2	Failing-Storage Address
3	
4	Secondary-CCW Address
0	31

Format-0 ESW Word 0 (Subchannel Logout)

0	ESF	LPUM	0	FVF	SA	TC	D	E	A	SC
0 1		8	16		22	24	26	28		31

Bit Meaning

1-7	(ESF) Extended-status flags (1 key check, 2 measurement-block program check, 3 measurement-block data check, 4 measurement-block protection check, 5 CCW check, 6 IDAW check, 7:0)
8-15	(LPUM) Last-path-used mask
17-21	(FVF) Field-validity flags (17 LPUM, 18 TC, 19 SC, 20 device status, 21 CCW address)
22-23	(SA) Storage-access code (00 access type unknown, 01 read, 10 write, 11 read backward)
24-25	(TC) Termination code (00 halt signal issued, 01 stop, stack, or normal termination, 10 clear signal issued)
26	(D) Device status check
27	(E) Secondary error
28	(A) I/O-error alert
29-31	(SC) Sequence code

Format-0 ESW Word 1 (Extended-Report Word)

0	L	E	A	P	T	F	S	C	R	SCNT	0	0	0	0	0	0	0	0	0	0	0	0	0	0	0	0	0	0	0
0	3	8	10	16	31																								

Bit	Meaning
1	(L) Request logging only
2	(E) Extended-subchannel-logout pending
3	(A) Authorization check
4	(P) Path-verification-required
5	(T) Channel-path timeout
6	(F) Failing-storage-address validity
7	(S) Concurrent sense
8	(C) Secondary-CCW-address validity
9	(R) Failing-storage-address format (zero: 1-31 of word 2; one: words 2 and 3)
10-15	(SCNT) Concurrent-sense count

Format-1 ESW Word 0¹

0	0	0	0	0	0	0	0	0	0	LPUM	0	0	0	0	0	0	0	0	0	0	0	0	0	0	0	0	0	0	0
0	8	16	31																										

Bit	Meaning
8-15	(LPUM) Last-path-used mask

Format-2 ESW Word 0¹

0	0	0	0	0	0	0	0	0	0	LPUM	DCTI											
0	8	16	31																			

Bit	Meaning
8-15	(LPUM) Last-path-used mask
16-31	(DCTI) Device-connect-time interval

Format-3 ESW Word 0¹

0	0	0	0	0	0	0	0	0	0	LPUM	Unpredictable											
0	8	16	31																			

Bit	Meaning
8-15	(LPUM) Last-path-used mask

Information Stored in ESW

Subchannel Conditions under which ESW Is Stored by Test Subchannel Instruction						Extended-Status Word (ESW)				
Subchannel-Status Word			Path-Management-Control Word							
Status-Control Field	L Bit	Suspended Bit	Timing-Facility Bit	Device-Connect-Time Measurement-Mode Enable Bit	Device-Connect-Time Measurement-Mode Active	Format		Contents Word 0 Byte		
A I P S X						0	1	2	3	
- - - - 0	-	*	*	*	No / Yes	U	*	*	*	*
* * 0 0 1	1	*	*	*	No / Yes	0	R	R	R	R
* * 1 * 1	1	*	*	*	No / Yes	0	R	R	R	R
1 0 0 1 1	1	*	*	*	No / Yes	0	R	R	R	R
0 0 0 0 1	0	*	*	*	No / Yes	U	*	*	*	*
0 0 0 1 1	0	*	*	*	No / Yes	3	Z	M	*	*
1 0 0 * 1	0	*	*	*	No / Yes	3	Z	M	*	*
* * 1 * 1	0	*	0	*	No / Yes	1	Z	M	Z	Z

1. Word 1 is the same as word 1 of a format-0 ESW. Words 2, 3, and 4 are zeros.

Subchannel Conditions under which ESW Is Stored by Test Subchannel Instruction						Extended-Status Word (ESW)								
Subchannel-Status Word			Path-Management-Control Word											
Status-Control Field		L Bit	Suspended Bit	Timing-Facility Bit	Device-Connect-Time Measurement-Mode Enable Bit	Device-Connect-Time Measurement-Mode Active	Format	Contents Word 0 Byte						
A	I	P	S	X				0	1	2	3			
*	*	1	*	1	0	*	1	0	No / Yes	1	Z	M	Z	Z
*	*	1	*	1	0	*	1	1	No	1	Z	M	Z	Z
*	*	1	*	1	0	*	1	1	Yes	2	Z	M	D	D
0	1	0	0	1	0	0	*	*	No / Yes	U	*	*	*	*
0	1	0	0	1	0	1	0	*	No / Yes	1	Z	M	Z	Z
0	1	0	0	1	0	1	1	0	No / Yes	1	Z	M	Z	Z
0	1	0	0	1	0	1	1	1	No	1	Z	M	Z	Z
0	1	0	0	1	0	1	1	1	Yes	2	Z	M	D	D
0	0	0	1	1	1	1					These combinations do not occur.			
1	1	0	0	1	1	1					These combinations do not occur.			
*	1	0	1	1	1	1					These combinations do not occur.			

Bit Meaning

- Not meaningful.
- * Bits may be zeros or ones.
- A Alert status.
- D Accumulated device-connect-time-interval (DCTI) value stored in bytes 2 and 3.
- I Intermediate status.
- L Extended-status-word format.
- M Last-path-used mask (LPUM) stored in byte 1.
- P Primary status.
- R Subchannel-logout information stored in bytes 0-3.
- S Secondary status.
- U No format defined.
- X Status pending.
- Z Bits are stored as zeros.

Extended-Control Word (ECW)

SCSW Bits		ERW	ERW Bits 10-15	ECW Words 0-7
5	14	Bit 7		
0	0	0	Zeros	Unpredictable
0	1	1	Number of concurrent-sense bytes ^a	Concurrent-sense information ^a
1	0	0	Zeros	Unpredictable
1	1	0	Zeros	Model-dependent information
1	1	1	Number of concurrent-sense bytes	Concurrent-sense information

a. The contents of the ECW are specified by bits 5 and 14 of word 0 of the SCSW. The combination of SCSW bit 5 zero, SCSW bit 14 one, and ERW bit 7 zero does not occur.

Extended-Measurement Word

Word

0	Device-Connect Time
1	Function-Pending Time
2	Device-Disconnect Time
3	Control-Unit-Queuing Time
4	Device-Active-Only Time
5	Device-Busy Time
6	Initial-Command-Response Time
7	Reserved

0 31

Format 0 Measurement Block

Word

0	SSCH + RSCH Count	Sample Count
1	Device-Connect Time	
2	Function-Pending Time	
3	Device-Disconnect Time	
4	Control-Unit-Queuing Time	
5	Device-Active-Only Time	
6	Device-Busy Time	
7	Initial-Command-Response Time	

0 16 31

Format 1 Measurement Block

Word

0	SSCH + RSCH Count
1	Sample Count
2	Device-Connect Time
3	Function-Pending Time
4	Device-Disconnect Time
5	Control-Unit-Queuing Time
6	Device-Active-Only Time
7	Device-Busy Time
8	Initial-Command-Response Time
9 ⋮ 15	Reserved

0 31

Channel-Report Word (CRW)

0	S	R	C	RSC	A	0	ERC	Reporting-Source ID
0				4	8	10	16	31

Bit	Meaning
1	(S) Solicited CRW
2	(R) Overflow (one or more CRWs lost)
3	(C) Chaining (meaningless if bit 2 is one)
4-7	(RSC) Reporting-source code (see Reporting-Source table)
8	(A) Ancillary report
10-15	(ERC) Error-recovery code (see Error-Recovery-Code table)
16-31	Reporting-source ID (see Reporting-Source table)

Error-Recovery Codes

ERC	Condition
0 0 0 0 0 1	Available
0 0 0 0 1 0	Initialized
0 0 0 0 1 1	Temporary error
0 0 0 1 0 0	Installed parameters initialized
0 0 0 1 0 1	Terminal
0 0 0 1 1 0	Permanent error with facility not initialized
0 0 0 1 1 1	Permanent error with facility initialized
0 0 1 0 0 0	Installed parameters modified

Reporting Source

The reporting-source-ID format depends on the RSC field of the channel-report word, as follows:

RSC	Reporting Source	Reporting-Source ID
0 0 1 0	Monitoring facility	0 0 0 0 0 0 0 0 0 0 0 0 0 0 0 0
0 0 1 1	Subchannel	X X X X X X X X X X X X X X X X
0 1 0 0	Channel path	0 0 0 0 0 0 0 0 Y Y Y Y Y Y Y Y
1 0 0 1	Configuration-alert facility	0 0 0 0 0 0 0 0 Y Y Y Y Y Y Y Y
1 0 1 1	Channel subsystem	0 0 0 0 0 0 0 0 0 0 0 0 0 0 0 0

X = Subchannel number
Y = Channel-path ID (CHPID)

I/O Command Codes

Standard Command-Code Assignments (CCW Bits 0-7)

x x x x	0 0 0 0	Invalid Command	m m m m	0 1 0 0	Sense
m m m m	m m 0 1	Write	0 0 0 0	0 1 0 0	— Basic Sense
m m m m	m m 1 0	Read	1 1 1 0	0 1 0 0	— Sense ID
0 0 0 0	0 0 1 0	— Read IPL	x x x x	1 0 0 0	Transfer in channel (a)
m m m m	m m 1 1	Control	0 0 0 0	1 0 0 0	Transfer in channel (b)
0 0 0 0	0 0 1 1	— Control no operation	m m m m	1 0 0 0	Invalid command (c)
			m m m m	1 1 0 0	Read backwards
x	— Bit Ignored		a	Format-0 CCW	
m	— Modifier bit for specific type of I/O device		b	Format-1 CCW	
			c	Format-1 CCW and nonzero m bit	

Standard Meanings of Bits of First Sense Byte

Bit	Designation	Bit	Designation
0	Command reject	4	Data check
1	Intervention required	5	Overrun
2	Bus-out check	6	(Device dependent)
3	Equipment check	7	(Device dependent)

Character Assignments

Dec	Hex	EBCDIC ¹	ISO-8 ²
0	00	NUL	NUL
1	01	SOH	SOH
2	02	STX	STX
3	03	ETX	ETX
4	04	SEL	EOT
5	05	HT	ENQ
6	06	RNL	ACK
7	07	DEL	BEL
8	08	GE	BS
9	09	SPS	HT
10	0A	RPT	LF
11	0B	VT	VT
12	0C	FF	FF
13	0D	CR	CR
14	0E	SO	SO
15	0F	SI	SI
16	10	DLE	DLE
17	11	DC1	DC1
18	12	DC2	DC2
19	13	DC3	DC3
20	14	RES/ENP	DC4
21	15	NL	NAK
22	16	BS	SYN
23	17	POC	ETB
24	18	CAN	CAN
25	19	EM	EM
26	1A	UBS	SUB
27	1B	CU1	ESC
28	1C	IFS	IFS
29	1D	IGS	IGS
30	1E	IRS	IRS
31	1F	ITB/IUS	IUS
32	20	DS	SP
33	21	SOS	!
34	22	FS	"
35	23	WUS	#
36	24	BYP/INP	\$
37	25	LF	%
38	26	ETB	&
39	27	ESC	'
40	28	SA	(
41	29	SFE)
42	2A	SM/SW	*
43	2B	CSP	+
44	2C	MFA	,
45	2D	ENQ	-
46	2E	ACK	.
47	2F	BEL	/
48	30		0
49	31		1
50	32	SYN	2
51	33	IR	3
52	24	PP	4
53	35	TRN	5
54	36	NBS	6
55	37	EOT	7
56	38	SBS	8
57	39	IT	9
58	3A	RFF	:
59	3B	CU3	;
60	3C	DC4	<
61	3D	NAK	=
62	3E		>
63	3F	SUB	?

Dec	Hex	EBCDIC ¹	ISO-8 ²
64	40	SP	@
65	41	RSP	A
66	42	â	B
67	43	ä	C
68	44	à	D
69	45	á	E
70	46	ã	F
71	47	â	G
72	48	ç	H
73	49	ñ	I
74	4A	ø	J
75	4B	.	K
76	4C	<	L
77	4D	(M
78	4E	+	N
79	4F		O
80	50	&	P
81	51	é	Q
82	52	ê	R
83	53	ë	S
84	54	è	T
85	55	í	U
86	56	î	V
87	57	ï	W
88	58	ì	X
89	59	ß	Y
90	5A	!	Z
91	5B	\$	[
92	5C	*	\
93	5D)]
94	5E	;	^
95	5F	-	_
96	60	-	·
97	61	/	a
98	62	À	b
99	63	Ä	c
100	64	Á	d
101	65	Á	e
102	66	Ã	f
103	67	À	g
104	68	Ç	h
105	69	Ñ	i
106	6A	!	j
107	6B	,	k
108	6C	%	l
109	6D	-	m
110	6E	>	n
111	6F	?	o
112	70	ø	p
113	71	É	q
114	72	Ê	r
115	73	Ë	s
116	74	È	t
117	75	Í	u
118	76	Î	v
119	77	Ï	w
120	78	!	x
121	79	,	y
122	7A	:	z
123	7B	#	{
124	7C	@	
125	7D	'	}
126	7E	=	~
127	7F	"	·

Dec	Hex	EBCDIC ¹	ISO-8 ²
128	80	∅	
129	81	a	
130	82	b	BPH
131	83	c	NBH
132	84	d	IND
133	85	e	NEL
134	86	f	SSA
135	87	g	ESA
136	88	h	HTS
137	89	i	HTJ
138	8A	«	VTS
139	8B	»	PLD
140	8C	ð	PLU
141	8D	ý	RI
142	8E	þ	SS2
143	8F	±	SS3
144	90	°	DCS
145	91	j	PU1
146	92	k	PU2
147	93	l	STS
148	94	m	CCH
149	95	n	MW
150	96	o	SPA
151	97	p	EPA
152	98	q	SOS
153	99	r	
154	9A	ª	SCI
155	9B	º	CSI
156	9C	æ	ST
157	9D	.	OSC
158	9E	Æ	PM
159	9F	⌘	APC
160	A0	μ	RSP
161	A1	~	
162	A2	s	φ
163	A3	t	£
164	A4	u	⌘
165	A5	v	¥
166	A6	w	
167	A7	x	§
168	A8	y	"
169	A9	z	©
170	AA	i	ª
171	AB	¿	«
172	AC	Ð	¬
173	AD	Ý	SHY
174	AE	þ	®
175	AF	®	-
176	B0	^	°
177	B1	£	±
178	B2	¥	²
179	B3	.	³
180	B4	©	´
181	B5	§	μ
182	B6	¶	¶
183	B7	¼	·
184	B8	½	¸
185	B9	¾	¹
186	BA	[º
187	BB]	»
188	BC	ä	¼
189	BD	-	½
190	BE	´	¾
191	BF	x	¿

Dec	Hex	EBCDIC ¹	ISO-8 ²
192	C0	{	À
193	C1	A	Á
194	C2	B	Â
195	C3	C	Ã
196	C4	D	Ä
197	C5	E	Å
198	C6	F	Æ
199	C7	G	Ç
200	C8	H	È
201	C9	I	É
202	CA	SHY	Ê
203	CB	ô	Ë
204	CC	ö	Ì
205	CD	ò	Í
206	CE	ó	Î
207	CF	õ	Ï
208	D0	}	Ð
209	D1	J	Ñ
210	D2	K	Ò
211	D3	L	Ó
212	D4	M	Ô
213	D5	N	Õ
214	D6	O	Ö
215	D7	P	×
216	D8	Q	∅
217	D9	R	Ù
218	DA	´	Ú
219	DB	ú	Û
220	DC	ü	Ü
221	DD	ù	Ý
222	DE	ú	Þ
223	DF	ÿ	ß
224	E0	\	à
225	E1	+	á
226	E2	S	â
227	E3	T	ã
228	E4	U	ä
229	E5	V	å
230	E6	W	æ
231	E7	X	ç
232	E8	Y	è
233	E9	Z	é
234	EA	²	ê
235	EB	Ô	ë
236	EC	Ö	ì
237	ED	Ò	í
238	EE	Ó	î
239	EF	Õ	ï
240	F0	0	ð
241	F1	1	ñ
242	F2	2	ò
243	F3	3	ó
244	F4	4	ô
245	F5	5	õ
246	F6	6	ö
247	F7	7	÷
248	F8	8	ø
249	F9	9	ù
250	FA	³	ú
251	FB	Û	û
252	FC	U	ü
253	FD	Ù	ý
254	FE	Ú	þ
255	FF	EO	ÿ

Notes:

- 1 The EBCDIC characters are based on code page 037.
- 2 The ISO-8 controls are from ISO 6429, and the graphics are from ISO 8859-1. The ISO-8 graphics are code page 00819, named ISO/ANSI Multi-lingual.

Control Character Representations

ACK	Acknowledge	IT	Indent Tab
BEL	Bell	ITB	Intermediate Transmission Block
BS	Backspace	IUS	International Unit Separator
BYP	Bypass	LF	Line Feed
CAN	Cancel	MFA	Modify Field Attribute
CR	Carriage Return	NAK	Negative Acknowledge
CSP	Control Sequence Prefix	NBS	Numeric Backspace
CU1	Customer Use 1	NL	New Line
CU3	Customer Use 3	NUL	Null
DC1	Device Control 1	POC	Program-Operator Communication
DC2	Device Control 2	PP	Presentation Position
DC3	Device Control 3	RES	Restore
DC4	Device Control 4	RFF	Required Form Feed
DEL	Delete	RNL	Required New Line
DLE	Data Link Escape	RPT	Repeat
DS	Digit Select	SA	Set Attribute
EM	End of Medium	SBS	Subscript
ENP	Enable Presentation	SEL	Select
ENQ	Enquiry	SFE	Start Field Extended
EO	Eight Ones	SI	Shift In
EOT	End of Transmission	SM	Set Mode
ESC	Escape	SO	Shift Out
ETB	End of Transmission Block	SOH	Start of Heading
ETX	End of Text	SOS	Start of Significance
FF	Form Feed	SPS	Superscript
FS	Field Separator	STX	Start of Text
GE	Graphic Escape	SUB	Substitute
HT	Horizontal Tab	SW	Switch
IFS	Interchange File Separator	SYN	Synchronous Idle
IGS	Interchange Group Separator	TRN	Transparent
INP	Inhibit Presentation	UBS	Unit Backspace
IR	Index Return	VT	Vertical Tab
IRS	Interchange Record Separator	WUS	Word Underscore

Additional ISO-8 Control Character Representations

APC	Application Program Command	PLD	Partial Line Down
BPH	Break Permitted Here	PLU	Partial Line Up
CCH	Cancel Character	PM	Privacy Message
CSI	Control Sequence Introducer	PU1	Private Use One
DCS	Device Control String	PU2	Private Use Two
ESA	End of Selected Area	SCI	Single Character Introducer
HTJ	Character Tabulation w/ Justification	SOS	Start of String
HTS	Character Tabulation Set	SPA	Start of Guarded Area
IFS	Information Separator Four	SSA	Start of Selected Area
IGS	Information Separator Three	SS2	Single Shift Two
IND	Index	SS3	Single Shift Three
IRS	Information Separator Two	ST	String Terminator
MW	Message Waiting	STS	Set Transmit State
NBH	No Break Here	US	Information Separator One
NEL	Next Line	VTS	Line Tabulation Set
OSC	Operating System Command		

Formatting Character Representations

NSP	Numeric Space	SP	Space
RSP	Required Space	SHY	Syllable Hyphen

Two-Character BSC Data Link Controls

Function	EBCDIC	ASCII
ACK-0	DLE,X'70'	DLE,0
ACK-1	DLE,X'61'	DLE,1
WACK	DLE,X'68'	DLE,;
RVI	DLE,X'7C'	DLE,<

Commonly Used Editing Pattern Characters

Code (Hex)	Meaning	Code (Hex)	Meaning
20	Digit selector	5B	Dollar sign
21	Start of significance	5C	Asterisk
22	Field separator	6B	Comma
40	Blank	C3D9	CR (credit)
4B	Period	C4C2	DB (debit)

ANSI-Defined Printer Control Characters

(A in RECFM field of DCB)

Code	Action before Printing Record
blank	Space 1 line
0	Space 2 lines
-	Space 3 lines
+	Suppress space
1	Skip to line 1 on new page

Hexadecimal and Decimal Conversion

From hex: locate each hex digit in its corresponding column position and note the decimal equivalents. Add these to obtain the decimal value.

From decimal: (1) locate the largest decimal value in the table that will fit into the decimal number to be converted, and (2) note its hex equivalent and hex column position. (3) Find the decimal remainder. Repeat the process on this and subsequent remainders.

Note: Hexadecimal equivalents of all numbers from 0 to 255 are listed in the code tables.

Word																	
Halfword								Halfword									
Byte				Byte				Byte				Byte					
Bits:		0123		4567		0123		4567		0123		4567		0123		4567	
Hex	Dec	Hex	Dec	Hex	Dec	Hex	Dec	Hex	Dec	Hex	Dec	Hex	Dec	Hex	Dec		
0	0	0	0	0	0	0	0	0	0	0	0	0	0	0	0		
1	268,435,456	1	16,777,216	1	1,048,576	1	65,536	1	4,096	1	256	1	16	1	1		
2	536,870,912	2	33,554,432	2	2,097,152	2	131,072	2	8,192	2	512	2	32	2	2		
3	805,306,368	3	50,331,648	3	3,145,728	3	196,608	3	12,288	3	768	3	48	3	3		
4	1,073,741,824	4	67,108,864	4	4,194,304	4	262,144	4	16,384	4	1,024	4	64	4	4		
5	1,342,177,280	5	83,886,080	5	5,242,880	5	327,680	5	20,480	5	1,280	5	80	5	5		
6	1,610,612,736	6	100,663,296	6	6,291,456	6	393,216	6	24,576	6	1,536	6	96	6	6		
7	1,879,048,192	7	117,440,512	7	7,340,032	7	458,752	7	28,672	7	1,792	7	112	7	7		
8	2,147,483,648	8	134,217,728	8	8,388,608	8	524,288	8	32,768	8	2,048	8	128	8	8		
9	2,415,919,104	9	150,994,944	9	9,437,184	9	589,824	9	36,864	9	2,304	9	144	9	9		
A	2,684,354,560	A	167,772,160	A	10,485,760	A	655,360	A	40,960	A	2,560	A	160	A	10		
B	2,952,790,016	B	184,549,376	B	11,534,336	B	720,896	B	45,056	B	2,816	B	176	B	11		
C	3,221,225,472	C	201,326,592	C	12,582,912	C	786,432	C	49,152	C	3,072	C	192	C	12		
D	3,489,660,928	D	218,103,808	D	13,631,488	D	851,968	D	53,248	D	3,328	D	208	D	13		
E	3,758,096,384	E	234,881,024	E	14,680,064	E	917,504	E	57,344	E	3,584	E	224	E	14		
F	4,026,531,840	F	251,658,240	F	15,728,640	F	983,040	F	61,440	F	3,840	F	240	F	15		
8		7		6		5		4		3		2		1			

Powers of 2 and 16

m	n	2^m and 16^n	Symbol
0	0	1	
1		2	
2		4	
3		8	
4	1	16	
5		32	
6		64	
7		128	
8	2	256	K (kilo)
9		512	
10		1 024	
11		2 048	
12	3	4 096	
13		8 192	
14		16 384	
15		32 768	
16	4	65 536	
17		131 072	
18		262 144	
19		524 288	
20	5	1 048 576	M (mega)
21		2 097 152	
22		4 194 304	
23		8 388 608	
24	6	16 777 216	
25		33 554 432	
26		67 108 864	
27		134 217 728	
28	7	268 435 456	G (giga)
29		536 870 912	
30		1 073 741 824	
31		2 147 483 648	
32	8	4 294 967 296	
33		8 589 934 592	
34		17 179 869 184	
35		34 359 738 368	
36	9	68 719 476 736	
37		137 438 953 472	
38		274 877 906 944	
39		549 755 813 888	
40	10	1 099 511 627 776	T (tera)
41		2 199 023 255 552	
42		4 398 046 511 104	
43		8 796 093 022 208	
44	11	17 592 186 044 416	
45		35 184 372 088 832	
46		70 368 744 177 664	
47		140 737 488 355 328	
48	12	281 474 976 710 656	P (peta)
49		562 949 953 421 312	
50		1 125 899 906 842 624	
51		2 251 799 813 685 248	
52	13	4 503 599 627 370 496	
53		9 007 199 254 740 992	
54		18 014 398 509 481 984	
55		36 028 797 018 963 968	
56	14	72 057 594 037 927 936	
57		144 115 188 075 855 872	
58		288 230 376 151 711 744	
59		576 460 752 303 423 488	
60	15	1 152 921 504 606 846 976	E (exa)
61		2 305 843 009 213 693 952	
62		4 611 686 018 427 387 904	
63		9 223 372 036 854 775 808	
64	16	18 446 744 073 709 551 616	



File Number: S-390-00



Printed in the United States of America
on recycled paper containing 10%
recovered post-consumer fiber.

SA22-7871-03

