


*R1, R2 RESISTOR NETWORK, PART NO. 1810-0132.

2105A I/O Backplane Assembly
02105-60002

2108/2109/2111 I/O Backplane Assembly Parts List (02108-60007)

ITEM NO.	REFERENCE DESIGNATOR (FIRST SIX)	PART DESCRIPTION	PARENT OPTION	PART NUMBER	COMP. OPTION	U O C	QUANTITY PER	UM
01C1		CAP 220PF 10%		0160-3454		U	1	
01R2,6		RES 220 5% .25		0683-2215		D	2	
		TBG #20 TFE NAT		0890-0212		U	0.50	FT
00J1-9		CONN PC2X43.156D		1251-4139		U	9	
01R3-5,7,8		RES NET 8X1K		1810-0121		U	5	
01R1		NTWK RES 9X1K		1810-0275		U	1	
		LABEL-INFO REAR		7120-4102		U	1	
		LABEL-INFO BTM		7120-4104		U	1	
		BOARD-ETCHED		02108-80007		1	1	




2108/2109/2111 Memory Backplane Assembly
5061-1382

2108/2109/2111 Memory Backplane Assembly (5061-1382)

ITEM NO.	REFERENCE DESIGNATOR (FIRST SIX)	PART DESCRIPTION	PARENT OPTION	PART NUMBER	COMP. OPTION	U O C	QUANTITY PER	UM
00	C1-17	CAP 1.0UF 20%		0160-0127		U	17	
00	J1-9	CONN PC2X43.156D		1251-4139		U	9	
		LABEL-INFO FRONT		7120-4103		U	1	
		LABEL-INFO BTM		7120-4104		U	1	
		BOARD-ETCHED		5090-0106		1	1	

CIRCUIT SIDE 2 ← 86
 COMP SIDE 1 ← 85



COMP SIDE 2 ← 86
 CIRCUIT SIDE 1 ← 85

2112/2113/2117 I/O Backplane Assembly
 02112-60001

2112/2113/2117 I/O Backplane Assembly Parts List (02112-60001)

ITEM NO.	REFERENCE DESIGNATOR (FIRST SIX)	PART DESCRIPTION	PARENT OPTION	PART NUMBER	COMP. OPTION	L O C	QUANTITY PER	UM
		RES 220 5% .25		0683-2215		D	2	
		CONN PC2X43.1560		1251-4139		U	14	
		NTWK RES 9X1K		1810-0275		U	4	
		LABEL-INFO REAR		7120-4102		U	1	
		LABEL-INFO BTM		7120-4104		U	1	

NOTE:

PIN ASSIGNMENTS FOR TOP CONNECTOR ONLY.

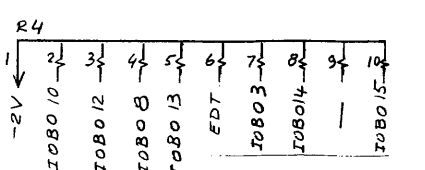
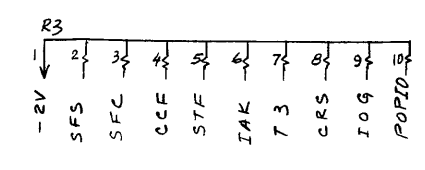
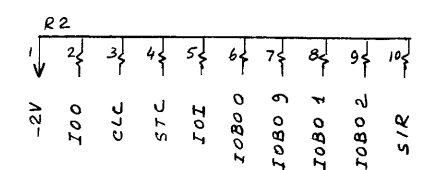
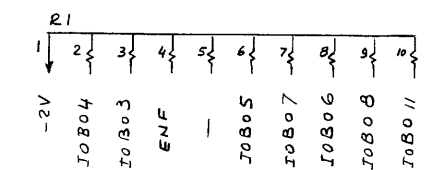

ODD NOS. ARE ON COMPONENT SIDE

TO CONT.

BOTTOM CONN. TO J4


EVEN NOS. ON COMPONENT SIDE, ODD NOS. ARE ON CIRCUIT SIDE.

PIN ASSIGNMENTS FOR ALL BUT TOP CONNECTOR



ENGINEERING RESPONSIBILITY															REVISIONS															DATE		
0	1	2	3	4	5	6	7	8	9	10	11	12	13	14	15	B															APPROVED	DATE
16	17	18	19	20	21	22	23	24	25	26	27	28	29	30	31	REDRAWN PCO-22-430B, CIRCUIT															1/4/77	
32	33	34	35	36	37	38	39	40	41	42	43	44	45	46	47	CHK. DATE CODE IS B-1724																
48	49	50	51	52	53	54	55	56	57	58	59	60	61	62	63																	
64	65	66	67	68	69	70	71	72	73	74	75	76	77	78	79																	
80	81	82	83	84	85	86	87	88	89	90	91	92	93	94	95																	

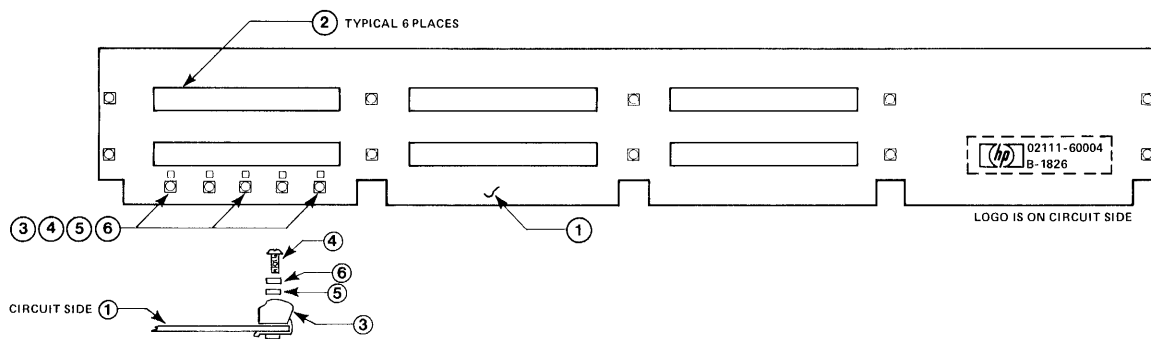
2112 I/O BALK PLANE SCHEMATIC		HEWLETT PACKARD	
TITLE	2112 A	PART NUMBER	
FINISH	SCALE	D-02112-60001-51	



2112/2113/2117 Memory Backplane Assembly
5061-1383

2112/2113/2117 Memory Backplane Assembly (5061-1383)

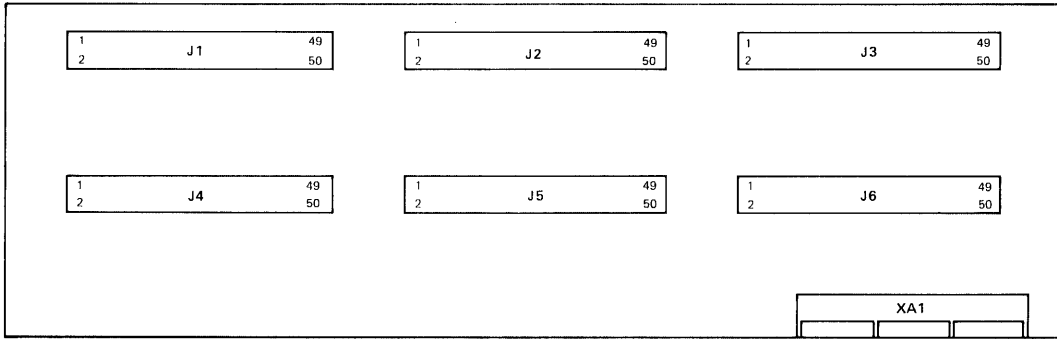
ITEM NO.	REFERENCE DESIGNATOR (FIRST SIX)	PART DESCRIPTION	PARENT OPTION	PART NUMBER	COMP. OPTION	L O C	QUANTITY PER	UM
00	C1-35	CAP 1.0UF 20%		0160-0127	U		35	
		CONN PC2X43.156D		1251-4139	U		14	
		LABEL-INFO FRONT		7120-4103	U		1	
		LABEL-INFO BTM		7120-4104	U		1	



ITEM	QTY.	DESCRIPTION	PART NO.
1	1	BOARD ETCHED	02111-80004
2	6	CONNECTOR, 50 PIN	1251-4573
3	3	TERMINAL	0360-0589
4	3	SCREW	2360-0199
5	3	WASHER FLAT	3050-0228
6	3	WASHER LK	2180-0851

2111F FPP Backplane Assembly
02111-60004

12740-60004
B-1815



(LOGIC LOCATED
ON CIRCUIT SIDE)

ITEM	QTY.	DESCRIPTION	PART NO.
4	8	STANDOFF	0380-0076
3	6	PC CONNECTOR 50 PIN	1251-4573
2	1	MOLEX CONN. 15 PIN	1251-5578
1	1	PC BOARD ETCHED	12740-80004

2117F FPP Backplane Assembly
12740-60004