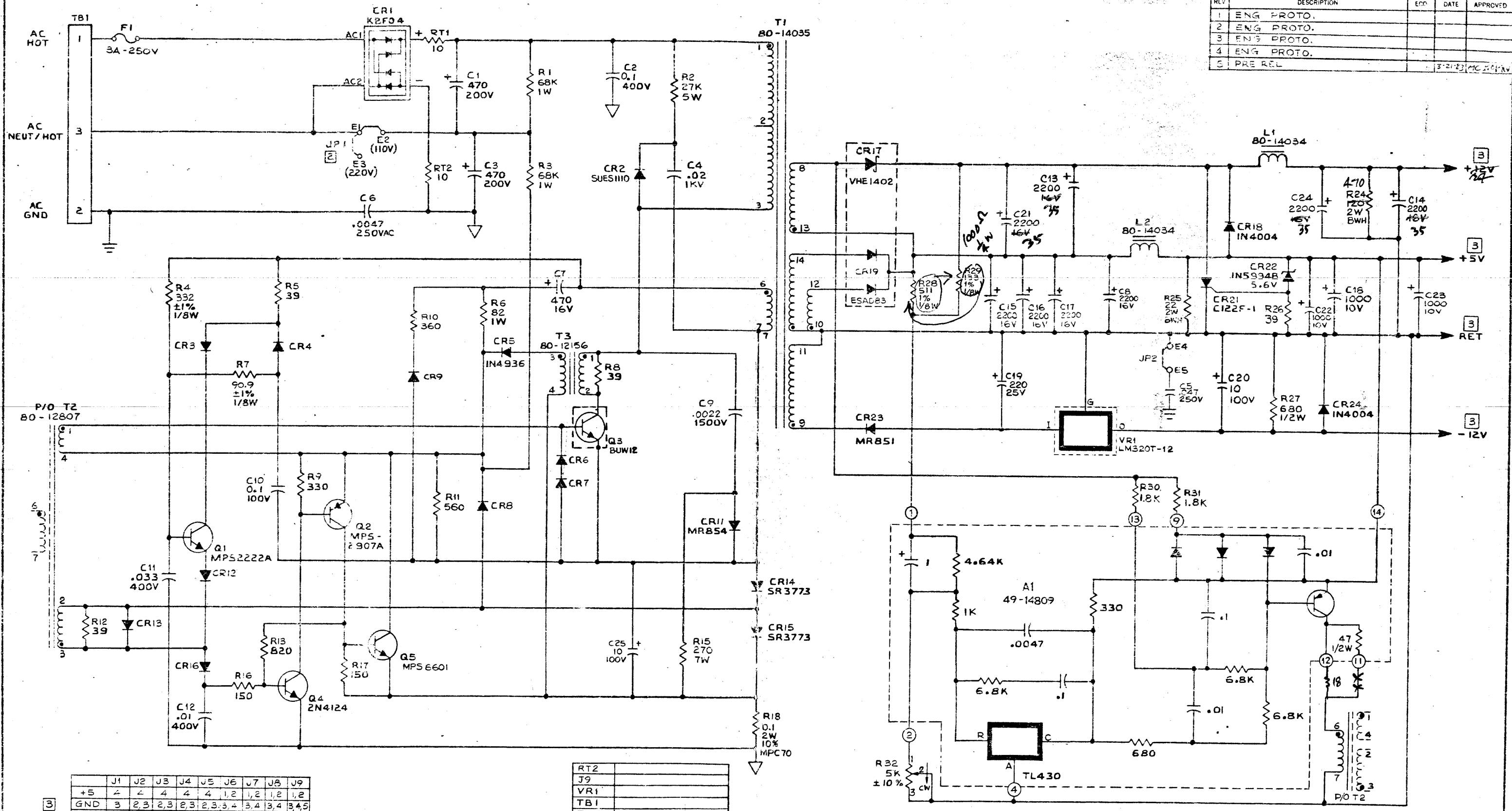


REV	DESCRIPTION	ECC	DATE	APPROVED
1	ENG. PROTO.			
2	ENG. PROTO.			
3	ENG. PROTO.			
4	ENG. PROTO.			
5	PRE REL.			



	J1	J2	J3	J4	J5	J6	J7	J8	J9
+5	4	4	4	4	4	1,2	1,2	1,2	1,2
GND	3	2,3	2,3	2,3	2,3,3,4	3,4	3,4	3,4,5	
-12V	2	-	-	-	-	6	6	6	6
+12V	-	1	1	1	1	5	5	5	7,8

2 FOR 220V OPERATION INSTALL JPI ACROSS E1 AND E3.  
FOR 110V OPERATION INSTALL JPI ACROSS E1 AND E2.

1. RESISTORS ARE IN OHMS,  $\pm 5\%$ , 1/4W  
DIODES ARE IN4448  
UNMARKED CAPACITORS ARE 1000, 50V  
CAPACITANCE IS IN MICROFARADS  
VOLTAGE IS IN DC.

NOTES: UNLESS OTHERWISE SPECIFIED;

REFERENCE DESIGNATORS	NOT USED
RT2	
J9	
VR1	
TBI	
T3	
A1	
R32	R14, 19, 20, 21, 22, 23
Q5	
L2	
JPI	
FI	
E5	
CR24	CR10, CR20
C25	
LAST USED	NOT USED

MAY 12 1983

All drawings supplied for the BOSCHERT power supply are the property of BOSCHERT INCORPORATED and shall not be reproduced or copied in whole or in part for the sale, for manufacture or sale of the same, without the express written permission of an officer of BOSCHERT INCORPORATED.

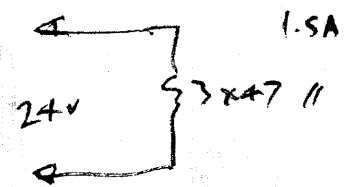
ITEM	QTY	PART NUMBER	DESCRIPTION	REF DESIGNATION
UNLESS OTHERWISE SPECIFIED DIMENSIONS ARE IN INCHES				
TOLERANCES:				
DECIMALS (XX) -		FRACTIONS -		
DECIMALS (XXX) -		ANGLES -		
NEXT ASSY		MOD. NO.		
APPROVALS: DATE 9.9.82				
DRAWN: NHUNG LAI				
CHECKED:				
ENG:				
ENR MGR:				
MFG HDR:				
QA CLR:				
REF. CASH:				
DO NOT SCALE DRAWING				

**BOSCHERT INCORPORATED**  
SUNNYVALE, CALIFORNIA

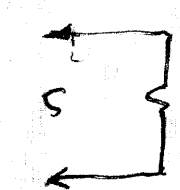
**SCHEMATIC POWER SUPPLY**  
XL123-3108/4108

SIZE: DWG NO: 90-13703-01/02  
REV: 5

SCALE: N/A SHEET: 1 OF 1



1.5A



1.6A

3.13 Ω