



DATA MATION ⁶⁵ N[®]

October



**hybrid
computers**


A new 2 μ sec memory for imaginative engineers and conservative comptrollers.

Now for the first time you can get a high speed memory that will lower your total system cost, give increased flexibility to meet your specific requirements and simplify packaging engineering.

The new Ampex RF Core Memory costs less than \$3600 for a 1024 x 8, including power supply and interface. A 4096 x 18 is less than \$7100. Full cycle speed of 2.0 microseconds. Buffer cycle of 1.2 microseconds. Speeds 25% faster for word lengths less than 8 bits. *New modularity simplifies system engineering:* gives you new flexibility to meet word length and capacity

requirements. The standard module has a capacity of 256 through 4096 words x 4 to 18 bits. Simply add more standard modules and expand at minimal cost to a multiple modular package with a capacity of 4096 words x 72 bits, or 16,384 words x 36 bits. *More flexibility in packaging the RF into your system.*

Two basic modules make up the compact rack mount package: a power supply module and a single large size PC "Memory Board" containing the entire memory electronics and interface (or use your own power supply, if you prefer). *New overall system performance, reliability and simplified maintenance:* integrated circuits, silicon semiconductors and encapsulated functional circuits minimize the number of parts, maximize efficiency. The new Ampex RF lets you



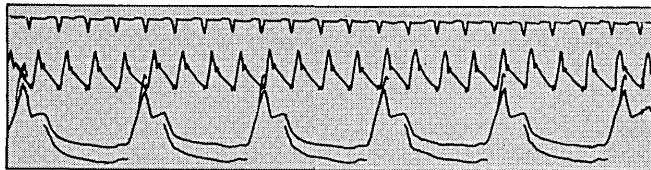
call the shots... and at low cost. Ask Ampex for more data on the RF high-speed, low-cost core memory. If you need larger or even faster memories, ask about the RS and RZ coincident current memories. Write Ampex Corporation, Redwood City, Calif.

AMPEX

AMBILOG 200 the only computer designed especially for signal processing



Using the best of both analog and digital techniques, the AMBILOG™ 200 Stored Program Signal Processor is designed from the ground up to handle the "floods of data" generated in test and research programs. Although such programs cover many fields — biomedical monitoring, geophysical research, test stand instrumentation, automatic weapons checkout, speech analysis — all require complex *signal processing*: multiple input acquisition and output distribution, monitoring, editing, arithmetic, analysis, recording and display. Because of its high processing speed and extensive input/output for both analog *and* digital data, AMBILOG 200 is ideally suited for such tasks. Here are some examples.



Real Time Waveform Measurement

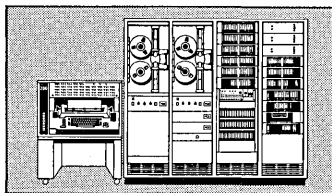
Peak values, axis crossings, ratios of successive differences, and other characteristics of analog signals are measured in real time. Incoming signals are monitored for events of interest, using complex programmed detection criteria. In a typical biomedical application, the result is a 100-to-1 reduction in the bulk of magnetic tape output records.

$$A(n,w) = \int_0^T W(t)F(n,t) \cos(wt)dt$$

$$B(n,w) = \int_0^T W(t)F(n,t) \sin(wt)dt$$

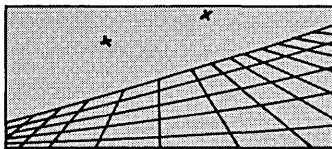
Spectrum Analysis

Parallel hybrid multiplication and summing, 2 microsecond 30-bit digital storage, and a flexible instruction format providing efficient list processing combine to make the AMBILOG 200 powerful in statistical signal analysis techniques such as Fourier transformation auto and cross correlation, power spectrum density analysis, and generation of histograms of amplitude spectra.



Digitizing and Recording

Multiple inputs, from up to several hundred sources, are routed through a multiplexer switch array under stored program control. At no penalty in sampling rates over conventional systems, the AMBILOG 200 converts incoming data to engineering units for recording or monitoring. An analog-to-digital converter performs a complete 15-bit conversion in 4 microseconds for digital storage, recording or outputting.



Display Generation


Multiple analog outputs facilitate close man-machine relationships in systems involving visual displays. Points of an image stored in memory are rotated through three space angles and projected on a CRT at a 50 Kc rate. Co-ordinate transformation is accomplished simultaneously with digital-to-analog conversion.

For technical reports describing in detail these and similar AMBILOG 200 applications, write I. R. Schwartz, Vice President.

Adage
INC

1079 Commonwealth Avenue, Boston,
Massachusetts 02215

FAIR



13

ROCHESTER

**Anyone designing a third generation computer
without micrologic integrated circuits isn't
designing a third generation computer.**

Micrologic: Fairchild Semiconductor's Trade Name for Analog and Digital M
CIRCLE 5 ON READER CARD

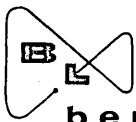

B-L 120

Microfilm Printer/Plotter

The B-L 120 is the **FIRST** Second Generation CRT microfilm Printer/Plotter on the Market Today.

The B-L 120 is a truly expandable, modular system, completely **solid-state** and features the latest in high reliability silicon logic circuits.

- Truly off line — does not require expensive computer tape transport
- Through-put — 120 frames per minute for both 556 and 800 bpi tapes
- 64 character selection with 128 character option
- Vector line drawing and axes line drawing
- Handles either 16mm or 35mm monochromatic film
- Tape transport compatible with all 7-track, 1/2-inch magnetic tapes or 9-track, 1/2-inch magnetic tape
- Optional "Quick-Look" hard copy-exposure simultaneous with film




benson-lehner corporation

14761 CALIFA STREET
VAN NUYS, CALIFORNIA
781-7100

Demonstrations Now Being Conducted at Van Nuys

CIRCLE 6 ON READER CARD

DATAMATION



october
1965

volume 11 number 10

President FRANK D. THOMPSON
Publisher GARDNER F. LANDON

Editor ROBERT B. FOREST
Managing Editor & Art Director CLEVE MARIE BOUTELL
Associate Editors EDWARD K. YASAKI
WILLIAM J. ROLPH
HEIDE E. HESS
ANGELINE PANTAGES
CHARLES WHITE
Assistant Editor HOWARD BROMBERG
Eastern Editor ROBERT V. HEAD
European Editor JAMES McCROHAN
Contributing Editors ROBERT L. PATRICK
DANIEL D. McCracken
LOWELL AMDAHL
Washington Reporter MARILEE PITMAN
Editorial Adviser ALGENE TRAINA
Technical Consultants

Production Manager
Circulation Mgr.

Eastern District Managers JAMES M. MORRIS
WARREN A. TIBBETTS
FELIX CHARNEY
141 E. 44th St., New York N.Y. 10017
[212] Murray Hill 7-5180

New England District Manager & Vice President WARREN A. TIBBETTS
112 West Haven Rd.,
Manchester, N.H., [603] National 5-9498

Midwest District Manager JOHN BRENNAN
205 West Wacker Drive, Chicago, Ill. 60606
[312] Financial 6-1026

Western District Manager & Vice President HAMILTON S. STYRON
1830 W. Olympic Blvd., Los Angeles, Cal., 90006
[213] 385-0474

EDITORIAL OFFICES
1830 WEST OLYMPIC BLVD.
LOS ANGELES, CALIF. 90006



Circulation audited by
Business Publications Audit



Member,
American Business Press, Inc.

Microfilm copies of **DATAMATION** may be obtained from University Microfilms, Inc., 313 No. First St., Ann Arbor, Michigan. **DATAMATION** is published monthly on or about the tenth day of every month by F. D. Thompson Publications, Inc., Frank D. Thompson, President, Executive, Circulation and Advertising offices, 141 East 44th Street, New York, New York 10017 (Murray Hill 7-5180). Editorial offices, 1830 W. Olympic Blvd., Los Angeles, California 90006. Published at Chicago, Ill. **DATAMATION** is circulated without charge by name and title to individuals who qualify by our standards and are employed by manufacturers or users of automatic information-handling equipment in all branches of business, industry, government and the military. Available to others by subscription at the rate of \$15.00 annually; single issues (when available) \$1.50. Annual rate for students: \$7.50. Foreign subscriptions are on a paid basis only at a rate of \$25.00 annually. No subscription agency is authorized by us to solicit or take orders for subscriptions. Controlled circulation paid at Columbus, O. Form 3579 to be sent to F. D. Thompson Publications, Inc., 205 W. Wacker Dr., Chicago, Ill. 60606. Copyright 1965, F. D. Thompson Publications, Inc.
Printed by Beslow Associates, Inc.

THIS ISSUE 58,952 COPIES

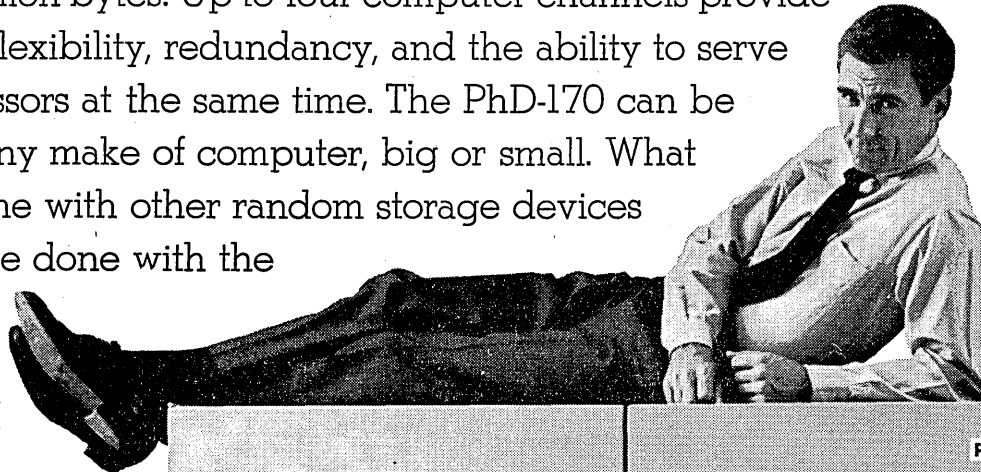
DATAMATION

The creative systems designer and the Bryant PhD-170 were made for each other.

He finds himself with unlimited programming possibilities and a chance to plow new fields in advanced computer applications. The PhD-170 multiple channel drum has simultaneous random read-write access to 21 million bytes. Up to four computer channels provide programming flexibility, redundancy, and the ability to serve multiple processors at the same time. The PhD-170 can be plugged into any make of computer, big or small. What couldn't be done with other random storage devices

can now be done with the
PhD-170,
inexpensively.

Just imagine!



BRYANT

COMPUTER PRODUCTS

A Division of EX-CELL-O Corporation

850 Ladd Road • Walled Lake, Michigan 48088



© Computron Inc. 1965

Did the Vikings introduce computer tape to our shores as early as 789 A.D.?

Dr. Jerome B. Dewdrop believes they did. According to Dr. Dewdrop, the occasion was the landing in Narragansett Bay of a group of Norse singers bound for the first Newport Jazz Festival. The group included, in addition to the Vikings, such long-maned attractions as Erik and the Reds, The Four Norsemen, and one Bea Striceland, who sang "Melancholy Baby" accompanied by lyre.

As for the view that data processing equipment was *not* introduced until much later, as a result of the work of the 17th century mathematical wizard Descartes, Dr. Dewdrop poo-poo's it.

*Reg. T.M. Computron Inc.

"An interesting theory," scoffs Dr. Dewdrop in his classic study entitled 'The Vikings and All That Jazz', "but just one more case of putting Descartes before the Norse!"

One of a series of documentaries made possible by COMPUTRON INC., a company even more interested in making history than fracturing it. Our Computape is so carefully made that it delivers 556, 800 or 1,000 bits per inch — with no dropout. Available with 7, 8, 9, 10, 16 channel or full-width certification to meet your systems requirements.

Now — if Computape can write that kind of computer tape history — shouldn't you be using it?



COMPUTRON INC.

MEMBER OF THE **BASF** GROUP
122 CALVARY STREET, WALTHAM, MASSACHUSETTS

COMPUTAPE — product of the first company to manufacture magnetic tape for computers and instrumentation, exclusively.

DATA MATION 65 [®]

october
1965

volume 11 number 10

- 24 **HYBRID COMPUTATION**, by **Thomas G. Hagan**. Tutorial fits hybrid developments into historic perspective and classifies systems into four types.
- 29 **SIMULATION SOFTWARE**, by **Ralph T. Dames**. A description of one company's software package for real-time simulation. The software applies to both all-digital and to hybrid simulation.
- 37 **THE EAI 680**, by **Paul Landauer**. A look at the latest hybrid computer.
- 38 **HOW TO TELL IF IT'S FORTRAN IV**, by **Daniel D. McCracken**. More than two dozen languages are called FORTRAN IV, but they differ widely in source language features. Here are two tests to determine which is the real F-IV. Comparison charts list some of the more important features offered in compilers of leading manufacturers.
- 42 **COMPUTER CHARACTERISTICS & THE ROLE OF SOFTWARE**, by **David E. Weisberg**. The quarterly publication is updated with new processors, and, to place hardware features in proper perspective, the importance of software is discussed.
- 43 **THE DPMA FALL CONFERENCE**. Big doings in Dallas are scheduled by the Data Processing Management Assn. at its annual fall meeting, Nov. 3-5. A technology panel features Eckert and Mauchly, Fred Brooks and John Weil.
- 44 **PROGRAMMING DOCUMENTATION**, by **Robert G. Snyder**. Although documentation is a byproduct of a good systems job, this laborious task becomes even more important during computer system conversion. Here's what goes into an effective job manual.
- 53 **THE ACM NATIONAL CONFERENCE**, by **Angeline Pantages**. The new "in" term is reactive typewriter, receiving increasing attention at this Cleveland computer conference, attended by more than 1,000.
- 54 **OPERATING SYSTEMS: ONE INSTALLATION'S EXPERIENCE**, by **Robert F. Brockish**. Covering both business dp and scientific computing, the author considers the pros and cons of operating systems in discussing job throughput and programmer productivity. He also describes procedures followed in a system conversion.
- 67 **CIRCUIT MODULES & COMPUTER TRAINING**, by **David B. Denniston**. Described is the Army's use of off-the-shelf circuit modules to teach the fundamentals of computer organization, operation and maintenance, as well as programming. Student-soldiers build a digital computer, and experience simulated on-line operating conditions for I/O gear.
- 69 **MENCKEN REVIEWS AUTOMATION**. From an acrid attic archive is retrieved what may be the year's most important literary find.
- 77 **COMPUTER SCIENCE EDUCATION IN EUROPE**, by **Peter C. Patton**. The variety of approaches to the teaching of this subject by European universities is described. While still behind some U. S. schools, increasing attention is being devoted to the need for qualified computer scientists.
- 81 **AN ON-LINE SAVINGS & LOAN SYSTEM**, by **Neal J. McDonald**. System organization, hardware and software are covered in this description of an installation with 21 on-line terminals.
- 85 **AN INTERACTIVE SESSION ON INTERACTIVE SOFTWARE**, by **Robert L. Patrick**. One of the "discuss only" sessions at the upcoming FJCC receives a critique, based on preprints of papers being made available to prospective attendees.
- 122 **THE AUSTRALIAN COMPUTER MARKET**, by **Ric Allen**. Latest survey shows relative strengths and weaknesses of mainframe manufacturers fighting for a share of this island-continent market.

automatic
information
processing
for business
industry & science

- | | | | |
|----|----------------------------------|-----|----------------------|
| 10 | Calendar | 99 | World Report |
| 13 | Letters to the Editor | 103 | The Datamart |
| 17 | Datamation in Business & Science | 105 | New Briefs |
| 21 | Washington Report | 113 | New Products |
| 23 | The Editor's Readout | 120 | New Literature |
| 95 | Books in Datamation | 130 | People in Datamation |
| 96 | Poem | 141 | Advertiser's Index |

To make computers as good as these you've got to be simple-minded.

People ask us how it is possible for SDS computers to be faster, more reliable, and cheaper than other companies' machines.

The answer is simple.

SDS computers are simpler than other people's. They do the job with fewer circuits. Not nearly as many parts.

Fewer circuits make them faster. Fewer parts make them more reliable. Both make them cheaper.


It's hard to design simple computers. Much harder than designing complicated ones.

It's so hard that nobody will try to do it without a strong incentive.

Our incentive is greed. We believe that if we can make better machines than anybody else, and sell them for a lot less money, we can get rich in the computer business.

So far we're doing very well.

We've found a lot of people who are willing to pay less money for computers that do more work.




We make these six real-time computers and a lot of stuff to go with them:

SDS 9300 is our biggest. It has a basic core memory of 4096 words, expandable to 32,768 words, all directly addressable. One standard and any number of optional buffered input/output channels with rates to 572,000 words per second. Input/output simultaneous with computation up to 1024 levels of priority interrupt. Memory cycle time 1.75 μ sec. Execution times, including all addressing and indexing: Fixed point (24 bits plus a parity bit): add 1.75 μ sec, double precision add 3.5 μ sec, multiply 7.0 μ sec,


shift (24 positions) 5.25 μ sec. Floating point (39-bit frac., 9-bit exp.): add 14.0 μ sec, multiply 12.25 μ sec.

SDS 930 is next. Same memory and gen-




eral description as the 9300. Only the execution times are different: Fixed point (24 bits plus a parity bit): add 3.5 μ sec, multiply 7.0 μ sec.


SDS 925's basic core memory of 4096 words is expandable to 16,384. From there on the specs are the same as the 9300 and 930, except the execution times: Fixed point (24 bits plus a parity bit): add 3.5 μ sec, multiply 54.25 μ sec.




SDS 920 has the same memory capacity and priority interrupt as the 925. One standard and one buffered I/O channel with rates to 62,500 words per second. Memory cycle time 8.0 μ sec. Execution times: Fixed point (24 bits plus a parity bit): add 16.0 μ sec, multiply 32.0 μ sec.



SDS 910 has a basic core memory of 2048 words, expandable to 16,384, all directly addressable. Everything else is the same as the 920 except the execution times: Fixed point (24 bits plus a parity bit): add 16.0 μ sec, multiply 248.0 μ sec.



SDS 92 is our integrated circuit baby. It has a basic core memory of 2048 words, expandable to 32,768, all directly addressable. Memory "scratch pad" reduces both program size and execution time. Hardware index register; indexing requires no additional time. One standard and any number of optional buffered I/O channels with rates to 572,000 words per second. Up to 256 levels of priority interrupt. Memory cycle time 1.75 μ sec. Execution times, including all accesses and indexing: Fixed point (12 bits plus a parity bit): add 3.5 μ sec, multiply 8.75 μ sec, divide 22.75 μ sec.



And here's some of the stuff that goes with them:

Fortran IV for all SDS computers (it's ASA Fortran IV, and then some).

SDS Rapid Access Disc Files (we call them RAD Files) which store from 528,000 to 8,000,000 characters, with access times as low as 500 μ sec and transfer rates as high as 480,000 characters per second. RAD Files give the speed and capacity of drums at the price of discs.

SDS new high-reliability magnetic tape drive. Single capstan and full-vacuum columns eliminate tape wear and skew, maintain uniform tension. IBM-identical tape format and guide path assures compatibility.

SDS Business Programming Package permits SDS computers to perform decimal and character operations with the same ease as standard arithmetic.

Scientists and engineers have snapped these machines up. We have more computers working on line in real-time systems than any other company.


Some of them use their leisure to run payrolls. It's a nice change of pace after the hard work of real time.

How much do SDS computers cost?
If you ask us we'll tell you.

Scientific Data Systems

1649 Seventeenth Street, Santa Monica, California
Offices in principal cities throughout the world.





**neatly stuffing
a 100-channel analog multiplexer
and an a/d converter
into one chassis**

was simple for Charley. But he can't put
the 6-ball in a great big side pocket.

That's Charley Krause, Project Engineer in the EECO 762 Multi-Channel ADC. He's okay at engineering, but purely bad at pool.

He designed the EECO 762 into 7 inches of standard rack space. Gave it a nice high (100 megohm) input impedance, a 100% duty cycle and a 14-bit-binary output. And managed to get an overall $\pm 0.02\%$ accuracy out of the thing, with 29,000 to 44,000 conversions a second. He insists you get a lower per-channel cost (in less space) than by any other approach!

But turn him loose near a pool table? You better have your felt patches handy!

Most people would have shown you a picture of the equipment instead of Charley. But you know this rack-mounted stuff. You've seen one, you've seen them all... anyway, it's what's inside that counts. Of course, if you insist on seeing what the EECO 762 looks like (or if you don't really believe we've got one), I suppose we could send you a data sheet. It has pictures and specs and things. If you're thinking of writing, you might enclose a buck or two for pool lessons for Charley.

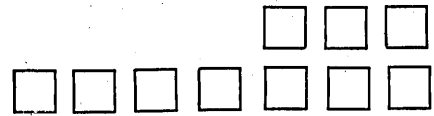


Electronic Engineering Company
of California

Box 58, Santa Ana, California 92702
Phone (714) 547-5501

CIRCLE 10 ON READER CARD

DATA MATION
calendar



- Advanced Seminar for ADP will take place in Rome, Italy, Oct. 7-April 7. Four months will be devoted to theoretical studies, and two months on the practical training in governmental and private organizations in European countries. Sponsor is International Computation Centre. Cost: \$1,050.
- Following courses are being offered by American Univ., Wash., D.C.: "Management Information and Data Transfer Systems," Oct. 18-21; "The Computer and Urban Affairs," Nov. 8-10; "Information Problems in the Pharmaceutical Industry," Nov. 15-18; Short course on "Electronic Information Displays," Nov. 15-18; "The Computer Impact on the Law," Nov. 30-Dec. 3. Cost: \$150-200. Place: Twin Bridges Marriott Motor Hotel, Wash., D.C. except for the pharmaceutical meeting, which will be held at Drexel Institute, Philadelphia, Pa.
- Symposium on economics of edp is scheduled Oct. 19-22 in Rome, Italy. Sponsor is International Computation Centre.
- The H-800 Users Assn. will hold its fall conference at the Jung Hotel, New Orleans, La., Oct. 20-22.
- Members of CUBE (Cooperating Users of Burroughs Equipment) will meet Oct. 20-22, Sahara Hotel, Las Vegas, Nev.
- Society of Photographic Scientists and Engineers will hold a symposium, "Photography in Information Storage and Retrieval," Oct. 21-23, Marriott Twin Bridges Hotel, Wash., D.C. Co-sponsor is Army Research Office.
- The national electronics conference will be held at Chicago's McCormick Place, Oct. 25-27.
- Computer workshop for civil engineers is scheduled for Oct. 25-27, Purdue Univ., Lafayette, Ind. Co-sponsor is American Society of Civil Engineering.
- Courses on "EDP Audit and Controls" will be held Oct. 25-29, Doric

DATAMATION



ANNOUNCING

3200 FCI

(Phase encoding recording at 1600 BPI)

Effective October 15, a new MAC Panel heavy duty computer tape will be available full-width tested and guaranteed at 3200 FCI [Flux Changes per Inch.] This new magnetic tape is especially manufactured and tested for IBM's new 2400 series tape units. Another result of MAC Panel's continuing research and technological efforts designed to meet the ever-changing needs of the data-processing industry.

MAC


MAC PANEL COMPANY • High Point, North Carolina

CIRCLE 11 ON READER CARD



Relaxed maintenance.

We're not suggesting your maintenance man work this way, just because your computer room has new G-E Perma-Kleen Floor Tile. Can't blame a fellow for wanting to relax a little, though, because all this new tile requires is routine dry or damp mopping . . . you never wax, polish, buff, scrub, strip or recondition. It's non-porous, non-static, non-indent . . . practically non-maintenance. With the great savings in lower maintenance costs and less computer downtime, maybe your job will be more relaxing, too. For details, write: General Electric Company, Dept. 3, Coshocton, Ohio 43812.



G-E Perma-Kleen Tile on free-access floor system installation in Linden, New Jersey.

GENERAL ELECTRIC

LAMINATED PRODUCTS DEPARTMENT

CIRCLE 12 ON READER CARD

CALENDAR

Dinkler Motor Hotel, Los Angeles. Courses are sponsored by the Automation Training Center, Phoenix, Ariz.

- Electronic Associates Inc. is offering the following courses: "Hybrid Computation," Oct. 25-30, Princeton Computation Center; "Digital Computation," Oct. 4-8, Los Angeles Computation Center, Nov. 29-Dec. 3, Princeton Comp Center; "Modern Methods in Analog Simulation," Oct. 18-23, Princeton Center. Fees are from \$200-275.

- Business Equipment Manufacturers Assn. will hold its business equipment exposition/conference Oct. 25-29, New York Coliseum and New York Hilton.

- Seminar "EDP: Purchasing-Buying by Computer" will be held Oct. 19-21, N.Y., Oct. 26-28, San Francisco, Nov. 2-4, Atlanta, Ga. Cost: \$250 members, \$275 nonmembers. Sponsored by National Defense Education Institute.

- SWAP Users Group will meet Oct. 4-5, Radisson Hotel, Minneapolis, Minn. and CO-OP Users Group will meet Oct. 26-28, Maison Internationale Des Chemis de Fer, Paris, France. Both are Control Data user organizations.


- The Systems and Procedures Assn.'s International Systems Meeting is scheduled for Nov. 1-3, Palmer House, Chicago, Ill.

- RCA Institutes, Inc. will sponsor two seminars: "Digital Systems Engineering," Nov. 1-5, Hotel Astor, N.Y., and "Digital Electronics," Dec. 6-10, Marriott Key Bridge Motor Hotel, Wash., D.C. Fee: \$300, group rates available.

- Symbolic control seminars are being offered by IIT Research Institute, Chicago, Ill. — "NC Management," Nov. 2, and "APT PERT Programming," Nov. 15-19. Fees: \$35, \$200, respectively.

- Data Processing Management Assn. will hold its fall meeting and business exposition, Nov. 2-5, Adolphus Hotel, Dallas, Tex. Theme: "Management—Technology and Direction."

letters



interrupts & software

Sir:

While the article, "Characteristics of Priority Interrupts" by Emil R. Borgers (June, p. 31) covered many important characteristics, design considerations, and future design goals of priority interrupts, I believe that Mr. Borgers omitted several design features which would be useful from the software viewpoint and which would increase priority interrupt flexibility. These features are an interrupt "ignore," an arm/disarm mask control, and a software-generated pseudo-interrupt.

In programming, it is sometimes desirable to "ignore" an interrupt that has arrived during the interval for which that interrupt line was disarmed after the line has been "rearmed." The programmer may wish to ignore the interrupt which occurred during the disarmed period because, if the interrupt is "spurious" (due to malfunction) or neither desired nor needed for program control, the recognition of the interrupt would cause control problems. Yet, within the same program, he may wish to service interrupts occurring on other disarmed interrupt lines when they are rearmed. This "ignore" feature can be program implemented, but adds to program overhead and complexity. The interrupt hardware can be designed to always "ignore" or not "ignore," but this approach is inflexible. In a recent computer-to-computer communication application, this feature could have been most useful. In this application, it was essential on some interrupt lines that the interrupt was either "ignored" or "not ignored," depending on the circumstances at the time that the interrupt was received.

A programmable arm/disarm mask control would be most useful to arm/disarm subsets of interrupt lines with one operation. Here, each bit in the mask would represent an interrupt line which would be armed or disarmed depending on whether or not the bit was set. The programmer would arm or disarm subsets of interrupt lines by setting the appropriate bits in the mask. This feature is especially useful in real-time applications where execution time and core storage come at a premium. While some gen-

eral purpose computers have this arm/disarm mask control, it is often unavailable even as an option.

When a general purpose computer has a priority interrupt feature but not the capability to selectively arm and disarm interrupt lines, a means of generating a "pseudo-interrupt" would be useful. This pseudo-interrupt would be program-generated and would permit a program to be advanced to a higher interrupt priority level without the necessity of receiving an interrupt at that level. The purpose of this feature is to avoid being interrupted at the higher interrupt level as well as all lower interrupt levels. The result would be a specialized arm/disarm feature with flexibility somewhere between a simple priority interrupt and a fully selective arm/disarm capability.

Several further comments on the subject of priority interrupts come to mind. When the selective arm/disarm or the pseudo-interrupt capability is added to a system, a separate method should be available for disarming all interrupts whether armed or not and, at some later time, rearming only those interrupts which were armed prior to the "general" disarming. In other words, the entire interrupt system could be disarmed, but when rearmed, the previously existing arm/disarm status of the interrupt lines would be restored. The ability to disarm all interrupts is useful in eliminating the necessary housekeeping of arm/disarm status and the later restoration of this status which would otherwise be required. However, this ability would be essentially useless if the previously existing arm/disarm status was not automatically restored.

Thus far, several logically different but related types of arm/disarm capability have been either explicitly or implicitly covered. These are the "generalized" arm/disarm of the previous paragraph, the selective arm/disarm of the subject paper, and the arm/disarm implied by priority where all interrupts of the same or lower levels are disarmed while an interrupt of a given priority level is being processed. There is at least one other type: a programmed capability to ignore one or more interrupt stimuli that may cause an interrupt on a single interrupt line when there are not enough interrupt lines for all required interrupt stimuli.

Furthermore, there are at least three synonyms that are used interchangeably with arm and disarm: namely, for arm—enable, allow, and uninhibit; and for disarm—disable ignore, and inhibit. Consequently, it is most awkward to document or discuss clearly and concisely a system which

uses all of these types. Considerable confusion arises when one is forced to go from one terminology to another as he goes from one system to another. The diversity of symbology and terminology seems to be common in other areas of the digital computer field. Time wasted in the translation process wastes the resources available to the field; obviously, standardization is essential.

I propose as standard priority interrupt terminology the use of enable/disable for the "generalized" arm/disarm capability, of arm/disarm for the selective interrupt characteristics described in the subject paper, and of inhibit for the temporary disarming which results from a higher priority interrupt.

J. G. BENNETT

Silver Spring, Maryland

reprogramming conference

Sir:

I agree with Mr. Gordon that there was relatively little material presented at the Reprogramming Conference (July, p. 88) which the professional programmer could find stimulating or new. However, I think that Mr. Burge's presentation was an outstanding exception . . . and . . . the highlight of the sessions.

I felt that it was a refreshing exception, that the level of reflection and creative power that the paper represented was unique, and Mr. Burge had once more confirmed his international reputation as an important source of new ideas in information processing. I am a little put off that Mr. Gordon chose to make a somewhat glib comment about the presentation, rather than to consider the potential of the contents of the paper. If booby prizes are awarded for lack of taste or judgment in critical review, I am afraid that this reward has been earned by the last paragraph of the published review.

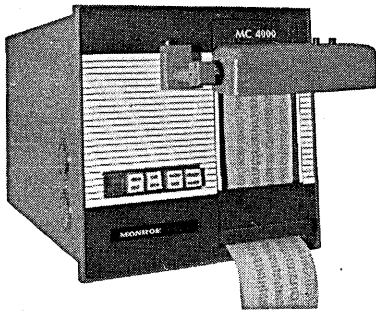
One further observation, with reference to Mr. Goetz's paper. I should like to find the systems programmer confronted with a DATAMATION-published comparative compilation speeds and with users who are very concerned nowadays about executive system overhead, who feels he can afford the luxury of not considering minimum object time execution as the "*ne plus ultra*." Of him, it can be said, as Solon said of Pisistratus, "He is more brave than some and more wise than others."

H. LORIN

New York, New York

Author's reply: The content of Mr. Burge's paper may indeed have the qualities attributed to it by Mr. Lorin. But this alone does not

RELIABILITY



Ultra high speed
Monroe DATALOG®
MC 4000 Printer
delivers

**6000 lines
per minute!**

That's 100 lines per second, synchronous or any speed less than 100 lines per second that your application might require. The MC 4000 is truly synchronous or asynchronous.

A non-impact printer. Completely silent. Absolute reliability.

It's available in a numeric model (15 characters in each column) or in an alphanumeric model (43 to 64 characters in each column). Both models are 32 columns wide and have the same 6000 lines per minute printing speed.

Look at these MC 4000 features: Character serial input, bit parallel. Data transfer time of 50 microseconds (no buffers required). Only two moving parts—the paper feed stepping motor and the fan. Compact: 10½" high, 10¾" wide. Rack mount available. All solid state with cathode ray tube through fiber optics.

Any 4 line code for the numeric model; any 6 line code for the alphanumeric model. Any logic level.

Price, just \$5650 for the numeric, \$5850 for the alphanumeric model.

Reliable. Silent. Ultra high speed. Synchronous or asynchronous.

And, like all Monroe DATALOG printers, the MC 4000 is covered by a full year's warranty with on-site maintenance.

For additional information, specification sheets or a demonstration, write or call Monroe DATALOG Division of Litton Industries, 343 Sansome, San Francisco. (415) 397-2813.

MONROE DATALOG 

A DIVISION OF LITTON INDUSTRIES

LETTERS

qualify its author to make the presentation orally—so the fact of its presentation and the comments of my neighbors tell me. I refer again to my letter to the editor in the July issue to support my view.

The seeking and finding of a systems programmer who is concerned with effectiveness may be likened to the search of Diogenes: doomed to fruitlessness. Who should care how fast the wrong problem is solved if no one cares enough to consider that it might be the wrong problem? Of course, the coders of this world.

answering the call

Sir:

Re: Thogonal, R., "Pessimism Programming" (Aug., p. 48). Although his heart was in the right place, the author has made a serious blunder which could result in vast losses of inefficiency. His square root routine, PROOTY, appears to be considerably more efficient than he intended. By setting PABIT with the PON pseudo-operation (equal to 2^{33}) he has created a situation whereby all arguments less than or equal to 2^{31} will exit in approximately 50 usec (7090 time). Even though his results will be incorrect, this is intolerably fast. Utilization of the pseudo-operation PABIT PZE 1 will result in execution times more in line with the stated goals, while still preserving the inaccuracy of the results.

Furthermore, Mr. Thogonal has overlooked one of the oldest and most obvious pessimization techniques in the industry—assembling all data as program constants. Judicious use of this technique will insure re-assembly for every run of a program which, in the case of frequently-used production jobs, can compensate for any efficiencies accidentally built into the coding.

E. LYPTICAL

El Segundo, California

Author replies: It's nice to know that the eggheads are in accord with us squares in our search for inefficiency. Mr. Lyptical's correction is in complete accord with my original intention. This also illustrates that an incomplete understanding of the assembly routine can aid in Pessimism. An occasional incorrect answer is good for any program.

Sir:

Mr. Thogonal's discourse overlooked some of the more effective tools of his trade. Rather than limit himself to assembly language programming (some of the better macroinstructions can help), he should explore the calling linkages in FORTRAN IV, and with

a little effort (primarily in resuscitating an earlier, strictly to design objective, version of IJOB) can turn out a program which compiles as pessimistically as it executes. Or, with no effort at all, he can use PL/I.

AL GORITHM

Wappinger Falls, New York

marginal utility

Sir:

At the risk of sounding pedantic, I would like to take exception to some aspects of Donald V. Etz' article, "The Marginal Utility of Information" (Aug., p. 41). The following points seem relevant:

1. Economic theory asserts that demand curves are downward sloping—the lower the price, the greater the quantity of a good demanded. However, economic theory says nothing more about the shape of such curves. This is as true of the marginal utility theory that Mr. Etz cites (generally regarded as tautological by modern economists) as it is of currently accepted formulations.

2. Textbook expositions of demand typically draw curves that are either linear or convex to the origin. Empirical work almost always assumes that demand curves are linear in the logs (and therefore convex to the origin). Thus Mr. Etz' demand curves, which are concave to the origin, are in no sense "typical."


3. The identification of the slope of the demand curve with terms such as "affluence" and "subsistence" is due to Mr. Etz, not to the economics profession. *A fortiori*, so is the explanation of the (purported) neglect of marginal utility by the early economists.

4. It is entirely possible that the demand curve for information is concave to the origin, as Mr. Etz asserts, and thus that his conclusions are in fact correct. However, economic theory neither supports nor rejects the assertion. The educated guess of most economists would be that the demand curve is not concave to the origin over the relevant range and thus that linear extrapolation of the curve would not provide an overestimate of the response to a price decrease. But that would be only a guess. Either result is possible in theory.

I hope that these complaints will not be taken as an attempt to stifle the utilization of economic theory by the computing profession. A great deal can and should be done to bring the two together. *Datamation* is to be congratulated for encouraging such

(Cont. on p. 133)

NEW



INTEGRATED CIRCUIT 1 μ SEC CORE MEMORY

New ICM-40 microcircuit, coincident current, random access core memories feature full cycle operation in 1 μ SEC (less than 500 nsec access time). ICM-40s feature price, size and reliability advantages of integrated circuit μ -PACtm logic.* Word capacities to 16,384 in a 5 $\frac{1}{4}$ " high unit for mounting in a standard relay rack. Design permits pull out front of rack access. Operating temperatures from 0°C to +50°C, with broad margins. Clear/Write, Read/Restore and Read/Modify/Write are standard modes of operation. ICM-40 interfaces comfortably with both discrete component and integrated circuit systems. Low power dissipation.


*More than 20 months of in-house funded research went into development of the standard μ -PAC line of 5 mc silicon monolithic integrated circuit modules.

30 SALES OFFICES: NEEDHAM, MASS.; FOREST HILLS, N.Y.;
LEVITTOWN, PA.; SYRACUSE, N.Y.; SILVER SPRING, MD.; HOUSTON,
TEXAS; HUNTSVILLE, ALA.; ORLANDO, FLA.; DES PLAINES, ILL.;
DETROIT, MICH.; CENTERVILLE, OHIO; LOS ANGELES, CALIF.;
PALO ALTO, CALIF.; KENT, WASH.; ALBUQUERQUE, N.M.



COMPUTER CONTROL COMPANY, INC.
OLD CONNECTICUT PATH, FRAMINGHAM, MASSACHUSETTS 01702

CIRCLE 14 ON READER CARD



From ASI's continuing program of new product development

Behind this ASI console stands more than a superior computer . . .

Behind the ASI Computer stands a proven company policy to provide support and service to you as an ASI Computer user.

In addition to high productivity hardware, Advanced Scientific Instruments supplies its customers with as many, or more, extras as any other digital computer manufacturer. All resources of ASI are committed to providing all the support and service required in your application.

This support may take the form of special programs, in addition to the high speed Extended FORTRAN Compiler or the One-Pass Symbolic Assembler. It may be the quick reaction, top-level assistance to "black box" system integration with any other computer-associated device.

ASI

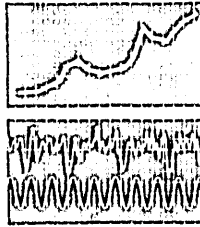
ASI service includes not only the customary programming, installation, and maintenance service but also the custom handling that is available only through a supplier who treats each customer individually.

All hardware is designed with the latest state-of-the-art improvements. Monolithic integrated circuitry and advanced packaging techniques are incorporated in the ADVANCE Series computers.


Even in regard to price, based on a competitive study, ASI offers equipment with more productivity per dollar than any competitive units.

Contact us now — an ASI representative will show you the special services which can facilitate your computer installation.

ADVANCED SCIENTIFIC INSTRUMENTS
DIVISION OF ELECTRO-MECHANICAL RESEARCH, INC.
8001 Bloomington Freeway, Minneapolis, Minn. 55420



BUSINESS & SCIENCE



SOME 360 SOFTWARE DELAYED

Don't look now, but IBM is slipping some of its 360 software deadlines. Exactly what's being delayed is hard to pin down, but IBM does admit that there will be "deferments on some of the more complex programs," noting in the same breath that all of the "basic programming support" has been delivered on schedule. Background: IBM offers three levels of programming support for the 360. In order of increasing complexity, they are: basic programming support, basic operating system, and OS/360. Thus the delays -- expected "generally" to range from 30-90 days -- seem to affect the two upper categories, including Cobol. No measurable delays are expected on emulators. Says IBM: "Most of our customers will be unaffected."

STOCK MARKET TIP: BUY INTO LAW FIRMS

Scientific Data Systems is throwing rocks at Scientific Control Systems, new Dallas computer firm, with a suit filed in U.S. District Court for the Northern District of Texas. It alleges that SCS has appropriated SDS product design, copyrighted material, business reputation, trademark, and trade name value. The SDS complaint says that the defendant "has entered into a scheme to appropriate plaintiff's business, good will and business organization and its products by deceptive use of the mark SCS and the name Scientific Control Systems so that defendant's products have been and will be passed off as those of plaintiff's...has been and continues publishing, selling, and otherwise marketing its computer manuals which are in a large part copied and/or paraphrased from the computer reference manuals of plaintiff..." SCS, however, says that SDS "is using litigation as a means to slow down the progress and recognition that we have attained in the data processing field."

MORE ON-LINE UTILITY HOPEFULS APPEAR

Tieline, a new San Fran outfit, kicks off a big promotional campaign Oct. 27, offering 16 bay area franchises for computerized classified ads. Using Sanders Assoc. display terminals and an RCA 3301, the franchises will sell "space" for classified listings on the computer, which will match phoned-in requests against the appropriate file, displaying the phone no. of listings which meet the requestor's specs. Later, Tieline plans to offer a total of 58 franchises covering 111 cities, broaden the scope of services to include hotel reservations and the like, eventually aims at a universal credit card. A franchise will cover a telephone exchange area; prices will be based on the number of phones, are expected to be "extremely competitive" with classified rates. If Tieline succeeds, Sanders expects to sell 1000 CRT's, with the computer orders going to RCA.

and diversified to meet the growing challenges of our
 ston, Texas, Wolf personnel are playing a key role in
 id in space science studies and programming services
 Boston area, WRDC is now providing analysis and
 , in addition to our service to Project Space Track,
 een the opening of a Los Angeles office to provide
 WRDC has been solving advanced analytical problems
 utation has been built on our technical competence.
 ans for advanced analytical studies (advanced degree
 NTIFIC PROGRAMMERS/ANALYSTS — Positions in our
 th a BS degree in Math, Physics, or Engineering, and
 of aerospace problems. **COMMERCIAL PROGRAMMERS**
 ed for our Houston and Washington operations.

Box 1836, Baker Avenue, West Concord, Mass. 01781

*"They laughed
when I sat down to play
the Mathatron."*



"Little did they realize then that this was no ordinary \$5,000 Mathatron. All they could see was the simple algebraic keyboard, and the paper tape readout.

"But underneath the Mathatron, cleverly disguised in the table, was capacity bringing the totals to 48 individually addressable storage registers, 480 steps of program memory, 18 prewired programs of 48 steps each, increased speed, and added program control!

"By my right hand, unknown to those snickering on my left, close by the candelabra, was an additional control box which told me, by blinking lights, which of the 10 loops I was addressing. And there were other buttons there, too.

"When I finished my evaluation of the formula involving trigonometric, logarithmic and other functions, matrix manipulations, triangulation and the solution of polynomials, they applauded generously." Send for complete details.

MATHATRONICS, INC.

257 Crescent Street, Waltham, Massachusetts 02154 (617) 894-0835

Mathatron 8-48 plus Auxiliary Program Storage: ferrite core memory, 100 column number capacity, 8-9 significant digit accuracy, automatic decimal placement, all solid state logic & circuitry. Page printer, paper tape punch/reader and other accessories available.



THE RIDE

... and the best engineers tend toward the

You can spot the best engineering companies (average), their technical management departments (our floor space has doubled in the last year page advertisement, so we'll only refer you

As for the best engineers, they almost in

How about you?

Positions exist in nearly all major areas of

**MICROELECTRONIC PACKAGING ENGINEERS
LOGIC DESIGN ENGINEERS
SYSTEMS ENGINEERS
SYSTEMS EVALUATION ENGINEERS
DESIGN ENGINEERS**

Interested Engineers are invited to forward resumes to Mr. Edwin Barr, Employment Supervisor, Honeywell, 111 Main Street, Dept. DA01, Waltham, Massachusetts 02154.

Opportunities exist in other Honeywell Divisions. Send resume to Mr. Barr.

Meanwhile, Peter James, president of Photomagnetic Systems in D.C., says he's getting ready to put a computer in every small business and home -- via touchtone telephone -- for \$15/month.

PROPRIETARY PROGRAM
PROGRESS: 10 COPYRIGHTS,
ONE JAIL SENTENCE

Only 10 programs had been listed with the Copyright Office at last check, a few from individuals but most from corporations. New listings came from Burroughs -- with a version of FORTRAN II for the B5500 developed at the U. of Indiana -- and from Bell Labs for a permutation index program. Meanwhile, another angle on the whole copyright/proprietary information problem appeared as a Texas Instruments employee drew five years in jail from a Texas court for selling a TI programming system to a user firm.

HEY, MAC, YOU WANNA BUY
A USED COMPUTER...CHEAP?

Shady wheeler-dealers are appearing on the used computer scene. Making verbal bids for used computers, they then try to line up a customer. If none appears, they welch on the deal, leaving their "client" with a machine that has depreciated even more. Advice from one legitimate broker: deal with the likes of him, somebody who works on a percentage basis, and who usually reveals names of buyer and seller. Check the credit rating of the company you're buying from. Try to get a deposit.

One legitimate outfit which made it big in used tab equipment -- Management Assistance Inc. (from \$10K gross in '60 to a projected \$11-12 million in '65) -- is moving into computers in a big way, offers reconditioning and nationwide service. Another NYC firm, International Office Appliances, Inc., is offering NCR 310's, thinly disguised CDC 160's, which NCR has evidently given up on.

ON THE PL/I FRONT:
7094 SUBSET DEVELOPED;
AMBIGUITIES THINNED


A "quick and dirty" PL/I subset compiler has been developed at Caltech's computer center to allow those considering or evaluating the language to play with it, and to foresee implementation problems. Despite problems posed by vague early documentation, first users seem to like the language's ease of programming. The current version is now being converted to a form to permit it to run under standard IJOB, will hopefully be distributed through Share. The compiler, written in the TMG language of TI's Bob McClure, took two man-months to complete. We understand other early PL/I compilers are under way at Aerojet/Sacramento and at Stanford (for the B 5000). Elsewhere, one consultant has thinned an early list of 3000 PL/I ambiguities down to about 100.

IT'S TALLY HO!
IN SEATTLE

Seattle's once sluggish Tally Corp., perforated tape peripheral manufacturer, looks as if it's beginning to move under new president Russ Dubois, former Data Products Co. marketing man. A recent \$1.5-million Autodin subcontract puts teeth in Dubois' ambitious plans: a minimum of 40% growth per year, with a target of \$20 megabucks by 1970, profit goals of at least 10%. The company grossed \$3.4 million in '65. Dubois points proudly to a recent test in which Tally gear read 1 million characters, punched 800K without error, says bookings for the first half of '65 were double those of last year.

(Continued on page 139)

1620 Users,
you can move
up to Raytheon
Computer's 520 System and process
existing



programs three
times faster. It's
done with the
Raytheon 1620
Simulator.



Raytheon Computer's 1620 Simulator allows you to move up to the 520 and still use your valuable 1620 I or II program library. Not only do you keep your existing programs, but you can run them much faster and more efficiently. And there are *no* program conversion costs.


When you switch to the 520 you move up to the industry's new price/performance leader. It offers substantial speed advantages in scientific and data systems computing. For example, floating point operations include a 24-bit addition in 21-36 μ secs and a 24-bit multiply in 25-28 μ secs. The 520 is the only computer in its class that can be optionally equipped with a 200 nanosecond access non-destructive readout memory for function generation, table-lookup and subroutine storage.

You'll also get a software system second to none, including FLEXTRAN, a compiler-assembler, 520 FORTRAN, and the BOSS operating system in addition to the 1620 Simulator itself. Raytheon's new 520 FORTRAN processor makes it possible for you to run your 1620 FORTRAN programs approximately 60 times faster than you can with your 1620.

There is no more practical way to move up to a modern system that will satisfy the requirements of both management and your programmers. Why not switch to the Raytheon Computer 520 System? Write or call for details. They're all in Data File C-114. Raytheon Computer, 2700 South Fairview Street, Santa Ana, California 92704.



CIRCLE 17 ON READER CARD



WASHINGTON REPORT

UNIVAC COMPLAINS AGAIN ABOUT IBM AWARD

The Defense Department and the General Accounting Office are entertaining a formal complaint by Univac concerning IBM's selection last summer by the Marine Corps to provide five 360 configurations, worth \$3 to \$5 million, for an inventory and logistics control system to tie in with AUTODIN. Reportedly the Univac complaint alleges that IBM didn't play cricket in providing the demo machine as required in the RFP specs, and that it listed a fanciful software capability in its proposal. The complaint, directed first to GAO, was passed on to DOD, which is presently conducting its own tight-lipped investigation. Earlier this year Univac squawked about another IBM award, this one by the Federal Aviation Authority (see March, p. 23). This protest has not yet been officially resolved, but FAA indicates it will soon rebid this equipment since its initial procurement of seven 1401-G's was only an "interim" step anyway.

BROOKS BILL PASSES HOUSE, FACES COMMITTEE OBSTACLE

The Brooks Bill, HR 4845, which would centralize government adp procurements, passed the House easily by voice vote, but not before another effort to limit its scope was beaten back. Rep. Arnold Olsen, Montana Democrat, proposed an amendment to limit the jurisdiction of the revolving fund to be created to "equipment pools and data processing centers," in effect excluding about 95% of government adp equipment. The amendment was defeated. "The revolving fund is the heart of the bill," noted one advocate of the bill. "With that intact, we've got a law; without it, we're back to BOB policy guidelines." Next stop: The Senate Government Operations Committee, which was the graveyard for HR 5171, 4845's predecessor in the last session.

A POLICEMAN'S LOT IS NOT A HAPPY ONE

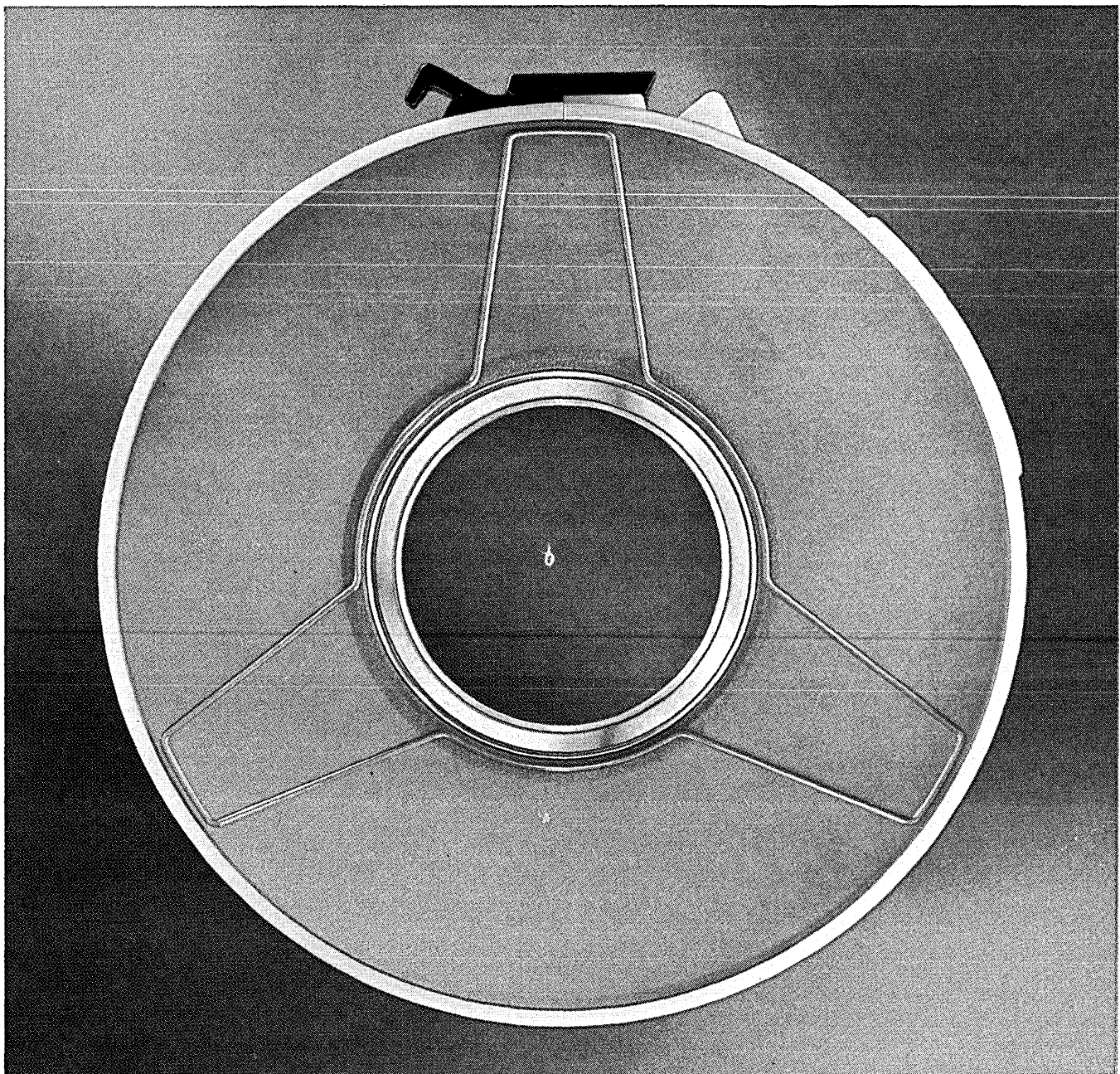
Difficulties are being encountered by the State Department in its effort to maintain an effective embargo on the shipment of computers to France which might aid in its atomic/military program. Though several large, new computers have been held up dockside in the U.S. for almost a year because of the French refusal to go along with the Partial Nuclear Test Ban Treaty, technological traffic between the two nations overall has increased, with more U.S. edp firms linking up with French companies. "We're keeping a close eye on arrangements between GE and Bull, and others, to make sure there is no information leakage," said a State Department official, "but this sort of thing is hard to police." Another complication is the growing lack of distinction between "commercial" and "military" computers. The State Department has to reckon with the possibility that a large commercial computer, ordered by a civilian company, might subsequently end up doing military/atomic chores.

TAPE-SEAL is the name of a new and remarkable computer-tape storage system*. It doubles tape storage capacity – puts 200 in the space 96 now take. An entire system of storage and handling equipment, Tape-Seal features a unique belt. See? It's wrapped tightly around the reel, protecting it against damage and sealing out dust. But the unique hook-latch on top makes the big difference. It permits tapes to be suspended in storage. And it simplifies retrieval. When Tape-Seal is in, canisters are out. Order your tapes without canisters and save money. Write for complete details and a free demonstration in your office.

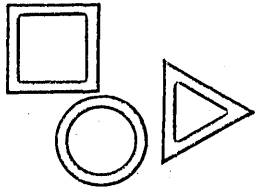


*patents pending

IN CANADA: Wright Line of Canada, Ltd., 600 Eglinton Ave., East, Toronto 12, Ontario



CIRCLE 18 ON READER CARD



EDITOR'S READOUT

BIG BROTHER

A couple of months ago, four computer types sat around, their heads powdered, Kleenex around their necks, warming up for their televised discussion on L.A.'s educational channel of the topic, "Are Computers a Menace?"

While the cameramen adjusted lights, sought the best angles, the reformed, positive-attitude Herb Grosch got the ball rolling: "Big Brother is going to be a computer. Let's face it." And he told how, returning to the states from his sojourn as a European consultant, he had been nabbed for a five-year-old traffic ticket. Pretty soon the cameras were recording the panelists: RAND's Bill Maron, Max Palevsky, Dick Hamming and Grosch.

After raising the opening question, moderator Keith Berwick of UCLA led the panelists down some familiar corridors: computers were compared to rocks, sharp tools, autos, traffic lights, steam shovels, and books. The main fear of people, it seemed to Maron, was that they would be treated like machines. Berwick asked about this business of computers arranging marriages. "Any method would be preferable to the current one," answered Grosch.

The examples of computerized credit management and university placement were used to show how a system might exclude "personal" considerations . . . leave the individual at the mercy of a narrow machine efficiency. But Hamming disagreed: "We have for the first time the possibility of infinite variety. We don't know how to get there. But it's possible."

This catapulted the speakers into a discussion of how a democratic society achieved its goals. Palevsky maintained that technological goals were not obtained in a democratic fashion, that it was profit pressures which determined direction. Others felt that education, civic pride and such intangibles could be used to shape the future use of a technology which all agreed has a profound impact upon our society.

The discussion was lively, the participants articulate and earnest. As in most similar discussions, the question posed was not answered, partly, of course, because it's both vague and loaded, partly because basic terms — e.g., computer — were never fully defined. But many of the right questions were raised.

One such question is, "Can a computer-based system — credit management, marriage management, or whatever — be humane?" Unfortunately, the question is easier to raise than to pin down, partly because people have fairly fuzzy notions of what is humane. Often that term is used to describe error, forgetfulness, inconsistency, and sloppy thinking.

It is precisely the human failure and inability to quantify all of the elements of the decision-making processes which makes it — right now — impossible to provide systems which are consistent, flexible and fair. But this doesn't mean that designers shouldn't try to design systems to take over some of the more mundane clerical work involved in the total process.

And it doesn't mean that because a system isn't perfect that it shouldn't be tried. The real tests are: is the new system better than the current system — or no system — at all? And, does it free the human involved to spend more time on decisions which are so far beyond the scope of the computer and the systems designers?

Hidden in the surface cynicism of Grosch's comment about arranging marriages is a solid truth. We believe that it *is* possible to be sane and organized about some problems which today are left to emotion, whimsy and chance. We think it's possible (and wise) to try to organize and to weight factors which affect a decision, even if the final decision has to be left to the marvelously inefficient emotions.

Perhaps the Big Brother we fear is really that part of us we do not yet understand and which we so far cannot control.

HYBRID COMPUTATION

by THOMAS G. HAGAN

"Computing Machines, Electronic. Electronic computers can be divided into two classes, analog and digital. These two classes use such different techniques, and are put to such different uses, that they will be treated separately . . ." — *Encyclopedia Britannica, 1963 edition.*

" . . . We have two classes of machines, the digital and the analog . . . To me, some of the most interesting machines built by man are neither digital nor analog. I think that this field is somewhat neglected today, yet in it lies much of the promise of the future. I think many of us have been too closely associated with one of two definite paths without looking at the intermediate ground . . ." — *Vannevar Bush, at the MIT Symposium, "Management and the Computer of the Future," 1961.*

□ Analog computers are very fast. That fact, and the fact that they are most seriously limited precisely where digital computers excel—i.e., in ability to carry out complex logical operations or to perform high-precision arithmetic—has inspired interest in hybrid systems in which analog and digital techniques are combined, each to the advantage of the other.

Such interest began in earnest about 10 years ago. The first substantial hybrid computer installations were two systems installed in 1957 for engineering simulation on the Atlas missile program. Each consisted of a large analog computer and a large digital computer, tied together with

a linkage system that performed analog to digital and digital to analog conversions, to permit exchange of information between the analog and digital computers.

It is possible to run a "real-time" engineering simulation of the flight of an aerospace vehicle on such a system, whereas the same problem might be completely beyond the capability of either an analog computer or a digital computer operating independently. A hybrid of this type, formed by combining an analog computer and a digital computer, can handle a vehicle simulation by solving the



Mr. Hagan is vp and director of Adage Inc., Boston, Mass., which he helped to form in 1957. He has been involved in the development and marketing of a-d converters, hybrid computer linkage systems, and the Ambilog 200 stored-program signal processor. Prior to the firm's founding, he was with Grumman Aircraft Engineering Corp. and with Epsco, developing data acquisition, signal processing, and PCM telemetry systems. He holds a BS from MIT.

rotational dynamics equations (which require high speed but not high precision) on the analog computer, while the translational kinematics equations (which describe the trajectory through space taken by the vehicle and which require high precision but unfold more slowly) are solved on the digital computer. The linkage system provides the information exchange necessary to account for the interactions that take place between the dynamics and the kinematics. By partitioning the problem in this way, the hybrid system achieves a solution more accurate than that achieved by analog computer alone, and at much higher speed than if the entire problem were to be run on a digital computer.

Experience with early hybrid installations revealed that there were formidable problems encountered in attempting successful interconnection between analog and digital computers. Many prospective users, although convinced of the ultimate attractiveness of the hybrid approach, decided to "wait watchfully" until feasibility of reconciling the contrary natures of analog and digital techniques could be more clearly demonstrated. The U.S. space program produced some simulation problems for which hybrid techniques were very attractive, and provided the impetus for continued experimenting in the late 50's and early 60's, both in the universities and the aerospace industry.

By 1963, there were more than a few admitted failures, and some qualified successes, but also four or five definitely successful hybrid installations, and interest began to spread rapidly among the simulation fraternity. Today there are over 100 hybrid computer installations of various types in existence. Most of these are combined analog/digital computers being used by simulation groups whose previous experience was primarily with analog computers, but new types of hybrids have come into being, and new types of users have found applications for hybrid machines. Further rapid growth seems to be in store for this interesting corner of the computer field.

Running counter to the idea that use of hybrid computers will continue to expand is the notion that as digital computers get faster and faster, they encroach more and more upon the small preserve that has historically been occupied by analog computers, and that there will shortly be no need for analog computers, or for hybrids incorporating them. This view is based upon the possibly faulty presumption that while digital techniques get faster, analog techniques do not, and fails to note the very large speed advantage still maintained by analog techniques for certain applications.

Analog computers are very fast, a statement worth repeating and worth illustrating with an example. At the IFIP conference in May, a digital computer was shown which can solve the kind of simulation problems that have historically been solved by a 100-amplifier analog computer, and, provided that natural frequencies of the system being simulated do not exceed about 5 cps, can produce solutions in real-time; also shown was an analog computer capable of solving such problems at about 1,000 times faster than real-time.

evolution of the analog computer

From the days of its earliest development, the analog computer has been organized as a highly parallel machine, with the parallel machine organization reflected in the programming techniques. The program for an analog computer of the classical type is a patch panel with an array of patch cords plugged into it and a set of potentiometers adjusted to provide appropriate coefficient values. The patch panel interconnects a set of operational amplifiers to form a parallel network of operators which simul-

taneously receive and transmit analog signal voltages¹ to one another. Time is the independent variable, and as the problem is run, outputs are in the form of analog voltages whose time histories can be recorded by various means.

Operational amplifiers and potentiometers provide the linear operations of summing, sign inversion, integration with respect to time, and multiplication by a fixed coefficient. Operators are also available for the non-linear operations of multiplication of variables and arbitrary function generation, but these were rather inconvenient and expensive operations in early analog machines. As a result, analog computers first found their widest field of application in the simulation of systems that can be characterized by sets of reasonably well-behaved linear differential equations, with only a few non-linear functional relationships.

Real-time solution rates are needed when the analog machine, programmed to simulate a system, is to serve as a "live model" of the system, responding to inputs and producing outputs in the same way and in the same time scale as would the actual system. This permits coupling the model to actual hardware and running simulations with the man "in the loop." The model is easily changed by manual intervention to study the effects of changing various parameters of the system being simulated.

For this kind of simulation mission, it is all important that the computer perform in real-time, but there is no particular merit in being able to go faster than real-time. Typical real-time simulation problems do not make very severe demands upon the dynamic performance of modern analog computers. There are other problems, however, where faster than real-time ("fast-time") solution rates are desirable, and it is instructive to review the evolution of analog computers used for fast-time problem solving.

The first fast-time analog computers were the so-called rep-op (for repetitive operation) machines of the late 40's and early 50's. These produced solutions at a 30- or 60-per-second rate, so that a CRT could present a flicker-free display of a complete solution, showing, for example, a graphical plot of the response of a system to a step change in its input stimulus. The operator could vary coefficients manually to achieve parameter optimization.

the iterative analog

Rep-op analog computer techniques led naturally to the development of means for automating the variation of parameters from run to run by using results achieved in one run to influence parameter values in the next run. This implied some storage means for storing variables from run to run, and also some control means for influencing successive iterations. At full flower, this type of machine is known as the iterative analog to distinguish it from the older rep-op machines in which no automatic parameter search techniques were possible.

The iterative analog is, as its name implies, amenable to a variety of iterative problem-solving strategies. It exploits the inherent data processing capabilities of its analog components more efficiently than either the older rep-op machine (which would crank out 30 or 40 identical solutions within the response time of its attendant operator), or the classic "real-time" (now called slow-time) analog in which most components operate at only a fraction of their ultimate speeds.

The iterative analog also permits sequential operation which provides substantial hardware economies for some problems. An oft-cited instance is the problem of simulating a distillation column consisting of a stack of similar plates, with fluid flowing downward from plate to plate. The computer is set up to solve the equations determining material balance between liquid and gas phases for a

¹For discussion of analog representation of variables, see inset, p. 28.

single plate of the column, and a series of sequential runs are made. Final conditions from one run serve as initial conditions for the next run, so that the solution for the complete column is achieved sequentially on a plate-by-plate basis, with only the hardware required for solution of a single plate. This contrasts with the old all-parallel analog solution which would require enough hardware for every plate in the column.

A fast iterative analog can produce a complete solution to a fairly complex set of differential equations in one millisecond. This is not just one step in the solution, but the complete solution—for example (again), the transient response of a system to a step change in its input. Thus, it is feasible to conduct statistical studies or to perform parameter searches for optima that require hundreds of thousands or even millions of complete solutions.

For all of its processing power, the iterative analog remains limited. The form of the equation set it is programmed to solve can be changed only slightly in the course of a succession of iterations; it provides only relatively volatile analog storage, and allows for only limited decision making or branching under program control. It remains for hybrid systems to harness the processing power of analog devices by coupling them to digital elements providing these missing virtues.

hybrid computers

Classifying hybrid computers has become an almost respectable intellectual pastime, all the more fascinating because of the many different kinds of hybrid computers that have been built, or at least studied on paper. Hybrids can be highly parallel or highly sequential in organization. Operation can be under control of a stored program, a wired (patch panel) program, or both. Value representation can be analog, digital, or both (as when analog and digital computers are combined) or even hybrid analog/digital—for example, where magnitude representation is analog and exponent is digital, or where the most significant part of a data word is represented digitally and the least significant part is represented . . . analogically? Arithmetic operations can be performed by analog or digital elements, or hybrid devices which act upon both analog and digital operands, or any combination of these.

A comprehensive classification system for hybrids would have to encompass all computers, for the purely analog and purely digital machines are clearly just special cases, particular branches on the complete family tree. There would even be genus and species for such strange fauna as the "all-digital hybrid," which consists of a digital differential analyzer coupled to a general purpose digital computer.

A less ambitious classification system, but one perhaps more useful for fitting hybrid developments into historic perspective, classifies hybrids which combine analog and digital techniques by the way in which they incorporate analog or digital computers previously designed for independent existence. There are four types, comprising the complete set of possibilities:

1. An analog computer with digital logic added,
2. A digital computer with analog elements added,
3. A digital computer linked to an analog computer, and
4. The "true hybrids" containing neither an analog nor a digital computer intended for independent existence.

The iterative analog computers discussed previously are actually hybrids of the first type above, since they include some parallel patchable digital logic used for controlling iterations of the analog elements. Analog computers have

always been equipped with provision for at least some digital control, originally in the form of electromechanical relays, more recently in the form of digitally-controlled solid-state analog switches and banks of patchable flip-flops, gates, and counters. As a result, most modern commercial analog computers are capable of iterative operation, although not all are suited for very high-speed fast-time operations.

The term "all-parallel hybrid" has sometimes been used to describe the first type of hybrid, an analog computer fitted out with a set of digital elements available on a patch panel. Such systems possess great processing power and are capable of limited sequential operation, but lack the logical power and more flexible sequential operation that would come with stored program control.

Hybrids of the second class above have been the object of research at MIT, UCLA, and elsewhere. In this approach, analog elements are added to a digital computer, and serve as an extension of its arithmetic unit. They are under close programmed control of the digital computer, and communicate via an I/O channel and A to D and D to A converters. The analog elements are not intended to function independently of the digital computer, but instead are organized to take up some of the digital processor's computing work load. This kind of hybrid has sometimes been described as "a digital computer with analog subroutines." By building in appropriate "analog subroutines" the processing power of the digital processor may be increased by a factor of 10 or more for such applications as engineering simulation, operational flight trainers, and solution of partial differential equations.

the popular configuration

Hybrid computers of the third type, formed by linking analog and digital computers, have been extant longest and have been the focus of most of the hybrid computer activity in the commercial marketplace. They are now widely used for engineering simulation and there have been a number of significant applications in the field of biomedical research. It is fast becoming commonplace to form such hybrids by linking new or pre-existing analog and digital computers with a standard package linkage system capable of exercising all the data conversion and control functions necessary for forming a well-integrated hybrid.

All sizes of digital computers have been used in linked analog/digital hybrids. Successful systems have been formed with even very small digital computers serving primarily as controllers for the analog machines. More ambitious systems, however, have used larger digital computers ranging from medium-sized scientific machines upward to the very largest.

* Many hybrid systems of the third type also contain patchable logic elements and hence are also capable of solving problems within the province of hybrids of the first type.

Input/output capabilities of digital computers have improved in the last several years, and, in particular, data interrupt techniques for getting information transferred in blocks at high speeds in and out of the digital computer memory have helped simplify what once was a bottleneck. High-speed multiplexers and A to D converters now make possible A to D conversion of multiple analog channels at overall system rates of approximately 100 KC. D to A conversion data transfers at the 100 KC rate have been possible for some time. Linkage systems are now available with multiplying D to A converters capable of serving as digitally-controlled analog attenuators, so that digital values fed into the linkage system from the digital computer can directly set coefficients in the transfer functions of analog signal paths within the analog computer.

Hybrid computers of the fourth class, the "true hybrids," contain neither an analog nor a digital computer intended for independent use. They differ from the other hybrid types in that more intimate combinations of analog and digital techniques are possible. Hybrids of this class can take many different forms. Considerable work has been done with them at the Univ. of Arizona primarily for differential equation solving and statistical system studies. One system of this class has been developed as a standard product, and has been successfully used for a number of signal processing applications.

simulation

Simulation has always been an important application for hybrids formed by linking analog and digital computers. These systems have reached maturity in that they are now in widespread use and are an accepted means for attacking a variety of simulation problems. Almost all major space vehicle simulations are now carried out with such systems. Engineering simulations for the OAO, Gemini, Apollo, LEM, and other space vehicles have all been conducted with linked analog and digital computers.

Linked analog/digital computers lend themselves well to vehicle simulation because the equation set describing the motion of a vehicle through space can be partitioned into two sets with, in many cases, relatively little interaction between the two. One set describes the kinematics of the vehicle, essentially the trajectory or track through space taken by the vehicle. The other set describes the rotational dynamics of the vehicle, with variables representing the angular position or attitude taken by the vehicle in space. The rotational dynamics equations require high-speed solution for real-time simulation but need not be carried out to extremely high precision; the precision available from typical analog methods is adequate. On the other hand, the translational equations describing the trajectory of the vehicle unfold more slowly but require higher precision for meaningful results. The high precision requirement can be fulfilled by digital solution of the kinematics equations, and a digital computer is sufficiently fast for solving most trajectory problems in real-time.

Although separable on a gross basis, there are, of course, interrelations between the dynamics and the kinematics of a vehicle, and hence the need for simultaneous solution of both equation sets for meaningful mission simulation, and the need for coupling, via a linkage system, the analog and digital computers used for solving the two parts of the problem.

Other tasks assigned to the digital computer in such systems include the simulation of on-board digital control systems and sometimes the generation of non-linear functions, especially the generation of functions of two or more variables, a very arduous task for solution by analog means.

There has been an interesting upward trend in the number of A to D and D to A converter channels associated with linkage systems used in linked analog/digital hybrids for simulation. Systems frequently are built with a few channels in each direction for early trials, then expanded to 16 or 24 channels each way for serious hardware simulation, and then later expanded to 32, 64, or even 128 channels as the hybrid technique proves itself and as more and more uses are seen for communication between analog and digital portions of the system. The increased channel capacity frequently reflects a shifting of more and more of the problem into the digital computer. Even if the entire problem is shifted into the digital computer, a requirement still exists for a large number of A to D and D to A channels in those simulations where the computer must interface to actual hardware, and displays are required for human participation in the problem.

The idea of dropping the analog portion completely and going to all-digital simulation has had its staunch advocates. However, at least one group which started out all-analog, perfected hybrid techniques, and then decided to go all the way to all-digital techniques, has made the discovery that for large-scale engineering simulations it is very difficult to expunge completely the analog portions of such hybrid systems without paying unpleasant cost and performance premiums for the luxury of all-digital operation. Linked analog-digital computer hybrids therefore are probably here to stay for vehicle simulation work.

Partitioning equations of motion into sets representing dynamics and kinematics is actually a rather crude method for dividing labor between analog and digital parts of a hybrid system, although it has been used frequently and effectively. Improvement in the utilization of hybrid computers can be expected as more sophisticated methods are developed for dividing labor between analog and digital parts of the system; some fruitful work has already been done along these lines.

signal processing

Engineering simulation is the application area where hybrid developments have received the most attention; an almost completely separate path for the development of hybrid processing techniques has been in the area of signal processing.

Signal processing problems arise in conjunction with the acquisition, recording and analysis of data in such fields as aircraft flight tests, sonar, physiological research, seismology, experimental stress and vibration analysis, automatic production testing, and experimental communications research. Useful signal processing operations include conversion of raw data to engineering units, limit testing, measurement of waveform parameters such as peak values and time intervals between arbitrary threshold crossings, and the measurement of statistical parameters such as amplitude spectra, correlation functions, and frequency spectra.

For 12 years or more, hybrid analog/digital signal processing techniques have been undergoing continuous and intensive development for instrumentation data acquisition and data reduction applications. Refinement of information processing techniques for these purposes has taken place outside the mainstreams of analog and digital computer development. Here, information processing problems are frequently direct extensions of instrumentation and measurement problems, and workers in these fields have generally had relatively little communication either with simulation people or with the population of digital computer users interested in general scientific applications.

Special purpose analog and hybrid devices, such as harmonic wave analyzers, have proliferated along with data acquisition systems designed simply to convert analog signals into digital form for subsequent analysis by conventional digital computers. Digital data acquisition systems of this type are now used in many scientific and engineering fields.

Linked analog/digital computers installed primarily for simulation purposes have sometimes found themselves applied in a major way to signal processing chores that were originally anticipated as candidates for purely digital processing, with the hybrid system to serve merely as an A to D conversion system. For example, analog and hybrid techniques for prefiltering data were found to result in a very significant unloading of the digital processor in a power spectrum density analysis application.

A perpetual source of surprise is the ease with which it is possible to saturate even the largest digital computer with the task of editing and analyzing the masses of data that can be generated in a short time by a relatively

simple experimental process. Many experiments can produce multiple analog outputs such that overall system sampling rates must exceed 50 or even 100 KC in order to capture all data of interest. Some experiments can produce data at high rates for extended periods of time. For example, a biomedical researcher might be interested in following the progress of a subject for a 24-hour period, monitoring 10 or 20 physiological variables at various sampling rates, resulting in an overall system sampling rate of 10 or 20 KC. If all the input data were digitized and recorded on magnetic tape, a 24-hour data collection period would produce about 100 reels of magnetic tape. Performing such monitoring on, say, 100 subjects would result, among other things, in the problem of finding storage space for 10,000 reels of tape.

fast data rates

Most of the traditional business and scientific digital computer applications involve the processing of source data which at some point in the cycle is entered by manual keyboard. There is a vast quantitative disparity between input data rates associated with traditional digital computer applications and data rates associated with analog/digital acquisition techniques. One conventional A-D converter can produce input data to a digital processor faster than 50,000 keypunch operators working full time. This knowledge has frequently come as a rude shock to those who had mistakenly assumed that an A-D converter is just another input device to be hung on the central processor.

digital and analog representation of variables

Primers on digital systems usually explain the selection of 2-level logic for use in such systems with a few words to the effect that nature prefers bistable states, an assertion with a comforting Aristotelian ring to it, like "nature prefers a vacuum." For their part, the analogers, to explain the curious persistence of systems using continuous representation of variables, may be heard to point out that, after all, nature is analog (i.e., continuous), as though Chinese Checkers and quantum mechanics had never been invented.

In a digital system, information is represented or conveyed by voltages appearing on wires at discrete levels. In an analog system, the value of a variable corresponds to the value of the voltage appearing on a wire, and the voltage can vary smoothly through a continuum of values. It would seem that there is no middle ground between

these two techniques, but such is not the case. Digital systems can be built in which voltages can occupy more than two discrete levels. For example, with voltages still being constrained to specific quantum levels, systems might be designed with voltages constrained to 2, 3, 4, 5, or n levels. Thus, if one wished to represent a variable to about one part in 1000, one could use 2-level logic and with straight binary representation of the variable would require 10 wires to convey its value to one part in 1,024. On the other hand, if, instead of 2-level quantization, one could impose 4-quantum levels on each wire, then only five wires would be required to represent a variable to one part in 1,024. Finally, if it were possible to constrain voltage on a wire to one of 1,024 levels, then one could represent the variable with a single wire, referenced to ground.

In the case where a single wire is

The converse problem appears when relatively wide-bandwidth analog outputs are required of digital processors. The data rate required to paint flicker-free pictures on a cathode ray tube of the complexity and quality of a typical television picture is in the order of 10 megabits per second. Needless to say, such pictures are not yet being generated by any kind of computing system.

Hybrid techniques have been applied to signal processing operations to cope with the floods of data encountered in many experimental situations. The very high processing speeds achievable with analog elements have been combined with the storage, decision-making, and control capabilities of digital techniques to reach otherwise unachievable performance levels for signal analysis and generation of complex wave forms.

Maximum effectiveness in the use of hybrid techniques for signal processing applications requires a more intimate combination of analog and digital elements than can be achieved by the linkage of analog and digital computers. Special purpose systems organized to achieve this end have been built for six or seven years, and a general purpose stored program hybrid signal processing system employing these principles has been designed and is now in use at a number of installations for a variety of purposes—analysis of seismic wave forms, high-speed real-time reduction of physiological signals, analysis of sonar signals, wind tunnel and flight test telemetry data reduction, and arbitrary function generation. In each case, analog inputs or outputs are present, data rates are high, processing to typical analog accuracies is adequate, data storage is necessary, and the flexibility of stored program operation is either necessary or at least highly desirable. Today this combination of circumstances spells "hybrid", and probably will for some time into the future. ■

used to represent the variable, it is quite feasible for the system design to allow noise to exceed the quantizing interval used in the system. Noise will, of course, limit performance of the system but will not introduce gross errors. Multi-wire systems, on the other hand, are predicated upon the assumption that noise levels will be well below the quantizing intervals in order that errors of plus or minus one quantum level will not be introduced into the more significant portions of the data word.

The n -level logic case, therefore, represents a kind of mid-ground between analog and digital techniques, and it is sometimes instructive to think of analog techniques as simply the one-wire, n -level logic case carried to an extreme where the quantum intervals are small compared to the noise levels experienced in the system.

Although n -level logic has come in for some attention on its own in recent years, the facts of history are that computers have generally been built either as digital machines with two-level quantization of voltages (and hence multiple bits for representing values) or as analog computers in which values have been represented by continuously varying voltages. ■

SIMULATION SOFTWARE

the sds approach

by DR. RALPH T. DAMES

The operational philosophy of most large-scale, all-digital computing systems is founded on over two decades of extensive experience. In such computation centers emphasis is usually placed on minimizing "job," rather than "problem," throughput time. This implies a minimum of operator (manual) intervention during or between jobs; little, if any, on-line debugging, and quite often a strictly closed shop operation. This philosophy is based on the theory that maximum system efficiency is gained when idle time of the computer is minimized. In the all-digital world, this principle is frequently sound and is implemented by monitor programs which provide for automatic debugging and "batch processing." Hybrid computation, on the other hand, generally requires on-line communication between man and machine and, thus, in simulation there is greater emphasis on minimizing "problem" throughput time.*

Early work in digital programming was expended on developing software for utilizing the digital computer to speed up problem setup and checkout. The software and techniques that resulted from this effort have developed into useful tools and procedures which are generally applicable to the digital portion of a hybrid system; they are not, however, adequate for a total simulation system.

Simulation software requirements differ from those associated with general purpose data processing in several respects. These differences have made many vendor-supplied standard software packages unusable for simulation work or at best simply inadequate.

In the past few years there has been a significant trend toward developing simulation oriented languages.^{1,2} At first glance, it would appear that such languages serve only as a crutch to evade the use of FORTRAN or other programming systems. On the contrary, however, use of a simulation language provides implicit benefits not always immediately recognized. For example, rather than

have the programming task for a hybrid problem treated in two completely different ways, usually by two people with differing backgrounds, a simulation language can describe the entire problem and be easily used by a simulation engineer. This convenience and economy is a strong consideration for including such a language in the total software package supplied by the vendor.

One of the most basic and important requirements of simulation software is that it operate in a real-time environment. For example, signal and control lines between analog and digital must be serviced on demand. Furthermore, accurate time synchronization to initiate data conversions and other simulation events must also be handled on an interrupt basis. Thus, the operating system, hardware and software, must be capable of processing both synchronous and asynchronous priority interrupt re-



Dr. Dames is manager, Simulation Systems, at Scientific Data Systems, Santa Monica, Calif., and has been engaged in mathematical and numerical analysis and digital computer programming for more than 12 years. He has also been associated with TRW's Computer Div. and Space Technology Labs, with MIT, and the Willow Run Research Center. He holds a BS, MS and PhD in math from the Univ. of Michigan.

* Although the term "simulation," as used throughout this discussion, is identified primarily with hybrid computation, it also applies to all-digital simulation. That is, on-line modification of problem structure greatly enhances the ability to realize the reproduction of a physical process, regardless of the computational mode, be it hybrid or all-digital.

¹Brennan, R. D. and Linebarger, R. N., "A Survey of Digital Simulation: Digital Analog Simulator Programs," *Simulation*, Dec. 1965.

²Levine, L., "The DES-1, A New Digital Computer for Solving Differential Equations," *Simulation*, April 1965.

SIMULATION SOFTWARE . . .

quests initiated by an arbitrary number of external sources. This requires that programming systems be recursive (or reentrant). That is, interrupted subprograms or subroutines can be reentered during their execution any number of times (as a result of several interrupts), and upon subsequent return resume computation without loss of intermediate data. Without this software feature, simulation programming can be extremely inefficient, difficult or even impossible.

The simulation programmer requires general software control over interrupt hardware. In particular, for SDS computers which employ the matrix control type of interrupt structure,³ the arm/disarm and enable/disable features are important. The arm/disarm feature provides the option of detecting, but not activating, external interrupts; the enable/disable feature determines whether or not an armed interrupt is placed in the active state when it occurs. In some cases it is important to disable interrupts during program execution to assure immediate completion of the associated function. Subroutines are then "protected" from delayed execution, and incoming interrupts are not lost if the system is armed. This ability to protect subroutines, or alternately to make them recursive, is a programming requirement that should be built into the simulation software system.

speed vs. accuracy

An implicit software requirement for real-time simulation is the generation of efficient object programs. Although this feature is important to all computation centers, it can mean the difference between success or failure for the simulation laboratory engaged in real-time applications. Specifically, the simulation programmer can frequently trade accuracy for execution speed in certain hybrid simulations since digital-to-analog conversions essentially truncate data to lower precision. Thus, subroutines designed for maximum accuracy and which use full word precision are not always needed or desirable. Most standard software, however, is so characterized.

Hybrid simulation places additional software demands in the area of diagnostic routines. Not only must standard diagnostic programs be available to check the digital system, but the hybrid interface and analog subsystem must also be tested. Furthermore, since many of the set-up and checkout steps involved with hybrid computation are amenable to semi or full automation with a digital computer, routines must be supplied for exercising general interface control.

On-line problem debugging and optimization are commonplace in simulation. Software to support these tasks represents a new dimension in conventional debugging aids familiar to the digital programmer. Moreover, the ability to monitor problem solutions on display equipment and then adjust the program structure on-line is typical of the man-machine relationship that exists in simulation. Although it is not a strict simulation software requirement, this direct communication between man and machine should be emphasized in the software design.

The previous paragraphs indicate some of the more important considerations in the development of simulation software. These factors, however, are in no way intended to minimize the necessity for software features usually associated with general purpose computation. For example, the capability for all-digital batch processing is also a requirement in the well-organized simulation lab-

oratory. This feature is important, not only for multiple assemblies and compilations of digital programs, but also for off-line debugging and for obtaining independent digital check solutions for both hybrid and pure analog problems. More simply stated, the automatic processing features that are commonplace in the digital computation center should be equally available to the simulation user.

SDS simulation software consists of modular elements all subordinate to a real-time, system control monitor. Individual modules provide useful tools for all phases of problem solving on a hybrid system and thereby tend to minimize problem throughput time. Programming economy is realized by having all modules call on a common set of hybrid interface subroutines. The latter routines represent the only systems programming that is configuration dependent. Using this organizational structure, SDS has adopted a unified approach to simulation software.

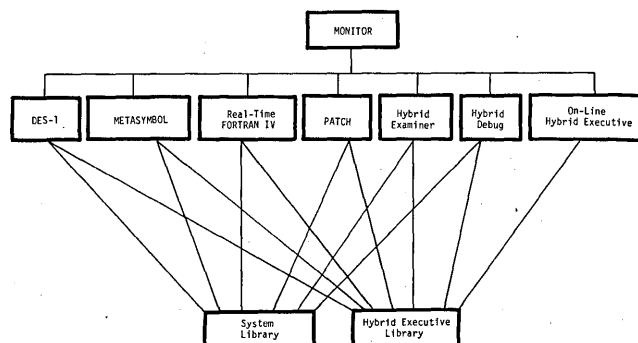
The software modules discussed in the following sections are designed to run on the SDS 9300/DES-1 computing system. With few exceptions, this software is currently operational.

simulation software modules

There are 10 simulation software modules in the system, as shown in Fig. 1. The MONITOR module provides supervisory control for all software elements, including three language processors. The first of these processors is Real-Time FORTRAN IV, which produces object programs suitable for operation in a simulation environment. META-SYMBOL is a high-level symbolic assembler and the third processor, DES-1, compiles programs written in a simulation-oriented language. Sub-programs written in any combination of these three source languages can be combined to form a total simulation program. In addition to a System Library containing utility routines, there is also a Hybrid Executive Library. This provides for program control of all system hardware and, when used in conjunction with the On-Line Hybrid Executive module, manual control is also available.

All software is permanently retained in auxiliary storage such as magnetic tape, disc file or drum, and during system operation a portion of MONITOR is resident in core memory. Upon request, each of the seven second-level modules is retrieved by MONITOR from auxiliary storage and loaded into core memory, together with library subroutines required to complete the total program. Once loaded, each module controls its own operation, with the exception of those functions reserved for MONITOR until

Fig. 1 SDS SIMULATION SOFTWARE STRUCTURE



control is again returned to MONITOR either by program transfer or operator intervention.

Hybrid Examiner is a diagnostic module for checking both the digital subsystem and hybrid interface. Analog components such as amplifiers, potentiometers, etc., are statically checked via PATCH. Completing the set of

³Borgers, E. R., "Characteristics of Priority Interrupts," *Datamation*, June 1965.

modules is Hybrid Debug, which assists the user in program debugging and problem checkout and/or optimization.

The vertical and diagonal lines in Fig. 1 indicate program interfaces and the general control level for each module. There is a minimum of redundant coding in the total system since each major second-level module in the diagram draws on a common set of subroutines from the two libraries. Furthermore, common system functions, such as standard input and output and interrupt processing, are all executed by MONITOR. Additionally, the entire set of software remains unaltered from one hybrid system to another with the possible exception of certain interface subroutines included in the Hybrid Executive Library. This structure reflects the SDS unified approach to simulation software development.

Hybrid Examiner is typically run for a fixed period of time at the start of daily operation. Each diagnostic program is executed sequentially to verify proper operation of all digital and interface hardware. Malfunctions and marginal operations can, thus, be detected and isolated. Next, PATCH is applied in the component-by-component hardware check mode to diagnose analog reliability. When all calibrations and other necessary adjustments are complete, the system is turned over for simulation use. If, during subsequent operation, hardware errors are suspected the operator can direct MONITOR to reload PATCH or Hybrid Examiner, as the case may be, and rerun selected diagnostics.

MONITOR is a supervisory program which provides overall system control for both hardware and software. In particular, it provides the facility for automatic batch processing of digital programs with a minimum of manual intervention. Programs can be constructed under MONITOR control from a combination of three different source language processors, plus previously compiled programs and routines retrieved from both the standard System and Hybrid Libraries. Thus, when operating in an all-digital mode (for example, with sequential compilations, assemblies and program executions) MONITOR allows continuous processing without operator intervention. This provides efficient system operation for those jobs which are hybrid independent.

In conjunction with batch processing, MONITOR contains a linking relocating loader and maintains orderly control over all requests for input/output using standard digital peripheral devices. An active list of such requests is maintained, and MONITOR services these requests as I/O channels become available.

Perhaps the two most important features of MONITOR for a simulation environment are its ability to service external priority interrupts while allowing complete recursive use of all subroutines. Thus, subroutines can be interrupted during execution and then reentered by the interrupted program without loss of partial or intermediate results.

MONITOR automatically queues, and subsequently checks, the sequence in which "stacked" interrupt subroutines are processed. Upon receiving an interrupt, complete register protection is provided, including provision for saving all temporary storage. In addition to recursive and regular subroutines, protected subroutines are also allowed. The latter programs disable interrupts during their execution and are useful for (1) avoiding the overhead time for full recursion checking in short routines, (2) assuring completion of a sequence of calculations and (3) avoiding disruption of a sequence of specialized input/output operations, such as digital to analog conversion. Some service routines which provide for recursion cannot be interrupted during their execution and, hence, disable interrupts for

short periods of time. In no event, however, do they disable interrupts for more than 50 microseconds.

SDS Real-Time FORTRAN IV is one of three processors available for compiling simulation programs, or program segments, under control of MONITOR. The compiler is based on the standard ASA FORTRAN IV language, but also includes several additional features. One example is the case of generalized subscripts such as with the variable ALPHA ((I-3)*BETA/3).

Real-time features of the compiler, together with the interrupt and recursion portions of MONITOR, provide necessary functions for operation in a simulation environment. One such extension to a standard FORTRAN IV compiler provides for the introduction of symbolic (machine language) coding intermixed with FORTRAN statements. This allows the programmer to optimize certain portions of his program where timing control is critical, initiate hybrid input/output without recourse to special subroutines and to perform character manipulation, otherwise difficult within the standard FORTRAN IV language.

A second real-time feature of the FORTRAN IV is the addition of a CONNECT statement to the compiler language. This statement allows the programmer to tie a FORTRAN or machine language subroutine to a specified interrupt. Further ability to release, enable/disable, arm/disarm and clear interrupts is provided by special subroutines included in the System Library.

Subroutines and functions generated by the FORTRAN IV can be either recursive, protected or regular at the discretion of the programmer. This is accomplished by adding RECURSIVE and PROTECTED qualifiers to the FORTRAN IV language. The qualifier RECURSIVE in a subroutine declaration causes the compiler to generate completely recursive coding. Similarly, use of the qualifier PROTECTED generates coding which disables interrupts during the subroutine (or function) execution. In the absence of a qualifier, the coding generated conforms to usual FORTRAN IV standards.

Fig. 2 DELAY PROC

<u>METASYMBOL</u>	<u>SOURCE STATEMENT</u>	<u>COMMENTS</u>
P	PROC	
DELAY	N	
MAX	EQU 114683	
C	EQU P(1)-7	Subtract out minimum overhead time. P(1) = first parameter on calling line.
B	EQU C/MAX	Integer number of loops each MAX microseconds long.
	DO B,2	Assemble next 2 lines B times.
	LDX =07777777,1	This loop is MAX sec long. Maximum index count with -1 increment.
	BRX \$,1	\$ denotes current instruction
A	EQU C-B*MAX	Compute additional number of BRX loops to be executed.
	LDX =((A*4)/14)+07770000,1	++ denotes merge.
	BRX \$,1	
	END	

METASYMBOL is an automatic programming system which provides for the assembly of coding in symbolic machine language. This processor and associated language extend significantly the symbolic coding features contained in Real-Time FORTRAN IV; the latter, in fact, are a subset of METASYMBOL. The capabilities of METASYMBOL include provision for non-machine instructions (psuedo operations)

SIMULATION SOFTWARE . . .

byte and character manipulation, data formatting and conditional in-line code generation. The latter is attained by two directives, Procedure (PROC) and Function (FUNC), in the METASYMBOL language which instruct the processor on how conditional code is to be generated during assembly. The essential difference between a PROC and a FUNC is that the former generates coding and the latter a value.

An example of a PROC that generates conditional coding is a delay PROC as presented in Figure two (see p. 31). This sample PROC with calling line.

DELAY N

delays computation by N microseconds ($N > 7$) to within an accuracy of two machine cycles (3.5 usec). During assembly SDS 9300 coding is generated to load and count down index register one as indicated in the specific example of Fig. 3. Note that when the input parameter N is greater than $MAX = 114,683$ (the maximum time re-

Fig. 3 Machine Code Generated by DELAY PROC
($N = .3$ second)

Calling line:	DELAY	300,000 usec
Generated Code:	LDX	=07777777,1
	BRX	\$,1
	LDX	=07777777,1
	BRX	\$,1
	LDX	=077747323,1
	BRX	\$,1

quired to count down the index) more than one LDX (Load Index) and BRX (Increment Index and Branch) loop is generated.

Operationally, METASYMBOL consists of an encoder and a translator. The encoder compresses the basic source language data to a fraction of its original size before it is processed by the translator. After an original assembly, encoded source data may subsequently be presented to the computer. Maintaining source programs in encoded form is not only convenient from the aspect of bulk storage, but also efficient for modify-and-load assemblies. METASYMBOL, like Real-Time FORTRAN IV, also operates under the supervision and control of MONITOR. Furthermore, FORTRAN subroutines can be used as segments in a METASYMBOL program, and vice versa, with complete cross referencing of global variables.

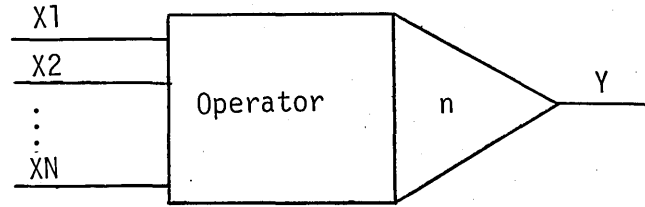
DES-1 is a programming system based on a simulation oriented language and compiler that operates under its own executive monitor in conjunction with a special on-line control console.³ The DES-1 programming language uses mathematical "operator" notation with emphasis on those functions commonly implemented by hardware components in an analog computer. This allows problems posed in analog block diagram form to be transcribed into a digital program with a minimum knowledge of digital computer programming. Special analog operators include Dead Space, Limiter and Bang-Bang. There are also seven different integration operators ranging in scope from simple rectangular integration to an Adams-Moulton procedure with error checking and control. The general form of an operator statement is

n OPERATOR $x_1, x_2, \dots, x_N = Y$

where n is an optional statement number for identification purposes, each x_i is an input and can be a product of an arbitrary number of terms, such as $x_i = A^*B^*C$, and Y is the label for the output variable. The symbolic representation for the operator statement appears in Fig. 4.

The DES-1 language also allows algebraic statements which combine any set of variables and constants with

Fig. 4 DES-1 OPERATOR SYMBOL



the basic arithmetic operations of add, subtract, multiply and divide. The language structure further contains a subroutine call capability which enables the use of METASYMBOL and FORTRAN IV subroutines for special purpose operations such as hybrid interface control.

The DES-1 executive-monitor supervises the execution of DES-1 programs in conjunction with on-line control via the DES-1 console. Both real-time and asynchronous modes are available. The former mode is associated with hybrid and simulated analog/hybrid computation, whereas the latter mode is used for all-digital check solutions and general problem checkout. This on-line communication between user and machine, together with the powerful structure and simplicity of the DES-1 language, significantly expedites problem checkout and optimization.

system library

The SDS System Library contains a large number of utility subroutines for use with the three processors, Real-Time FORTRAN IV METASYMBOL and DES-1. These programs include a full complement of elementary mathematical function routines such as sine, cosine, tangent, etc., in both fixed (24-bit) and floating point (39-bit mantissa, 9-bit exponent) arithmetic. There is also a duplicate set of floating point routines that are programmed for four decimal digit accuracy with proportional increases in speed. The latter routines can be used in simulation programs where full accuracy is not required and execution time must be minimized.

The System Library also includes many other important mathematical programs. Specifically, there are seven numerical integration routines, arbitrary function generation for functions of one, two and three variables, and a complete real and complex matrix package. Special mathematical programs which assist the simulation user in problem analysis are easily incorporated into larger main programs for preliminary investigation of the frequency content of simulation variables as well as other problem characteristics. Polynomial root solvers and curve fitting routines are typical of the available programs in this category.

Conversion routines to format data between single or double precision, BCD or binary, and fixed or floating point format are also a part of the System Library. These routines are of special importance for input and output of data through analog-to-digital and digital-to-analog conversion links. Additional subroutines are available for data conversion between different output media.

The Hybrid Executive Library consists of a large number of subroutines which provide for control of hybrid system hardware. All programs in this library are basic interface subroutines and are generally hardware depend-

ent. Hardware elements normally controlled by these routines are interrupts, analog-digital converters, interval timers, sense lines, signal lines including analog mode control, analog pot set, analog readout and computer to computer data exchange. Both operator and hardware error diagnostics are included within these routines.

All programs in the Hybrid Executive Library which refer to analog components access a Symbolic File. This file defines changes between program symbolic references and actual hardware elements. Special subroutines within the library permit the user to conveniently make these changes. Thus, run-time reassignment of analog hardware can be accomplished without program modification.

Interrogation of the Symbolic File by Hybrid Executive routines require additional execution time and program storage that is proportional to the current number of hardware reassignments. With no alterations, however, the overhead costs are negligible.

Hybrid Examiner is a software module which controls the execution of both digital and hybrid interface diagnostics. The program calls not only on digital diagnostics from the System Library, but also on hybrid interface subroutines from the Hybrid Executive Library. Included among the hybrid interface diagnostics are routines to verify operation of such devices as a real-time clock, interval timer and priority interrupts. Checking the performance of conversion equipment is accomplished by three additional programs, the DAC Open Loop Tests, ADC Open Loop Test and the DAC/ADC Closed Loop Test. The first of these programs provides statistical performance data on conversion channels and can also be used for equipment calibration or detecting maintenance requirements.

Hybrid Examiner is designed to operate in two modes, automatic and manual. Both are selected from the console typewriter. In the automatic mode, all diagnostic routines, both digital and hybrid, that can be executed without manual intervention are loaded into core memory together with their dependent system and hybrid interface subroutines. This entire set of diagnostic routines is then executed cyclically, each for a fixed length of time, until the program is terminated from the computer console. Equipment malfunctions detected during program execution result in the output of printed diagnostic messages, as well as output of statistical data on the performance of conversion channels. This automatic procedure is especially useful during periods of preventative maintenance or just prior to the start of daily system operation.

Those diagnostic routines which cannot be treated in the automatic fashion described above are executed in the manual mode. In this mode the operator selects via the console typewriter, any particular diagnostic routine for execution. Hybrid Examiner then loads the selected routine into memory, initiates its execution and continues performing the given diagnostic function until the program is terminated by the operator from the console. At operator discretion, any other diagnostic program may then be selected, loaded and executed in a similar fashion.

manual control

On-Line Hybrid Executive is a control program which permits the manual selection and execution of subroutines from the Hybrid Executive Library. Manual input commands are communicated to the program via the console typewriter or card reader.

On-line functions that can be accomplished via this program correspond, generally, to the same basic functions provided for in the set of Hybrid Executive subroutines. However, since manual, on-line operation is in-

involved, use of the latter library routines is structured differently than for real-time operation. For example, a basic executive subroutine will read a specified ADC line. In real-time operation, this routine is used in conjunction with a larger program that not only reads the ADC line, but also assigns the value read to a problem variable. With manual operation the value read is simply printed for immediate inspection.

The On-Line Hybrid Executive provides the user with direct manual control over hybrid hardware, either before, during or after a simulation run. When used prior to run time, it enables the operator to implement unforeseen changes in problem setup, as well as make final system checks. Discovery of inoperable analog components can be corrected by reassigning hardware elements via the Symbolic File feature. The On-Line Hybrid Executive can be automatically called into use from within a simulation program to provide intermediate on-line checking of elements and data. Control is subsequently returned to the main program at the point of previous exit. Furthermore, typewriter initiated requests, and resulting typewriter output, provide documentation of all on-line activities.

Hybrid Debug is a utility module designed to assist the simulation user in both program and problem checkout. As an adjunct to the On-Line Hybrid Executive, it also accepts commands from the console typewriter. For program checkout, it services requests for obtaining snapshots at selected points, masked memory searches, and decimal or octal memory dumps. A trace routine further provides for step-by-step program debugging with print out of symbolic machine language coding and decimal results. In-core corrections and logical insertions can also be made on-line to eliminate the necessity for immediate reassemblies or compilations.

Once the simulation user is satisfied with the successful operation of his basic digital program, there can still be concern over correct and/or optimum problem solution. Hybrid Debug contains additional features for facilitating such problem checkout. A typical typewriter request the operator can initiate in this area provides for the insertion of digital filters in the operational program to filter specified problem variables. The type of filter is selectable among several options; filter parameters are also specified by the user. The request format is

FILT, TYPE, VAR, ADD 1, ADD2, DECIMAL LIST

Hybrid Debug then locally inserts before address ADD 1 the digital filter specified by TYPE. VAR is the input to the filter and the output is placed in address ADD2. DECIMAL LIST contains the filter constants.

Noise generation, based on time dependent functions with specified variance, can also be requested in a similar manner and added to any problem variable. This allows the user to assess problem sensitivity to computational and other sources of noise. Additional requests serviced by Hybrid Debug provide for modified A/D and D/A conversion, magnetic tape output of variables, timing of subprograms, plus extrapolation and time delay of problem variables. Since all program modifications necessary to implement the above requests are accomplished via logical insertions, they are easily removed by a special DELETE, request. As with the On-Line Hybrid Executive, documentation of all requests is provided by input, and resulting output, on the console typewriter.

static & dynamic check

PATCH (Programmed Analog Total Check) is an analog on-line static check, and off-line dynamic check, program which operates under the control of MONITOR. It can be used for detecting both problem errors and analog

Fig. 5 Sample PATCH Program

equipment malfunctions. By means of PATCH, certain manual procedures are eliminated from daily operation.

Each PATCH source statement includes a variable name, a FORTRAN-like algebraic expression of the variable and, if appropriate, the name of the analog element where the variable may be read. The general form of an input statement is

ANALOG NAME VARIABLE NAME=EXPRESSION

Program segments are separated by four control words: PARAMETER, INITIAL OPERATE and END.

After problem setup, and with the analog computer in the static check mode, all analog elements appearing in PATCH source statements are read (measured) on-line via the digital computer. These measured values are used, together with other program-defined variables, to evaluate the expressions. The differences between measured and computed values are then compared against prescribed tolerances to detect possible programming errors or hardware failures. Since there is no restriction on what analog elements are read, the static check procedure can be as comprehensive, or as brief, as the user desires.

There are two modes of operation for PATCH when it is used for a static check. The first provides a component by component hardware check and can be applied at the beginning of daily hybrid operation using a pre-wired maintenance patchboard. No variable names are necessary in this mode. When PATCH is executed, only measured analog values are used in the computations, and hardware malfunctions can be isolated.

The second way in which PATCH is used provides a problem static check. In contrast to the first mode, programming emphasis now shifts to problem variables, rather than analog elements, in each PATCH statement. That is, each problem variable appears in a source statement with its corresponding analog element, provided the user wishes to check that particular variable. This type of operation allows the user to (statically) check whether or not the analog mechanization is solving his particular problem.

Both the static and dynamic check portions of PATCH are described by the same input language. Tabular data for function generation may be included in the input for use with special function operators in the dynamic check calculations; user supplied subroutines are also permitted.

General programming assistance is also provided. For example, complex expressions which represent potset values can be computed and, optionally are printed or output on punched cards for subsequent input via the On-Line Hybrid Executive.

Printed output from PATCH is under selective control of the user so that only pertinent data is presented during checkout. If malfunctioning analog elements are discovered in the checkout process, then after repatching, they may be logically circumvented in PATCH by using the Symbolic File feature of the Hybrid Executive. As with all other SDS hybrid software modules, the basic structure of PATCH is analog independent. Interface communication relies solely on routines from the Hybrid Executive Library.

A sample PATCH program and associated circuitry is illustrated in Fig. 5. The first group of statements set parameters which may be changed at run time. For example, DELTA, the integration step size, may be adjusted from .001 to obtain greater accuracy or execution speed on subsequent runs.

The second group of statements set initial conditions and identify problem variables with analog components.

PARAMETER

TIME = 0
 DELTA = .001
 TMAX = 1
 REF = 100
 A = 5.0
 S = 3
 SET1 = .4

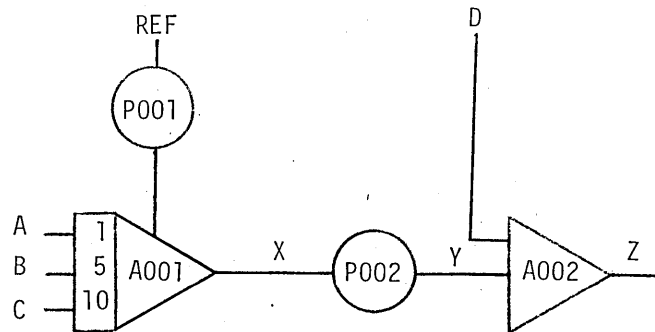
INITIAL

B = .3E-4*A
 C = 0
 D = A+B*C/S
 K001 K1 = SET1
 K002 K2 = .5
 P001 IC1 = K001*REF
 P002 Y = K002*X
 A001 X = P001
 A002 Z = Y+D

OPERATE

X = INT (A+5*B+10*C)
 Z = K2*X+D
 C = A*SIN(TIME)

END



The code letters K, P and A denote potentiometer setting, potentiometer reading and amplifier, respectively.

The last group of PATCH statements constitute the equations for a dynamic check. The first of these statements contains the integration operator INT which uses the Runge-Kutta-Gill method.

summary

SDS simulation software has been designed to satisfy the special requirements imposed by a simulation environment. At the same time, procedures and techniques normally associated with general data processing operations are also available. The important elements and characteristics of this software are:

- Real-time operating system
- Three automatic programming systems including a simulation-oriented language processor.
- Automatic diagnostic procedures
- Emphasis on direct man-machine communication
- On-line program-problem debugging
- Complete set of interface routines for analog setup and control. ■

THE EAI 680

by PAUL LANDAUER*

10-volt hybrid



The computing industry generally accepts three classifications of computing systems as being hybrid:

1. The analog computer with enough digital logic elements to provide flexible, automatic control of the analog computer and its elements. This concept can range from a small amount of digital logic to a self-contained general-purpose digital computer. The digital logic elements of the general-purpose digital computer (in this class of hybrids) are not used for actual computation.
2. The analog computer with enough digital logic elements to provide a computing capability which uses both the analog components and digital logic elements in a parallel computing fashion.
3. An analog computer and a general-purpose digital computer interconnected and operated together to solve a single complex problem.

In actuality, different problems require different combinations of all three concepts.

The EAI 680 Scientific Computing System, just introduced by Electronic Associates Inc., will satisfy all three classifications. It is available in levels of complexity from a very basic hybrid computer to a full hybrid system including patchable digital logic and a general-purpose digital computer. The basic system is completely wired to accept a full complement of plug-in computing components, permitting the computer to grow as requirements of the user expand. Prices range from \$30,000 to \$250,000.

The 680 has been designed to handle such applications as, in the process industry, the simulation and design of both analog and digital process control systems, studies of complex reactor dynamics, design of heat exchangers, parameter optimization—such as in non-linear chemical kinetics studies, simulations involving large fixed or variable time delays, automatic data fitting, stage system simulations, simulation of processes and control systems for operator training, system design for nuclear reactor heat exchange and control.

Its role in the university field will be three-fold: a tool for instructing students in the programming and design of a scientific computer; a dynamic demonstration device to portray the behavior of physical systems (hybrid simulation is uniquely capable in aiding student understanding of process and system performance), and as a tool for solution of significant problems in graduate and faculty research.

In the life sciences the 680 will provide the on-line signal processing and data reduction required in EKG and EEG studies. It enables the simulation of virtually any physiological system where the solution of partial differential equations is desired—such as in circulatory systems. It will also be applied to pattern recognition studies and training procedures.

The basic console of the 680 is designed for iterative hybrid computation and employs patchable digital logic elements to control the analog simulation. The analog computing components, the logical interface components, the digital logic elements, and the interface to a digital computer terminate on a single 4080-hole patch-

panel. All components are arranged in modules to minimize patching and to provide for convenient access during checkout and operation. The digital section of the patchpanel is clearly separated from the analog section, and different size patchcords are employed to eliminate accidental interpatching of analog and digital logic signals.

The EAI 680 utilizes a 10-volt reference, combining the dynamic performance of 10-volt solid-state systems with a new high in 10-volt component static accuracy (linear component static accuracy is .01%, multipliers are typically .015%). Special resistors and integrating capacitors with effectively zero temperature coefficients eliminate the need for an oven. Since most of the computing components are located directly behind the patchpanel, the 680 is a compact — 5 ft. x 5 ft. x 2½ ft. — unit which can be installed in a medium-sized office or small computing laboratory. No air conditioning is required and its low power consumption (due to the 10-volt reference) permits it to operate from any wall outlet.

In a single console, a fully expanded EAI 680 includes up to 156 amplifiers divided into combination amplifiers (integrator/summers), summers, inverters, and a total of 120 servo-set and 12 hand-set potentiometers. An expanded system also includes a full complement of non-linear computing components such as multipliers, sine/cosine function generators, exponential function generators, arbitrary function generators, and limiters. In addition, a slaving system and a large complement of trunk lines permits expansion of the system by adding any number of additional consoles.

To facilitate the programming of hybrid problems, a comprehensive logical interface is provided. This includes individual control of integrator modes and time scale, track/store units with logical control, high-speed electronic comparators with logical outputs, function relays, and electronic switches. The analog inputs and outputs of these elements are distributed throughout the analog modules and the logical inputs and outputs are terminated in the digital section of the patchpanel.

The patchable logic system employs clocked flip-flops, eliminating the possibility of false operation due to hazards and races, and simplifying the programming and checkout of a logic program. The logic elements include up to six four-bit registers, each of which can serve as a shift register, binary counter, parallel buffer register, or as four individual RST flip-flops. The logic elements also include a complement of AND-NAND gates, BCD up-down counters, monostables and logical differentiators. A complete monitoring and control system is provided for all of the logic elements.

In addition to this basic hybrid capability, the 680 has been designed for expansion with a stored-program digital computer. In this regard, the solid-state pot-setting and monitoring system can be linked to a digital computer to provide automated set-up and checkout. Terminations for both a high-speed data link and general-purpose control interface are provided.

The EAI 680 represents the fourth generation of hybrid computers to be developed by Electronic Associates, and the third major computing system to be introduced by the company within one year. Deliveries are scheduled to begin in the first quarter of 1966. ■

*Mr. Landauer is an applications engineer in the Computer Applications Research Section, Research & Development Div., of Electronic Associates Inc., West Long Branch, N.J.

HOW TO TELL IF IT'S FORTRAN IV

by DANIEL D. McCracken

There are currently more than two dozen languages that go by the name FORTRAN IV. As the accompanying table shows, they differ widely in their source language features, leading one to wonder how to decide whether a given language is FORTRAN IV if you meet it in the dark, without its label showing. As a service to the industry I wish to propose two tests for distinguishing between FORTRAN IV and other languages—very similar—that go by some other name, such as FORTRAN (no number).

1. What is the name of the square root function? If it is SQRT, you have FORTRAN IV; if it is SQRTF, you don't.

2. Can an EQUIVALENCE affect the ordering of variables in COMMON? No = FORTRAN IV; Yes = something else.

There are no other dependable distinguishing marks. I was once of the mistaken impression that FORTRAN IV implied a logical IF, double precision and complex variables, labeled COMMON, a DATA statement, adjustable dimensions, and other such items not found in FORTRAN II. However, there are many respectable FORTRAN IV languages that do not have these features.

I also used to think that FORTRAN IV was pretty much the same thing as the FORTRAN language proposed as a standard by the American Standards Association FORTRAN Working Group, and that FORTRAN II was about like ASA Basic FORTRAN in scope. It is clear that the ASA FORTRAN Working Group intended such a correspondence, as reported in the October, 1964, *ACM Communications*. But I am again mistaken, because there are languages called FORTRAN IV that lack many of the features of ASA FORTRAN.

In short, the "IV" tells you next to nothing.

It would be simple to suggest that everybody go by ASA, and use the words FORTRAN and Basic FORTRAN, without numbers, to mean what the proposed ASA standard says they mean. That is, FORTRAN would be "complete," and Basic FORTRAN would be a subset of FORTRAN. That, unfortunately, is too simple. It would be great if you could make the transition in terminology, but you can't get there from here.

According to today's folklore, FORTRAN-no-number is something teensy that the competition has, whereas FORTRAN-IV-with-a-bow-to-ASA has bells and whistles. In order to make "FORTRAN" the equivalent of the "complete" version, we would have to do a flip-flop, so that FORTRAN-no-number-no-modifier would mean the full treatment, and to attach the modifier "Basic" would be a mark of shame. But nobody wants to have to add a word that proclaims the lack of something. Modifiers are for bragging, not apologizing.

The proper word for the present situation is chaos. The only practical solution I can see would be for all concerned to agree that FORTRAN IV means ASA FORTRAN, and ac-

cordingly not title a language FORTRAN IV unless it has very nearly all of the ASA FORTRAN features. Omission of ASA FORTRAN features *might* be justified if machine characteristics made the items in some sense unnecessary. I would not care to see too many statements like "Our FORTRAN IV is just like ASA FORTRAN except that we don't have double precision or complex variables, a DATA statement, or three-dimensional variables." One is reminded of the definition of a bicycle as being the same as a car except that it has only two wheels and no motor.

Perhaps the self-discipline required to establish a meaningful correspondence between the terms "FORTRAN IV" and "ASA FORTRAN" is too much to expect of our highly competitive industry. And maybe nobody cares.


It does seem a shame, though, not to grasp the opportunity provided by the excellent standards work of the ASA Working Group to establish *some* meaningful nomenclature.

■ ■ ■ ■ ■ ■ ■ ■ ■ ■

The accompanying table is not intended to be a complete list of features in which FORTRANs vary. It lists some items in which languages of necessity vary, such as variable sizes, about which there is no dispute. The remaining entries are divided between features that distinguish ASA FORTRAN from ASA Basic FORTRAN, and features that go beyond either of them.

Roughly two-thirds of the languages described in the table have running compilers. The rest are from a few weeks to many months in the future.

An asterisk indicates that a feature is present; a blank, that it is not. The one exception to this rule is the case of the blanks for ASA number sizes, on which there is no standard. ■



A New York-based consultant who spends most of his time writing, Mr. McCracken is the author/co-author of nine books on programming. Prior to the text from which this article is adapted, he published "Numerical Methods and FORTRAN Programming" with W. S. Dorn of IBM. Mr. McCracken holds degrees in mathematics and chemistry from Central Washington State College.

This article is based in part on Mr. McCracken's book, "A Guide to FORTRAN IV Programming," just published by John Wiley and Sons.

	ASA Basic	ASA	ASI ¹ 6000 Series	Bur- roughs B5500	Com- puter Control DDP-24, 116, 124, 224	CDC 1604 3600 3800	CDC 6000 Series	PDP-6 ²
Maximum statement number	9999	99999	99999	99999	99999	99999	99999	99999
Maximum continuation cards	5	19	No limit	9	No limit	No limit	No limit	19
Specification statements must all precede first executable statement	*	*	*		*	*	*	*
INTEGER constant, maximum digits			7	11	7	14	18	11
INTEGER maximum magnitude			2 ²³ -1	2 ³⁹ -1	2 ²³ -1	2 ⁴⁷ -1	2 ⁵⁹ -1	2 ³⁵ -1
REAL constant, maximum digits			11	11	7	11	15	8
DOUBLE PRECISION constant, digits					14	25	29	16
REAL, DOUBLE PRECISION magnitude			10 ⁷⁶	10 ⁶⁹	10 ⁷⁶	10 ³⁰⁸	10 ³⁰⁸	10 ³⁸
Variable name maximum characters	5	6	6	6	6	8	8	No limit
Mixed mode arithmetic permitted			*			*	*	*
Assigned GO TO		*	*	*	*	*	*	*
Logical IF, relations		*	*	*	*	*	*	*
DOUBLE PRECISION operations		*			*	*	*	*
COMPLEX operations		*			*	*	*	*
LOGICAL operations		*	*	*	*	*	*	*
Dimension data in type statements		*		*	*			*
Labeled COMMON		*		*	*	*	*	*
Maximum array dimensions	2	3	3	3	3	3	3	3
Adjustable dimensions		*	*	*	*	*	*	*
Zero and negative subscripts								*
Subscript may be any expression, with subscripted variables permitted				*		*	*	
Subroutine multiple entries and/or non-standard returns							*	
DATA/statement		*	*	*	*	*	*	*
Object time FORMAT		*	*		*	*	*	*

¹Advanced Scientific Instruments

²Digital Equipment Corp.

³Electronic Associates Inc.

⁴Scientific Data Systems

	EAI ¹ 8400	GE 200 Series	GE 400 Series	GE 600 Series	Honey- well 200	Honey- well 800 1800	IBM 1401 1440 1460	IBM 1410 7010
Maximum statement number	99999	32767	32767	99999	99999	32767	99999	99999
Maximum continuation cards	19	No limit	No limit	19	9	19	9	9
Specification statements must all precede first executable statement		*		*	*	*		*
INTEGER constant, maximum digits	5	6	7	11	20	13	20	20
INTEGER maximum magnitude	2 ¹⁶ -1	2 ¹⁹ -1	2 ²³ -1	2 ³⁵ -1	2 ¹¹⁹ -1	2 ⁴⁴ -1	10 ²⁰ -1	10 ²⁰ -1
REAL constant, maximum digits	7	9	8	9	20	12	20	18
DOUBLE PRECISION constant, digits	14	18		19		20		
REAL, DOUBLE PRECISION magnitude	10 ⁷⁶	10 ⁷⁶	10 ¹²⁷	10 ³⁸	10 ⁹⁹	10 ⁷⁶	10 ⁹⁹	10 ⁹⁹
Variable name maximum characters	6	12	6	6	6	6	6	6
Mixed mode arithmetic permitted	*	*						
Assigned GO TO	*	*	*	*	*	*		
Logical IF, relations	*	*		*	*	*	*	*
DOUBLE PRECISION operations	*	*		*		*		
COMPLEX operations	*	*		*		*		
LOGICAL operations	*	*		*	*	*	*	
Dimension data in type statements	*	*	*	*	*	*		
Labeled COMMON	*			*	*	*		
Maximum array dimensions	7	63	3	7	3	3	3	3
Adjustable dimensions	*	*		*		*	*	
Zero and negative subscripts	*							
Subscript may be any expression, with subscripted variables permitted		*						
Subroutine multiple entries and/or non-standard returns				*				
DATA/statement	*	*	*	*	*	*	*	
Object time FORMAT	*	*	*	*	*	*	*	

¹Advanced Scientific Instruments

²Digital equipment Corp.

³Electronic Associates Inc.

⁴Scientific Data Systems

IBM 7040 7044 (8K)	IBM 7040 7044 (16- 32K)	IBM 7090 7094	IBM 360 D level E level	IBM 360 H level	NCR 315	Philco 2000 Series	RCA 3301	RCA Spectra 70 Size A	RCA Spectra 70 Size B	SDS ⁴ 9300	Univac III	Univac 1107
99999	99999	32767	99999	99999	99999	32767	99999	99999	99999	99999	32767	32767
4	9	19	19	19	19	19	No limit	19	19	No limit	9	19
			*		*			*				
11	11	11	10	10	11	12	7	10	10	7	6	11
2 ³⁵ -1	2 ³⁵ -1	2 ³⁵ -1	2 ³¹ -1	2 ³¹ -1	10 ¹¹ -1	2 ³⁹ -1	10 ⁷ -1	2 ³¹ -1	2 ³¹ -1	2 ²³ -1	10 ⁶ -1	2 ³⁵ -1
9	9	9	7	7	12	11	8	7	7	12	10	9
	16	16	16	16	21	21		16	16	19		17
10 ³⁸	10 ³⁸	10 ³⁸	10 ⁷⁵	10 ⁷⁵	10 ¹⁵⁰	10 ⁶¹⁶	10 ⁹⁹	10 ⁷⁵	10 ⁷⁵	10 ⁷⁷	10 ⁵⁰	10 ³⁸
6	6	6	6	6	No limit	6	6	6	6	No limit	6	6
			*	*	*			*	*	*		*
	*	*		*	*	*	*		*	*	*	*
*	*	*		*	*	*	*		*	*	*	*
	*	*	*	*	*	*		*	*	*		*
	*	*		*	*	*		*	*	*	*	*
	*	*	*	*	*	*	*		*	*	*	*
*	*	*	*	*	*	*	*	*	*	*	*	*
	*	*		*	*	*	*		*	*	*	*
3	3	7	3	7	No limit	3	3	3	7	No limit	3	7
	*	*		*	*	*	*		*	*	*	*
					*					*		*
					*					*		*
		*		*	*				*	*		*
	*	*		*	*	*	*		*	*	*	*
*	*	*		*	*	*	*	*	*	*	*	*

COMPUTER CHARACTERISTICS

the role of software

by DAVID E. WEISBERG*

In past issues of DATAMATION, while also supplying information on computers recently added to the *Computer Characteristics Quarterly*, this column has discussed some of the more significant computer hardware trends. Several recent developments in software, however, indicate that this aspect of computer technology is assuming increasing importance and may soon overshadow changes to physical equipment. This is all the more likely in view of the mounting evidence that improvements anticipated in computer hardware dur-

ing the next few years will not be as spectacular as those of the past several years. Rather, it will probably be a period of consolidation in which manufacturers who have not already done so will announce compatible series of computers and then, with minor additions and modifications, extend the market life of the series. An example of this is IBM's recent announcement of the System/360 Model 44 and the expansion of the basic series capabilities through the availability of 1,600-bpi magnetic tape. Those who are relatively new to data processing may

SECTION I

	Monthly Rental Typical Range	First Delivery Month and Year	Processor Speed Complete Add Time in Microseconds	Storage Cycle Time in Microseconds	Internal Storage Capacity in Thousand Words	Word Size	Magnetic Tape Thousands of Characters per Second	Buffering	Read Forward and Reverse	Disc Storage Capacity per Unit	Access Time in Milliseconds	Thousands of Characters per Second	Drum Storage Capacity per Unit	Access Time in Milliseconds	Thousands of Characters per Second	Peripheral Devices Cards per Minute In-Out	Paper Tape Characters per Second In-Out	Printer Lines per Minute	Off-line Equipment	Other Features Program Interrupt	Index Registers	Indirect Addressing	Floating-point Auth.	Memory Protection	Byte Manipulation	Console Typewriter Software	Algebraic Compiler	Business Compiler	
IBM 360 Model 75	\$80,000 (45-170)	11/65	.8 ^c	.75 ^d 262-1048	1a ^f 30-340	MRWC	✓	207 M ^k	312	4.175 M ^l	1200	1000	—	200 ^p 1800	1100	360	—	—	✓	✓ ^s	—	✓ ^u	✓	✓	✓	✓	✓	✓	
C. Overlapped core banks allow increased internal speed. Add time is for four characters or a 32-bit word. D. Cycle time is for eight characters. E. Each character is eight bits or two decimal digits. F. Note: Replaces computer formerly marketed as Model 70. See IBM 360, Model 92. U. Double-precision floating-point included.																													
IBM 360 Model 65	\$50,000 (34-100)	3/66	1.3 ^c	.75 ^d 431-1048	1a ^f 30-340	MRWC	✓	207 M ^k	312	4.1 M ^l	1200	1000	—	200 ^p 1800	1100	360	—	—	✓	✓ ^s	—	✓ ^u	✓	✓	✓	✓	✓	✓	
C. Add time is for four characters or a 32-bit word. D. Cycle time is for eight characters. E. Each character is eight bits or two decimal digits. F. Note: Two slower versions, the Model 60 and Model 62 will be delivered in late 1965 and be replaced in early 1966 by the Model 65. A multi-processor version of the Model 65 will be available as the Model 67. P. S. See IBM 360, Model 92. U. Double-precision floating-point included. Note: Replaces computer formerly marketed as Model 70.																													
HONEYWELL Series 200 Model 8200	\$36,575 (33-80)	12/67	3.8 ^c	.75 131-1048	1a ^f 7-124 ^g	MRWC	✓	15 M ^k	100	2.6 M ^l	102	800 ^m	600 ⁿ	650 ^p 800	100	120	950	200	—	✓	102	✓	✓	✓	✓	✓	—	—	
C. Normal three operand addition. Add time of 22.8 microseconds for two five-character fields. D. Binary and decimal arithmetic instructions are available allowing eight characters to be used as 48b or 12d words. E. One-half and three-quarter inch tape units available. Numeric information can be transferred at up to 186,000 ch/sec. Tape units have programmed error correction. F. Magnetic card device. Units with up to 300 million characters with access times of 225 milliseconds are available. G. Punch speed varies up to 400 cpm depending on number of columns punched. 240, 400 and 650 cpm readers and 250 cpm punch available. H. 200 and 1000 char./sec. reader available. I. Up to 1,266 lpm for numeric only, 132 position printers available. 150 and 900 lpm available. Note: Up to nine programs can be processed concurrently.																													
UNIVAC 494	\$25,000 (22-35)	3/66	.75	.375 16-131	30b	8.5-96	✓	132 M ^k	126	1.3 ^l	1200	800	400	922 1004	300	110	700 1050	—	—	✓	14	—	✓	✓	—	✓	✓	✓	
K. Fastrand II. Modular Fastrand holds 11M characters with average access time of 67.5 milliseconds. This drum is listed under disc storage because its function is similar to a disc in this system. L. FH880 drum with 3.9M characters capacity, 17 milliseconds access time, and 300K char./second transfer rate also available.																													
UNIVAC 491, 492	\$17,000 (13-22)	10/65	9.6	4.8 16-65	30b	8.5-96	✓	132 M ^k	126	3.9 M ^l	300	800	400	922 1004	300	110	700 1050	—	—	✓	7	—	—	✓	—	✓	✓	✓	
K. See UNIVAC 494. Note: Model 491 has 8 input/output channels as standard equipment and Model 492 has 14. Model 491 may be increased to a maximum of 14 channels.																													
COMPUTER CONTROL DDP-124	\$2,500 ^a (2.1-6)	1/66	3.5	1.75 8-32	24b	25-150 ^c	—	—	—	—	—	—	—	—	—	—	—	—	—	—	—	—	—	—	—	—	—	—	—
A, G, M, S, Y. See DDP-224. Note: System is program-compatible with the DDP-24 and DDP-224.																													

*Mr. Weisberg is a senior staff member of Charles W. Adams Associates, Inc., and editor of that firm's "Computer Characteristics Quarterly,"

available for \$10 a year from Adams Associates, 575 Technology Square, Cambridge, Mass. 02139.

not realize that until a few years ago virtually no software was supplied by most of the manufacturers, and it was necessary for individual users or groups of users to supply such commonplace programs as assemblers and batch-oriented operating systems. Those that were available were not very convenient to use or efficient; but, for that matter, neither were the computers. Gradually, manufacturers began furnishing these software items and the users, led by the universities, turned to advanced software projects such as syntax-directed compilers, multiprogramming, problem-oriented languages, and time-sharing.

It is becoming apparent that these techniques are no longer laboratory curiosities but will be available for numerous computers in the near future. Many manufacturers are using new compiler-building techniques, such as syntax-driven generation, to reduce the cost of compiler development and produce families of compilers. Operating systems with multiprogramming capabilities are being offered by GE, IBM and CDC, among others, and DEC has for several months had a time-shared operating system available for its PDP-6 computer.

In addition to these new software techniques, some effort is being made to give the smaller business user the means for implementing new applications more rapidly. Examples are NCR's BEST programming package, which is data processing system-oriented, and the banking programs available from NCR and Burroughs. The key factor is that this software is all being supplied by manufacturers rather than by users. Even the producers of small

scientific computers are finding it necessary to provide compilers and operating systems.

This stems from several factors: the cost of some of this software is so high that only manufacturers can afford it; the competitive nature of the market dictates the provision of such software as a condition for basic survival; and the complexity of the equipment requires that a very machine-oriented group of programmers be used to prepare these routines. An important effect of this situation is that the user must consider both the hardware and software together when evaluating a system, for he will rarely use the equipment without the manufacturer's software acting as a buffer between the programmer and the computer.

The future will probably see an expansion of the manufacturers' involvement in software development as they attempt to solidify their positions. Hopefully, a significant amount of concentration will be placed on producing software that is better oriented to the creation of new programs. The software available for debugging and validating programs on most computers is grossly inadequate, and one dreads the thought of the flood of paper possible with a large multiprogrammed operating system if programmers continue to debug by asking for complete core dumps every time they are in trouble. More emphasis will undoubtedly be placed on using the computer to aid in debugging its own programs through a high degree of output selectivity and responsive interaction with on-line users. ■

THE DPMA FALL CONFERENCE

dallas doings

□ The boys in Big D have lined up some big doings for the DPMA Fall Conference and Business Exposition. An outdoor barbecue and rodeo will be supplemented this year by 33 seminar sessions (21 panels and 12 papers) and a panel reunion of Eckert and Mauchly. All this and more will occur Nov. 3 to 5 at the Adolphus Hotel in Dallas, Texas. Sponsored by the Data Processing Management Assn., the conference is open to people interested in systems, management and dp, and related areas.

Receiving top billing is the Technology Panel, the morning of Nov. 3. It will feature five PhD's: J. Presper Eckert, John Mauchly, Cuthbert C. Hurd (moderator), Fred P. Brooks Jr., and John W. Weil. Eckert, vp of Univac, will discuss "The Status of Computer Components and Technology;" Mauchly, president of Mauchly Associates, handles "The Status of Computer Applications for Management;" Brooks, formerly with IBM and now chairman of the Dept. of Information Science at the Univ. of North Carolina, "The Status of Compatible Computer Families;" and Weil, who is manager of Systems and Processors Operation for GE's Computer Dept., will look at "The Impact of Time-Sharing Systems."

In the seminar sessions, topics will range from automated design engineering to utility company management information systems, and include graphic dp and the universities' contributions to data processing. The business management implications of dp will be discussed on the Presidents Panel by the chief executive officers of four corporations: Clyde Skeen of Ling-Temco-Vought Inc., Harold P. Goodbody of Goodbody & Co. (stockbrokers), Peter G. Peterson, Bell & Howell Co., and Pat Haggerty, Texas Instruments Inc.

The conference convenes with a keynote address by T. J. Watson Jr., board chairman of IBM. But the day before the opening, there will be a repeat of the COBOL Seminar Program that DPMA presented earlier this year in Los Angeles and San Francisco. Chaired by Stanley M. Naftaly, this program will present a well-rounded view of the business language by implementors, users, and language designers, as well as people in the standard activities.

For conference-goers tired of seeing the boys in the back room, this is a chance to mingle with the fellows in the front office. They're the ones who paid the \$85 registration fee; DPMA members paid only \$75.

PROGRAMMING DOCUMENTATION

by ROBERT G. SNYDER

The subject of computer systems documentation is receiving increased attention in the U.S. as conversion to newer computers becomes more frequent. Without adequate documentation, the obstacles of conversion are practically insurmountable. Even with documentation, the task is difficult.

On the surface, documentation appears to be a time-consuming, laborious chore. But when the subject is closely examined, it becomes obvious that the bulk of the documentation is created as a result of doing a good systems job. This will be true unless the documentation requirements are so elaborate that to conform with them would be as time consuming as doing the complete systems job.

Why document in the first place? Without documentation a flaw exists in the overall system. Some analysts and programmers retain pertinent information in their desks; others retain the information in their minds. The information retained is never uniform. Specifically, some programmers prepare very elaborate flow charts, but fail to make program comments. Hence, they are defeating the purpose of easy identification. The scope of information retained has a wide range. Some programmers keep every scrap of paper directly or indirectly involved with the program. The other extreme is, "Here is my post list; what more do you want?"

In order to establish a degree of uniformity, standards must be written to specify clearly the scope of information to be documented; the location of each piece of information; information which must be standardized such as flow chart symbols, character writing conventions, certain forms to be used, etc. When the documentation is assembled it could be called a job manual. The contents of a typical job manual are illustrated in Fig. 1. Observe the arrows to the right of the pages.

Such a manual is comprised of three sections. The first section applies to each job even though it is not a computer application. Since some departments are engaged in all forms of office improvements and business applications, not all documentation is necessarily computer oriented.

The second section is devoted to noncomputer or EAM applications. The title of this section is self-explanatory.

The third is documentation which is prepared for each computer program written. Notice that a certain amount of this information can be duplicated, thereby creating an operator's manual to be used for processing the operational programs.

general section

In the first section there are six groupings, A through F:

- A. *The Title Page* is the first page. It specifies the name of the job, and all programs contained in the manual are listed under the title. The job coordinator (the individual responsible for overseeing the job) and programmers' names appear in the right hand corner.
- B. *Table of Contents* is next and is prepared last. Each page in the manual is given a section number and page number. The general section of the manual can be section 01, the noncomputer or EAM section 02, the

for smoother conversion

record layouts and systems-run diagrams can be in section 03, and each program has its own section number. For example, if six programs comprise a job or system, the first program will be in section 04, the second program will be in section 05, and the sixth program will be in section 09. This form of numbering provides a great deal of flexibility, as 99 sections can be used with an infinite number of pages in each section. Each section and page is recorded in the table of contents, along with a descriptive title of the page.

- C. *Background of the Project.* A concise, narrative statement which describes the existing system is written on this page. The description includes background information to show why the job was initiated and the ultimate objectives.
- D. *Description of New System.* A narrative description of the new system is the subject of this page. The description should explain, in general terms, how the new system functions, what fixed personnel responsibilities exist, basic understandings which exist, shortcomings and limitations which must be recognized, and any plans for the future.
- E. *Economic Evaluation.* The economic evaluation is an itemized breakdown and definition of systems costs. Included for consideration are:
 1. The analyst's or programmer's time spent in defining the computer system. Specifically, this includes the time spent talking to personnel, preparing flow charts, record layouts, etc. In effect, all work done before writing the program is considered to be definition.
 2. The time spent writing and testing the program.
 3. Time spent documenting—i.e., preparing the operating instructions, control instructions, and general documentation.

The estimated times are multiplied by a charge for personnel and/or equipment to be used. The sum of the separate totals becomes the job cost.



Mr. Snyder is lead systems analyst in the Business Systems section of the Systems Development Dept., Tennessee Eastman Co., Kingsport, Tenn., where for two years he has been developing and implementing program and documentation standards. He is also chairman of GUIDE's Program Standards and Documentation subcommittee, and has been a programmer and analyst with Eastman Kodak since '58. He holds a BBA in economic statistics from the U. of Georgia.

Despite the author's position in the user organization, the contents of this article is in no way sanctioned or endorsed by GUIDE International.

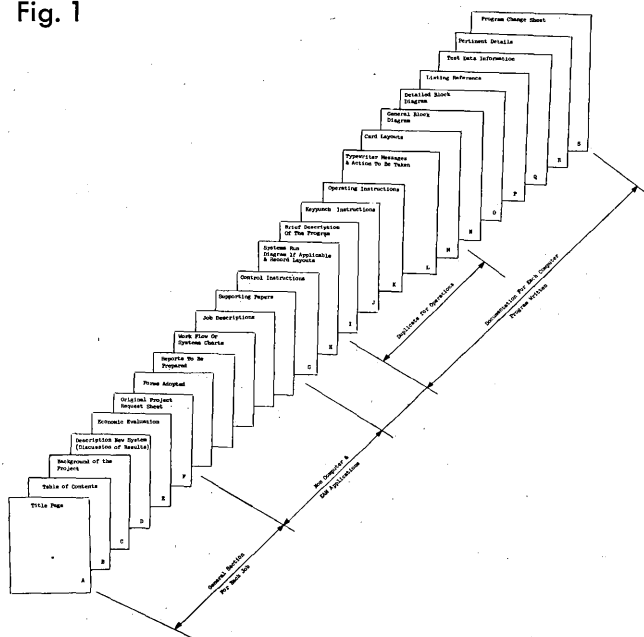
When a computer or EAM system is to replace an existing system, a comparison is made between the existing and the proposed systems. For example, how many dollars will be saved over the existing system, or when cost isn't a prime factor what intangible benefits are to be derived—i.e., easier forecasting, saving of supervision's time, etc. Even when an investigation is conducted for potential machine applications but is turned down as being economically impractical at the time, all figures are retained for future evaluation. When new hardware or equipment is announced, some evaluations are reviewed to see if installation of the system would now be feasible.

F. *Original Project Request Sheet.* The final page in the first or general section is the project request form, completed at the initiation of any large project. In effect, it is a history of why the project was initiated. It covers the data showing why the project was proposed, the tangible savings which can be derived from the proposed system, personnel who are responsible for design and implementation of the new system, target dates, and, quite important, the signatures of management who approved the project.

(Although the main emphasis of this article is on computer documentation, the EAM or noncomputer section should be mentioned here, for it is a consideration in a job manual).

G. *Control.* Where a control group is involved, section G would apply to any operation whether it be EAM, EDP, or noncomputer. Members of the control section are not responsible for programming or machine applications, but are responsible for seeing that the input data is on time for the respective machine applications, that all input data is in the proper sequence, and that all control checks have been made. The same group is also responsible for the output; i.e., know what to do for each error message; make sure all control totals

Fig. 1



balance out, and that the output is sent to the designated personnel. The control instructions in section G merely specify in a concise, step-by-step manner what specific duties will be performed by the control clerk, and how each error message is to be handled.

H. *Systems Run Diagram and Record Layouts.* Each job is treated as an entity, and only programs which apply to the specific job are shown on the systems-run dia-

gram. The same stipulation applies to the tape record layouts.

operator's segment

A certain amount of information which appears in the job manual can be duplicated for the operating department. The page which might seem superfluous is the brief description page. When jobs are processed monthly, quarterly, or when longer periods of time are involved, it can be beneficial for the brief description to appear in the operator's manual. This allows the operator to review the purpose of each program.

I. *Brief Description of the Program.* A concise statement of the program objectives is given in this section. In addition to the objectives, a detailed explanation of what the program is doing is given in a narrative description which follows the logic of the program.

J. *Keypunch Instructions.* Generally keypunch instructions defined in this section apply to control cards as opposed to data cards. Usually two types of control cards are involved.

1. Cards which contain both fixed and variable information and/or
2. Cards with fixed information only.

For cards which contain both fixed and variable information, each field must be defined. For fixed fields the information will be written in the actual form in which it is to be keypunched. When a field is variable, the information which is to be keypunched in the field is defined. For example, program number, current computer date, actual date of run, etc. A multiple card layout form is generally used for this purpose.

Where the entire card contains fixed information, the card can be keypunched once and inserted in a pre-prepared card pocket opposite the operating instructions. This eliminates keypunching every control card for each computer run. Cards of this type would include program select cards, sort cards, etc.

K. *Operating Instructions.* The information on the form would consist of some of the following:

1. Program name
2. When the run is scheduled
3. Job number
4. Program number
5. Estimated run time
6. Alteration switch settings
7. Tape units used
8. Names of tapes
9. Tape retention dates

L. *Typewriter Message.* The next page is for listing all programmed typewriter messages, which should include: (1) The message number; (2) the message verbatim; and (3) action, if any, to be taken by the operator. Typewriter messages are restricted to messages which require specific operator action or which are for control purposes.

M. *Card Layouts.* Each card used in a program is shown in its order of entry, and the format is defined in the card layout section. The upper and lower limits of each field are clearly defined. Why show card layouts in the operator's manual? Should an accident occur between the hours of 5 p.m. and 8 a.m., the operator would be able to assemble the cards without assistance and could run the program. Also, should the control clerk inadvertently omit a control card or a date card, the operator could prepare the card and insert it in the proper location in the program.

final sections

N & O. *General and Detailed Flow Charts.* It is hard to draw a clear line of distinction between the general

Planning Research Corporation

ANNOUNCES
THE ACQUISITION OF

Mesa Scientific Corporation

and the merging of the data processing software capabilities of both organizations. Now one source, unbiased by any hardware affiliations, provides *complete* software services.



PLANNING RESEARCH CORPORATION

Home office: 1100 Glendon Avenue, Los Angeles, California 90024

Washington, D.C. • Englewood Cliffs • Honolulu • Norfolk

Paris • St. Louis • Territory of Guam

The Two Corporations are currently engaged in the production of 20 compilers, and design and implementation of large systems for communications, intelligence, command and control, seismic data processing, business data processing and ISR. Special capabilities in system analysis and real-time programming are being applied to the Surveyor, Mariner, Saturn V, and Apollo projects.



MESA SCIENTIFIC CORPORATION

University Plaza, 4500 Campus Drive, Newport Beach, Calif. 92660

Inglewood • Pasadena • San Diego • Houston
Huntsville • Washington, D.C. • Cape Kennedy

and detailed flow chart. Where small computer programs are written, a combination flow chart is drawn. Large programs require both general and detailed flow charts. The general flow chart consists of one block for every subroutine. Cross referencing between the flow chart and the program is accomplished by labels.

For uniformity a specific form of flowcharting paper is used. Generally the paper is 17" x 11" with a space reserved for job name, program number, author's name, and other information which is deemed necessary. Usually standard flowcharting symbols and character writing conventions are used.

- P. *Listing Reference.* A copy of the latest program listing appears next. It can be used for reference, patching, switch settings, etc.
- Q. *Test Data Information* is documented and filed in this location. Test data used prior to installing the program on an operational basis should be retained in card form and filed along with the program source deck. Where test data has been designed to test specific routines, the test cards should be identified with the name of the routine. The name of the routine and its objectives will be documented and filed in section Q of the manual.

Another approach is to keep the keypunch forms on which the test data was created and adequately note the purpose of each card or set of cards.

Why retain and document test data? The primary reason is to test minor program changes. Where changes are necessary the old test data would serve as a basis for comparing new tests to the last test run prior to changes. Such a test would insure that other data fields are not being inadvertently changed. Retention of test data could expedite the checking of program failures which occur during a production run. Also, on rare occasions hardware failures could be checked.

It is suggested that along with the test data a copy of the last test run be retained. This would include the input and output data as well as a memory dump.

- R. *Pertinent Details.* These include some of the following items:
 1. Tables—their significance and core locations. A brief description of the function of the table is highly desirable.
 2. Switches are identified, and their significance in the program is defined.
 3. Key memory locations and their significance should always be identified.
- S. *Program Change Sheet* is the final page in the job manual. To make sure that all program changes have been made, the sheet must be completed whenever a change goes into production. Information on the change sheet includes:
 1. Program number being changed
 2. Who authorized the change
 3. Programmer who made the change
 4. Date change went into effect
 5. The nature of the change

All change sheets remain at the end of the job manual until the programs are completely rewritten, or discontinued because of obsolescence.

To verify compliance, all documented job manuals are turned over to one person for review. The reviewer checks the manual to insure that it is complete and conforms, in all respects, with the prescribed standards on job manual

documentation. When errors are detected, notations are made and the job manual is returned for corrections. This cycle is continued until the manual is acceptable. Then the documentation is reviewed by the supervisor, computer operations, to insure that all phases of the computer operations are completed. If any information is lacking at this point, the manual is again returned to the programmer for further correction and revision. When the manual is finally accepted, it is given to the central librarian along with all related information, consisting of the source deck and test decks.

central library

The central librarian manages a central library for filing the information generated and other computer-related information. One girl can be responsible for the library and have the following responsibilities.

- A. *Maintaining a Reference File.* The reference file contains all computer manuals and brochures. Emphasis is placed on computer publications; however, all technical publications, computer newsletters, product announcements, bulletins, etc., are kept on file. This information remains in the library at all times.
- B. *Job Manuals.* All computer information created for each computer program and filed in a binder or notebook is in the library.
- C. *Program Listings.* For each program, a binder can be prepared. The binder contains a pre- and post-listing of the program, a copy of the last debugging run made with a core dump, and a listing of the test data used for debugging the program.
- D. *Card Decks.* The source and test decks can be given to the librarian when the program is completed. The object deck is given to operations, and the source and test decks are filed by the librarian until checked out for program revision or obsolescence. The librarian would be responsible for filing and knowing the location and status of these card decks at all times.
- E. *Textbooks.* Books which are purchased by the programming and systems departments are turned over to the librarian. The books usually pertain to computer systems or data processing. The books can be checked in and out.
- F. *Program Numbers.* When a program is written, the librarian assigns it a number. At the time the number is assigned, she will be given the title of the program, information to show how the program is to be used, the programmer's name, etc. This information is key-punched on a card and filed. Periodically the cards are sorted and listed, thereby making available detailed information about each program.
- G. *Forms and Supplies.* The librarian could be responsible for maintaining an adequate supply of forms to be used in programming.

It can be seen that the library would have two purposes: (1) Information about a particular job would be extracted from the programmer's desk or transcribed from his mind. The information is put into a concise package known as a job manual and filed in a central location. It can be used in the future by the original programmer or by a maintenance programmer. And (2) a central location is available for filing all computer-related information.

Uniform documentation of all computer programs, filed in a library, simplifies conversion. The system described in this article is not necessarily the best, but it does provide information which is necessary for conversion, or even program maintenance; and the best part is that most of the information is generated as part of doing an adequate systems job. ■

**what
does it take
to come up with a
small-scale, high-speed
general purpose
computer?**

**CONTROL DATA
CORPORATION**

the new CONTROL DATA

**Power comparable to many
"large-scale" computers;
ability to handle other jobs
between real-time decisions**

Take speed—the memory cycle time for the new CONTROL DATA 1700 is 1.1 microseconds—faster than many large-scale systems. But highly specialized applications such as industrial control, high-speed data acquisition and communications require high analog-to-digital and digital-to-analog conversion rates. Here's where the 1700 really shines. Analog data is "digitized" at speeds in excess of 250,000 words per second while digital data can be converted at rates in excess of 500,000 words per second. Input/output subsystems permit utilization of mathematical analysis and filtering techniques in real time—convert the 1700 into the most advanced and versatile data acquisition and hybrid computer system available today. Software is organized so you can easily take advantage of these real-time, on line capabilities. And as a 1700 bonus, you'll discover extra processing time available for on-line simulation of future control problems, or for "background" Fortran processing.

**Price/performance ratios
that mean savings for any
on-line control system**

Under certain conditions, we can offer 50% more performance for 30% less cost.* Of course, we cannot make a similar claim for every user—there are just too many variables to be measured when analyzing highly individualized industrial control, high-speed data acquisition and communications applications. However, The CONTROL DATA 1700 System gives you, within a coordinated selection of standardized off-the-shelf modules, these variables to choose and mix. You get a total package flexible and versatile enough to be tailored to exacting specifications with only minor modifications. In this way, the best possible cost/performance ratios are achieved. Our design objectives were defined by the same considerations. The result is a unique selection of hardware, software and special programming that you can readily mix to meet specific rigid requirements.

*Recommended system prices begin at \$1200 monthly lease.

Int
an
for
I/C

The C
levels
estab
tially
allow
comb
tion a
devic
data
This s
1700
Fortra
groun
applie
effici

BUSINESS REPLY MAIL

No Postage Necessary If Mailed in the United States

POSTAGE WILL BE PAID BY

Control Data Corporation


8100 34th Ave. South

Minneapolis, Minnesota 55440


FIRST CLASS
Permit No. 8421
Minneapolis, Minn.



Peripherals, software and systems
CONTROL... DATA ACQUISITION



PAGE READERS



LINE



CONTROL DATA[®]

1700


**Interrupt that "never forgets,"
and program protection
for computation and
I/O functions**

The CONTROL DATA 1700 offers a choice of two or sixteen levels of interrupt. This means that program priorities can be established to keep the flow of information on an even, essentially time-shared basis. A unique program protect feature allows unprecedented confidence in multi-programming of combined on-or off-line routines, and in simultaneous operation and program debugging or simulation. Many peripheral devices may use the computer simultaneously. Two types of data channels are available to avoid input/output traffic jams. This superb interrupt organization is another reason why the 1700 can do so many things. For example, "background" Fortran processing can proceed simultaneously with "foreground" or primary control applications. But whatever the application, foolproof interrupt keeps the 1700 operating efficiently, continuously, dependably.


**The reliability of proven
circuitry to guard against
system downtime**

Industrial control systems challenge a computer's reliability to the utmost—a simple processing error can be extremely costly. The CONTROL DATA 1700 offers "industrial control system reliability" for any application including those involving tricky direct digital control techniques. The circuit design is based on the same advanced silicon transistor technology used for the famous "6000" Series Super Computers. This circuitry, plus a forced-air cooling system, keeps the 1700 operable even when temperatures vary from 40° to 120°F. and the relative humidity rises to 80%. It is also protected against line dropouts, line transients, power surges, sharp noise spikes and other failures including inadvertent computer hangup due to non-responding input/output equipment. Special remote entry and display peripheral devices are also available for supervising the system at all times.


and systems support for INDUSTRIAL
ACQUISITION...COMMUNICATIONS




LINE PRINTERS



TAPE TRANSPORTS



DISC STORAGE FILES



VISUAL DISPLAYS

Only a few of the CONTROL DATA 1700 package peripherals are shown here. For more on peripherals, please turn page.

CONTROL DATA 1700 Computer System

Design Features

The 1700 computer system is a unique "off-the-shelf" approach to industrial control, data acquisition and communication applications. It means you can order a system as a complete package without the time and expense of custom tailoring. It means you can work with memory modules in increments of 4,096 eighteen-bit words—up to 32,768 words. Standard software packages are available for the 4,096; 8,192; 16,384 and 32,768 modules; however, large memory increments are not necessary to implement software. It also means that you can take advantage of the space saving economies inherent in modular construction as well as the convenience of modular installation and expansion.

Peripherals

The 1700 package was developed to lead the field in applications involving the utilization of analog information, digital relay closure signals, thermocouple inputs, pressure and temperature transducers, process instruments and flow meters. To do this, the package includes a wide variety of peripheral and I/O gear plus a special device to simplify the synchronization of I/O equipment. In addition to the standard data processing input/output equipment, there is an extensive list of system components to meet individual job functions within the major areas of 1700 system application.

Software


Standard software packages for the CONTROL DATA 1700 include a monitor or executive system which will oversee the operation of other standard or special packages within its framework; an extensive, modular, industrial control package; basic and expanded assemblers; an efficient Fortran compiler; and various utility, I/O, and arithmetic packages. All standard CONTROL DATA 1700 software will operate on-line and in real-time, and has been designed to expand system utility by minimizing the need for specially designed software routines.

CONTROL DATA
CORPORATION



Please send me complete details on the CONTROL DATA 1700 Computer system. My area of application is

- INDUSTRIAL CONTROL
- DATA ACQUISITION
- COMMUNICATION
- OTHER



Name _____

Title _____

Company _____

Address _____

THE ACM CONFERENCE

cleveland capers

The bloom is almost gone from the terms "time-sharing," "real-time," and "man-machine interaction." But the definitions are still muddy, and the tremendous software effort needed to make these concepts efficiently and universally applicable has just begun. These were points illustrated at the recent national conference of the Assn. for Computing Machinery held in Cleveland.

More than 1,000 persons gathered in the Ohio megalopolis to take their pick of 16 technical sessions, seven panel discussions, and 25 special meetings. With no opening session, perhaps the best lead-off could have been "Computer Aids to the Handicapped." Besides discussion of specialized aims, it was noted that some of the basic obstacles to computer use by the physically or mentally handicapped also face those with normal handicaps — of memory, idea correlation, etc. Needed are inexpensive I/O equipment, elimination of the language barrier, sophisticated software able to do a variety of tasks, and psychological rapport by man and "aid." Economic motivation — not charity — and ingenuity are required for fast and proper development of these devices, the panel noted. E. Avakian of Bunker-Ramo emphasized that the paralytic doesn't need expensive elaborate machinery to drink a glass of water, when a "straw will do."

The computer "in every pot" idea found proponents among the panel for the "Next Step in Programming Languages." The articulate group mostly agreed that the next progression would be to natural, English-language input which subsumes mathematical expression; various subsets of this would be identified by each class of user. There was great confidence that the inefficiencies of English would be overcome in refinement of the subsets and in education and control of those who write them (say one of 10 "users"); inefficiencies suffered would be offset by the value of permitting more people to use the computer. But, said one attendee, this giant step was so casually treated that one was led to believe it was almost an accomplished fact. Too much agreement among the panelists was unfortunate. Specific comparisons among this approach, the present languages, and other choices were lacking; and in the melee of questions from the floor, even the definition of "natural language" was blurred.

PL/I received a small share of the attention, including some potshots. A direct swat came from G. Hayman of Case Institute with his paper on "An Extended Algol-Based Language," whose approach "makes New Programming Languages which are amalgamations of most currently used languages completely unnecessary."

An all-manufacturer panel on time-sharing did a beautiful job of fielding some good questions, but it was still informative. Questioned on ease of operating time-sharing systems, G. Oliver of GE noted that the Dartmouth GE system has an instruction manual printed on two sides of one piece of paper. On the other hand, said Watts Humphrey of IBM, as you go to larger more general-purpose systems, you have to match a wider range of users to a system, and thus have to get more involved in paper work. R. K. Nelson of Control Data, who had discussed the 6000

series (and noted a forthcoming smaller t-s system in the 3000 series), had a difficult time with the question of hardware checks in the CDC systems. Is time-sharing here to stay? Well, the number who say "nobody should use it" is decreasing, said Humphrey.

The verdict on the conference was generally very favorable. A particularly excellent paper noted was T. H. Nelson's (Vassar College) paper on his proposed Evolutionary List File for complex personal filing and manuscript assembly. Another was on a new discovery and induction program for games, BOGART (affectionately known as Humphrey), which was written by C. Newman and L. Uhr, Mental Health Research Institute, Univ. of Michigan. It consists of a set of board game routines written in MAD and developed to "illustrate that it is possible to solve a large class of dissimilar problems by the use of learning techniques."

R. J. Nelson of Case Institute gave a remarkably lucid paper on automata theory; in one conclusion he debunked the idea that there are "truths human beings can discover which are not open to computers . . . The field is wide open."

Little hardware was discussed in the technical sessions, but somehow the term reactive typewriter (low cost, upper and lower case capabilities, fast responsiveness, hooked from afar to a time-shared computer with large storage) got itself into several sessions and is working its way into popular jargon.

Stanley Gill, talking on Great Britain, noted that "computer developments in the U.K. during the next three years will be worth watching." Concerning the problem of competition from imported machines, Gill noted that the Ministry of Technology, newly created, is setting up an advisory unit to study government purchase of computers, and it is hoped this will result in more sales of British machines.

Two sessions which pleased academicians were the panel on graduate programs in computer science and the special interest meeting on university computer centers. In the latter, the change in government policy toward centers was hailed. Now government-sponsored persons can be charged more for computer time than the non-sponsored, which means the government assumes greater center support.

Other news from ACM included the formation of a special interest committee on Computer Systems Installation Management, and the reactivation of the SIC on Numerical Mathematics, which proposes in part to serve as a channel for information on algorithms and as a liaison with mathematical societies. The ACM Southeastern Region awarded the prize for best student paper to A. J. Gabura of Univ. of Toronto, who presented original work on "Computer Analysis of Musical Style."

For the last few years ACM meetings have obviously suffered from location and multi-conference competition; running parallel to WESCON this year didn't help. But that's supposed to change, as next year it's Los Angeles, a little town with lots of potential, Aug. 30-Sept. 1. Then it'll be Washington, D.C., Chicago, and San Francisco.

—ANGELINE PANTAGES

OPERATING SYSTEMS: ONE INSTALLATION'S EXPERIENCE

by ROBERT F. BROCKISH

An operating system can be defined for our purposes as a set of programs which handle the internal management and service functions of a computer. These functions, which are analogous to the overhead activities of running a business, are supervision of job-to-job transition, program loading, input/output control, job accounting, and program preparation. Compilers and assembly programs handle this last function.

In 1957 ideas about operating systems were beginning to spread amongst IBM 704 users through their exchanges at SHARE. Although their machines were among the most powerful available at the time, these users were challenged to get more productive work out of their computers. A considerable amount of the workday was taken up by operator handling of each job. It was recognized that the urgently needed computer was idle during manual job-to-job transition. Operating systems were born. Known generally as monitors, they were examples of simplicity compared with the sophisticated, all-purpose systems of today.

users started it

Although operating systems have been used with computers applied to scientific problems for a number of years, these systems are, as yet, used by a relatively small number of commercial installations. Part of the reason has been that until quite recently operating systems have not been supplied by the manufacturers. The early monitors were developed by the users themselves, either independently or on a cooperative basis.

In the data processing center at Thiokol's Wasatch Div., located west of Brigham City, Utah, we have an IBM 1410 to process business applications and an IBM 7040 for scientific computations and test data reduction. These machines are supported peripherally by two IBM 1401's. Here at the Wasatch Div. we have been convinced for some time that operating systems are necessary on large computers. In addition to increasing the efficiency of the computers, they facilitate integration of related applications and permit central storage of records and use of common data files.

Thiokol devised its own monitor programs when the manufacturer had none to provide. These homemade,

straightforward batch processing systems written for the IBM 704 and 1410 have since been replaced by full-blown operating systems to handle our data processing. Two similar systems supplied by the manufacturer control our commercial data processing and our engineering-oriented computations on the two different computers. The next phase in our evolution will no doubt be the consolidation of all of our processing, both scientific and commercial, on one type of machine under one operating system. Current operating systems are designed to support such a consolidation if a user sees fit to operate in this manner.

installation background

The Wasatch Div. of Thiokol Chemical Corp. produces solid propellant rocket motors. Most notable of our products is the first stage booster for the Minuteman ICBM. Our facility carries out both production of operational motors and research activity on advanced solid propulsion systems. Although our data processing is divided into scientific and



Mr. Brockish is manager of DP Operations for the Wasatch Div. of Thiokol Chemical Corp., Brigham City, Utah. After a stint as a programmer for Martin-Denver, he joined the division as head of the scientific dp department. He has served on SHARE's executive board, as SHARE representative to JUG, and as manager of various study groups. He holds a BS in math from Regis College, Denver, and has done graduate work at Denver U.

commercial applications, both installations are located and supported by staffs that work within the Computations Div. Computer operations, data preparation, input/output control, and programming systems are functions of a single department within Computations. Other departments are assigned to carry out the functions of digital scientific analysis and programming, management systems design and programming, and analog simulation.

The commercial, or management systems data processing, includes engineering release, manufacturing planning, configuration control, inventory management, financial management and industrial relations applications. Our 1410, which is equipped with 80K of storage, a 1301 disc file, and magnetic tapes, supports this area of processing.

Currently we are engaged in integrating many of our applications into an effective management information system. The program-to-program linkage provided by the 1410/7010 operating system is proving to be valuable in this effort. The communications region of the system monitor provides a machine storage area where common information can be made available to independent programs working as a system.

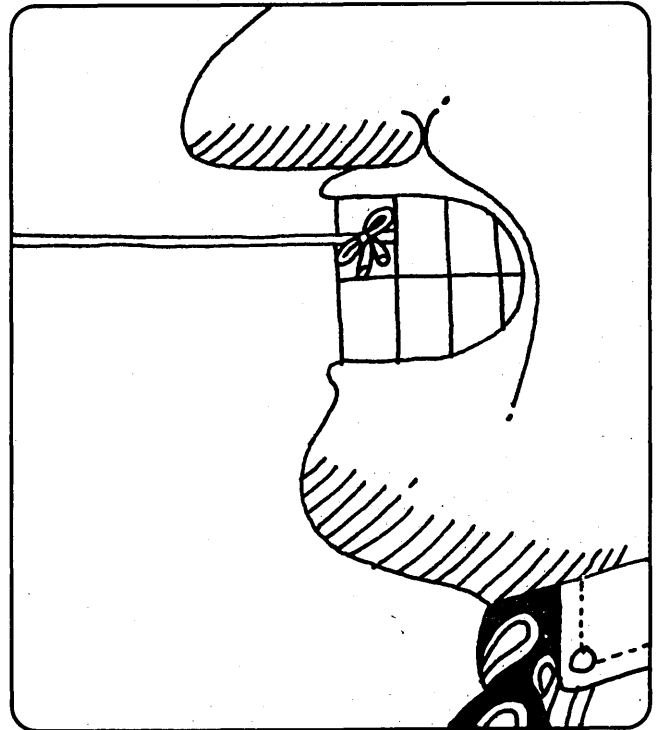
Our scientific applications include reduction of static and flight test data, nozzle design, propellant core configuration analysis, trajectory simulation, and chemical equilibrium calculation. The latter program simulates the effect on a propellant's properties by variations in the ingredients and formulation of the materials. IBM's IBSYS controls the 7040 which processes these and other programs.

operating system advantages

The primary advantage of an operating system is the nearly non-stop mode of operation it affords: Control of the computer normally is returned to the operator only when the I/O unit configuration requires changing or a batch of programs completes processing. Supervisory programs of the operating system control the transition from one job to another and will automatically terminate processing, produce machine accounting data for one job and immediately initiate processing for the next job in the batch. Of course, the operator must assure that the tape setup is correct for each program before it is processed. The operator is guided by explicit rules for loading and assignment of I/O units and for starting, interrupting, and removing work. He is not burdened with a great number of details which are a source of error during long runs. Keeping track of the progress of a system of inter-related programs can be a difficult task for the operators without an operating system. Using a system, control statements and monitor routines guide the progress of the job even to the extent of checking to see that the data tapes called for are mounted where they should be. Operating systems thus significantly increase the amount of work which can be put through a computer in a given time period by minimizing operator intervention time. Under previous operating conditions we could meter about 18 hours per day on the computers. With the current mode of operation we can exceed 20 hours of production time when our workload demands it.

Another advantage of an operating system is the contribution it affords to program development. The assembly program and the compilers for COBOL and FORTRAN are constructed so that program segments written in the various languages can be integrated into a single object program. This allows the programmer to use whichever programming language is most appropriate to individual portions of his program. Another powerful aid the systems offer program development is the ability to "compile-and-go." This is also a particular case of program transition. Through control cards the first program processed in a job is the

do you find
your computer's
modularity
"painful"?



**Burroughs B 5500
users don't.**

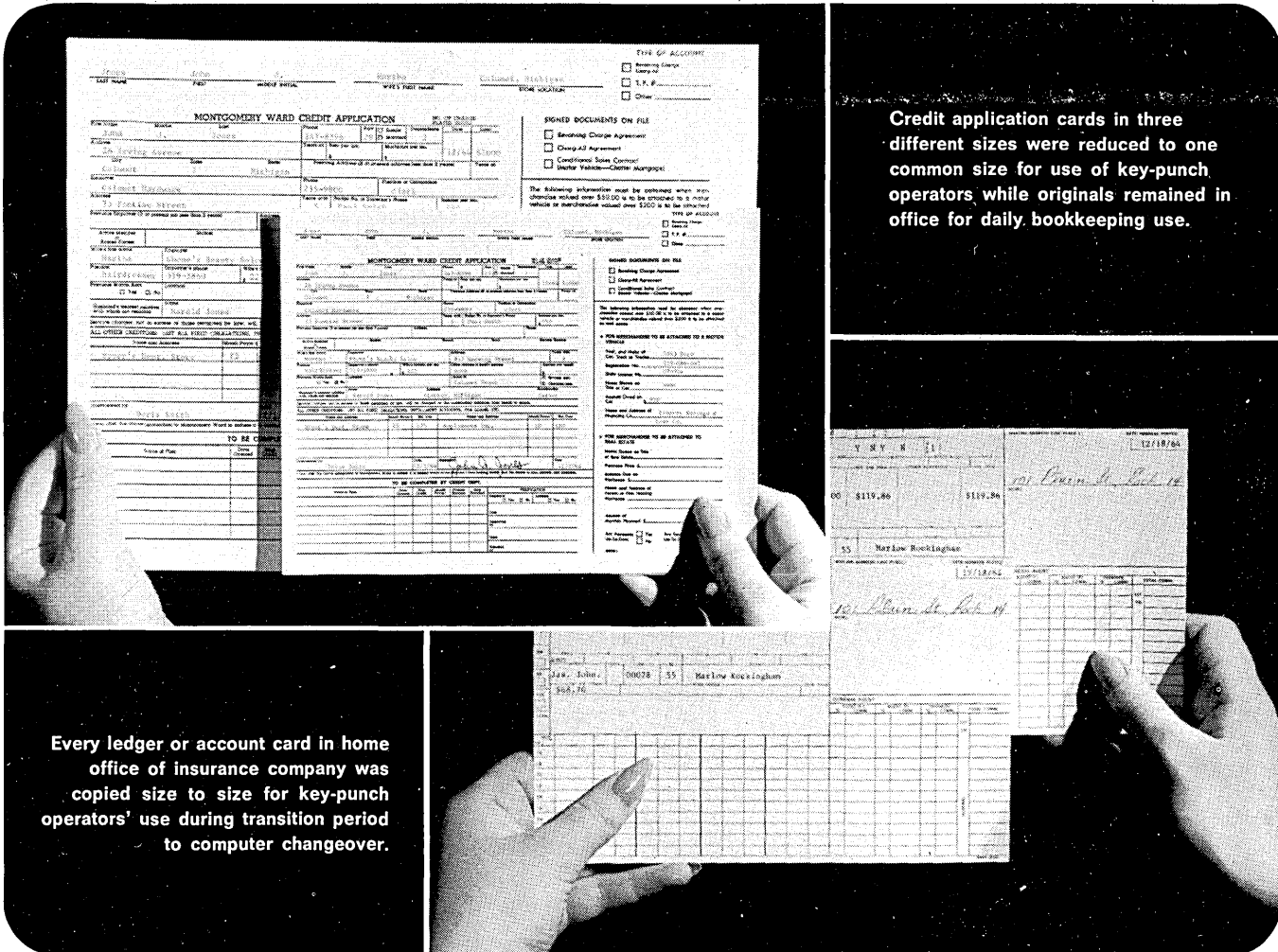
The Burroughs B 5500's dynamic system modularity is painless. B 5500 users add or delete peripheral equipment, input/output channels, memory, even a second processor—without reprogramming. And without recompiling. The programs are automatically adjusted to take maximum advantage of the B 5500's current configuration. The availability of backup systems is improved, too—because B 5500 programs can run on a wide variety of system configurations.

For more information about dynamic system modularity of the Burroughs B 5500, write us at Detroit, Michigan 48232.

Burroughs 

THE MARK OF EXCELLENCE IN EDP

Converting your record keeping systems?



Credit application cards in three different sizes were reduced to one common size for use of key-punch operators while originals remained in office for daily bookkeeping use.

Every ledger or account card in home office of insurance company was copied size to size for key-punch operators' use during transition period to computer changeover.

Let us duplicate your paper records to avoid work delays during conversion.

When forward-looking companies convert to EDP bookkeeping, transition without disruption is the big problem. Missing records, delays, and confusion can plague even the most carefully planned changeover.

There is a proven way to avoid this condition.

Let us make a duplicate set of each type of document needed by your key-

punch personnel. Then your active records need not be removed from daily use.

We microfilm your original records on site. They do not leave your premises. Each document is out-of-file only momentarily. High quality xerographic copies on any size card stock you want are reproduced and returned in three days.

Our Xerox Reproduction Services are strategically located throughout the country to serve our network of U.S. and Canadian branch offices. Consult the one nearest you or write Xerox Corporation, Dept. XRS, Rochester, New York 14603.

XEROX

DATAMATION

compiler or assembly program which translates the source language into a machine-language object program. The second program in the sequence is the execution of the just compiled object program, thereby giving the programmer the benefit of test results as well as a compilation from one turn on the machine. New source language segments and previously compiled object segments can be inter-mixed and processed as a single program with this feature. To avoid the execution of newly compiled programs which contain programming errors, the programmer can specify error criteria that will prohibit the test run if errors of a given severity exist in the source program.

some drawbacks

This ability to inter-mix programming segments of various languages and also to combine source language and object code is made possible by relocatable addressing. Relocatability, or the deferring of assigning absolute storage locations to a program until it is loaded into the machine for execution, assists in program maintenance as well as providing for the combination of various programming segments. Although relocatable addressing provides flexibility, the computation of absolute addresses each time a relocatable program is loaded requires significant computer time. This time, usually called loader time, is the major element of systems overhead time. The relocatable loader must actually perform the address calculations which would normally be done as the last phase of an assembly or compilation. Our loader time on the 7040 runs about 10% of our total utilization. On our 1410 system the loader time is about 6% of our usage. Most of the difference between the two percentages is due to the larger size of 7040 object programs and the longer execution time of the 1410 programs.

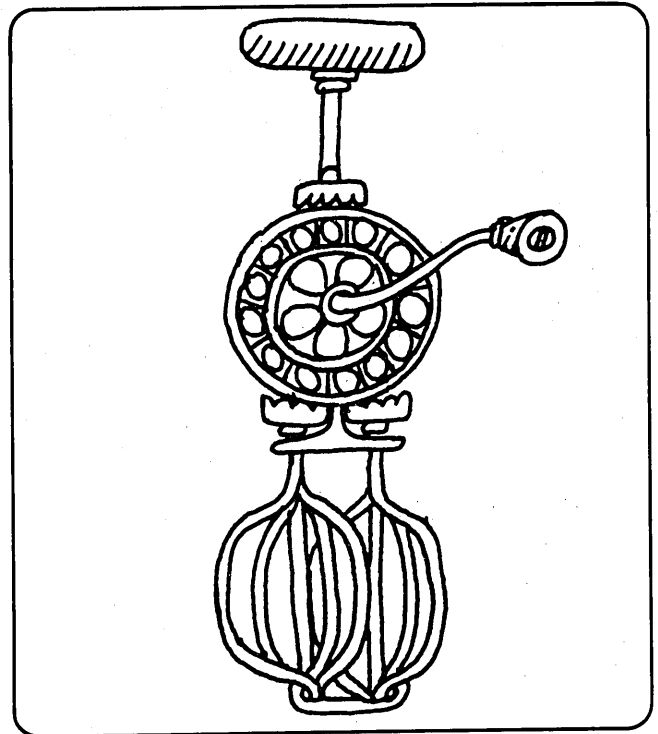
A disadvantage not entirely attributable to the operating system as such is the execution time required by programs written in COBOL and FORTRAN. Although the compilers translate from source language to machine language very rapidly, they also can produce programs which execute very inefficiently. A program can be extended to two or three times the running time required by an assembly language program by using workable but inefficient source statements. In an effort to minimize this problem, we have attempted to isolate particular statements that cause compilation of inefficient coding, and instruct programmers regarding their use.

The manufacturer has recognized this problem and provides in the language manuals suggested techniques by which a programmer can attain the most efficiency in a given situation. In many of these instances, however, the programmer is faced with a dilemma of either inefficient program execution or having to give up the programming power of the language. He must make a professional judgment as to which course is better for his particular problem. A more general solution would be provided if the manufacturer would provide two compilers for each language. One would be a checkout compiler affording rapid compilation without regard to the efficiency of the object program; the second compiler would be primarily concerned with efficiency of the object program without necessarily minimizing compile time. Here at the Wasatch Division we have rewritten selected modules of the manufacturer's 1410 COBOL compiler to help us attain better object time efficiency.

i/o control routines

Input/output control routines are an important part of

can you mix
on-line and
batch processing
simultaneously with
your computer?



**Burroughs B 5500
users can.**


Compilations and batch throughput are not affected during the handling of inquiries and transactions from the data communications networks. Yet on-line demands are met promptly—given the high priority they require. The Burroughs B 5500 has the multiprocessing capabilities others strive for to meet the requirements of on-line processing and time sharing.

For more information about multiprocessing with the Burroughs B 5500, write us at Detroit, Michigan 48232.

Burroughs 

THE MARK OF EXCELLENCE IN EDP

CIRCLE 25 ON READER CARD



Why does every office need Multilith® Offset?

Well, there are lots of answers. And they all have to do with cutting paperwork costs. Here, from the manufacturer of world-famous Multilith Offset duplicators, are six points worth thinking about.

Multilith Offset is the LOWEST COST way to produce HIGHEST QUALITY copies of any typed, written or printed material . . . in quantities from 5 on up to 100's or 1000's. And it gives excellent reproduction of photographs or line drawings from original art.

Multilith Offset is ideal for OFFICE SYSTEMS WORK. Automated features permit high speed reproduction of small numbers of business documents—for order invoice systems, purchasing procedures, production scheduling, etc.

Multilith Offset is a means of INCREASING COMPUTER EFFICIENCY. By printing out computer data directly on continuous form masters, any desired number of copies can be reproduced and collated automatically . . . ready for immediate distribution.

Multilith Offset is a way to MAKE COPIERS MORE USEFUL. Produce ready-to-run Multilith masters on your office copier, then run all the additional copies you need at a fraction of the cost of making them on a copier.

Multilith Offset is practical for RUNNING TWO SIDES of a sheet. This cuts paper bulk, saves money, reduces postage expense. Particularly important on long, bulky reports, price lists, etc.

Multilith Offset is a MULTIPLE USE duplicating system. Reproduces any desired quantity of letters, forms, bulletins, reports, price lists, promotional literature . . . on any kind of paper . . . in black or any color or colors.

Let us demonstrate what modern Multilith Offset can do to cut costs in your office. Call your nearby A-M office, listed in the Yellow Pages, or write Addressograph Multigraph Corporation, Department T-6609, 1200 Babbitt Rd., Cleveland, Ohio 44117.

 **Multigraph**
DIVISION OF
ADDRESSOGRAPH MULTIGRAPH CORPORATION

CIRCLE 26 ON READER CARD

an operating system. Transmission of data between main memory and the tapes, disc, or other I/O devices is handled by these routines. The I/O control routines also provide file checking and labeling. These systems functions eliminate the necessity for each programmer to write routines to handle these functions in each individual program. The input/output control routines, along with other parts of the system, serve as a good foundation for standard programming practices. Programmers performing common programming functions in a standard manner add considerably to the efficiency of an installation. These standards assist in the area of program maintenance, conversion to subsequent equipment, and documentation.

getting started

For a functioning computer installation there are two primary means to begin use of an operating system. The cleanest way is to put operations under control of a system at the time new equipment is installed. The effort to become compatible with the operating system can then be included within the reprogramming or conversion effort for the new equipment. If equipment is not scheduled to be changed, then an installation can initiate utilization of an operating system through conversion of its existing program library. This conversion is generally not as expensive as that required to convert to new equipment but it does take effort that should be well organized.


It is possible, although not convenient, for a computer installation to operate partly under an operating system and partly in another mode of operation. Because this is true and since the same type of equipment is used in both cases, an installation can schedule the conversion to its own requirements. Certain programs can be converted to the operating system when the procedures by which they process data are revised and the programs must be rewritten anyway. It is difficult to justify conversion simply in terms of dollars and cents, since the advantages of using an operating system tend to be highly intangible.

As in any conversion, the first step in converting a program library to run under an operating system is to insure that the source program decks and documentation are updated to correspond with the currently operating machine-language programs. Machine conversion programs are generally available to change source-language statements valid under one system to statements valid under a given operating system. The conversion programs usually recognize unconvertible statements, flag them for manual rewriting, and often suggest several possible approaches to the rewrite. At the Wasatch Division we have taken both conversion paths to the comprehensive operating system. In our scientific work we converted from our own monitor to the IBSYS system on the 7040 at the same time that we converted from the 704 to the 7040. In our commercial data processing area we converted our existing 1410 programs to operate in the 1410/7010 operating system.

704-7040 conversion

In preparation for the installation of the 7040, we converted many of our 704 SAP programs to 7040 MAP source programs in advance by using the IBM 1401 to analyze programs, flag I/O areas, and replace unique 704 instructions with instructions common to both machines. After completing this phase of the conversion, we were able to continue to run these programs on the 704 until


do you
get maximum
machine efficiency
from your
compiled programs?



**Burroughs B 5500
users do.**


With most computers, you face this choice: use compiled programs without modification despite slower-than-optimum run times, or try to improve the object programs through hand coding. The Burroughs B 5500 is different. The excellence of its advanced compilers, plus the B 5500's unusual internal organization, results in machine compilations that are every bit as efficient as the very best hand coded programs. Programming is less costly, takes less time. The B 5500 is always used optimally. Documentation is always complete, standard, and current.

For more information about advanced compilers for the Burroughs B 5500, write us at Detroit, Michigan 48232.

Burroughs 

THE MARK OF EXCELLENCE IN EDP

CIRCLE 27 ON READER CARD



Raytheon introduces a new, low-cost digital information display system

A completely new, low-cost digital information display system for instantly retrieving and displaying data stored in a central computer is now available from Raytheon. This is the latest of thousands of cathode ray tube displays that have been designed and produced by Raytheon during the past 20 years.

The new system, the DIDS-400, interfaces easily with any type of computer and with various types of remote communication lines. It significantly reduces time required by operators to retrieve and edit data.

Up to 1000 alphanumeric characters can be displayed instantaneously. Operators can add to, correct or erase displayed data before returning it to storage without need of card punching and other intermediary processing. Hard copies of the displayed information can also be obtained.

Each DIDS-400 display console contains its own bright display, character generator, refresh memory and power supply. By combining these items in a single, self-contained unit, console dependence on the control unit or computer is greatly reduced, cabling problems are simplified, reliability is increased and the system given greater overall flexibility.

Highly-legible characters and symbols giving a closed-curve appearance are easily readable in normally lighted rooms, offices, and production areas, thus reducing operator fatigue and providing more efficient, error-free operation.

A brochure describing in detail the Raytheon DIDS-400 Digital Information Display System is available. Write: *Manager of Industrial Sales, Dept. MEC-10B, Raytheon Company, Wayland, Mass. 01778.*

CIRCLE 28 ON READER CARD

RAYTHEON

installation of the 7040 without maintaining duplicate source decks.

When an IBM 7040 became available in the local IBM branch office several months prior to our scheduled installation, we replaced the I/O areas and performed extensive testing. Of course, from this point until we installed our own 7040, it was necessary to maintain duplicate decks because of the replacement of the input/output coding. FORTRAN programs were not converted in advance. They were manually converted when the system for testing was installed in the branch office. In all, about 200 programs were converted from our homemade supervisory system on the 704 to IBSYS on the 7040 in just under six months. These programs ranged in complexity from straightforward equation evaluations to bit manipulating data reduction routines. Average size of the assembly language programs was about 6,000 words with several larger programs requiring multiple core loads on our 16K 704.


To assist the conversion from our own 1410 supervisor to the IBM 1410/7010 operating system, there was available from the manufacturer a conversion program. We modified this conversion program to handle the specific requirements of programs which had been developed for use with our own monitor. The altered conversion program helped us to reduce conversion time for some 250 commercial programs to four months. Before conversion these commercial programs averaged about 20K positions of core storage with some of them requiring overlay in the 40K of core then available on our 1410.

Our two departments, which are responsible for operations and programming, coordinated very closely on this conversion. The checkout of the converted programs and newly written routines was accomplished under the 1410/7010 operating system while, in the meantime, all production running was being performed under the existing monitor. Although we attempted to have a clean cutoff from the old supervisor to the new system for production, it turned out that for a short time after implementing the 1410/7010 operating system we still had a few programs running under our old supervisor.

We did make some equipment changes at the time we introduced the full-blown operating system. During the conversion to the new operating system, programs were screened for use of on-line unit record equipment. Coding to use designated system input and output units replaced program areas which utilized the on-line card reader-punch or printer. When the operating system was installed with the programs converted, the 1410 became operational as a completely tape and disc-oriented system, and the unit record equipment was returned to the manufacturer. Also it was in conjunction with the conversion to the operating system that we installed the 1301 disc file, giving us our first random access capability. A number of the programs which were converted to the new operating system were also converted to use the disc file.

In general, the manufacturer supplies master tape files containing all the systems elements including the monitor, I/O control programs, language processors, sort routines and utility programs. Also supplied were routines to generate the operating system tape. Periodically we receive new versions or modifications of these elements. Utilizing special control cards, our systems programmers generated a systems tape designed for use in our own installation. Our policy is to minimize our own particular requirements in order to reduce the effort required to maintain the manufacturer's supplied systems. Some things that we do add to the system supplied to us are our own machine accounting routines and our own installation macros. Of

can you
prevent your
computer from
multiprocessing?



**Burroughs B 5500
users can't.**

Most computers can't multiprocess anyway—but the B 5500 is always multiprocessing, even with only one production run on the system. The reason: the Burroughs B 5500's Master Control Program is always active, always multiprocessed with the job or jobs it controls, often multiprocessed upon itself. For example, the MCP routine that processes operator console messages can run simultaneously not only with the job, but also with the MCP routine that interrogates peripheral units, or the portion of the MCP that selects and brings a user program into the system.

For more information about the Master Control Program for the Burroughs B 5500, write us at Detroit, Michigan 48232.

Burroughs 

THE MARK OF EXCELLENCE IN EDP

CIRCLE 29 ON READER CARD

OPERATING SYSTEMS . . .

course, when generating the system for an individual installation, it is necessary to specify the particular I/O units which will be assigned to the various system functions.

systems overhead


In evaluating an operating system one must consider the amount of systems overhead processing required in order to perform productive work. A factor which contributes to this overhead is the place of residence of the system file. An operating system normally resides on a magnetic tape or a bulk storage device such as a drum or disc file. In our installation we utilize both. On our 1410 the system resides on a disc file, while on our 7040 the system resides on magnetic tape. Where a system resides on a random access device, the ordering of the systems components is not important as far as overhead time is concerned. But, in the case of residence on magnetic tape, the order of the various routines and system elements on the tape can contribute significantly to the effect on systems overhead.

In cases where overhead becomes critical, systems search time can be diminished by the utilization of two magnetic tapes to contain the system and the library. Another technique is to repeat various frequently-used system functions periodically along the tape, thereby compensating somewhat for the sequential constraints. Wherever the system resides, be it on disc or tape, another technique for reducing systems overhead time by the reduction of loader time is the placing of selected programs on the system resident unit. Selection of these programs is based on the frequency of their use, their size, and the degree to which they are free from possible modification requirements.

Bulk storage devices such as we now have in the form of our 1301 in our commercial installation more than pay for themselves in improved performance of the systems. Sorts and "compile-and-go" runs are faster, overall productivity is improved, and the file provides more accessible storage facilities for records that are updated frequently.

The combination of an operating system and a bulk storage file tremendously facilitates sorting, which is a significant part of commercial data processing. Sorting under the 1410/7010 operating system is accomplished by providing control cards which specify the file to be sorted. Prewritten routines which will be tailored to fit the file specifications are called out by these control cards to perform the required sorting. This, of course, eliminates establishing sort programs for each application. Using the disc file as intermediate storage allows processing to proceed into most sorts without halting the computer to mount the scratch tapes required in a tape sort. Only the very large sorts must utilize tapes as intermediate storage. Sorting represents 22% of our 1410 utilization; disc sorting accounts for 37% of that time. We have 80 programs utilizing the disc sort and 42 which require tape sorting. When a data file grows too large for the sorting area on the disc, the applicable sorts can be changed from disc to tape by merely changing the control cards.


The processing of dozens of programs in virtually uninterrupted sequence is vivid testimony to the improved effectiveness offered by operating systems. It demonstrates, moreover, that such systems can be installed successfully to support both commercial and scientific applications. In our case, we have a more efficient service organization: the operating systems employed on our two major computers, in addition to improving operational efficiency and contributing to faster program development, provide a tool for better installation management. ■



" . . . Nothing organically wrong, they're just incompatible"

INTRODUCING THE EAI 680

**an economical,
high-performance
hybrid computer**



Resulting from an extensive study of the scientific computational needs of over 1,000 EAI customers, the EAI 680 sets a new standard for economical analog/hybrid simulation. The compact solid-state EAI 680 combines for the first time outstanding dynamic performance with the high accuracy formerly available only in slower, more expensive large-scale computers.

The EAI 680 is truly a computer to grow with... start with a basic analog computer... add up to 156 amplifiers and an extensive complement of non-linear and digital logic modules... then expand with a fast, stored-program digital computer. Thus the EAI 680 keeps pace with the user's ability and requirement to develop more sophisticated models for simulation.

The EAI 680 makes the benefits of hybrid computation available for a wide variety of applications: simulation and control in the process industry; data reduction and physiological model building in the life sciences laboratory; the teaching of computational techniques and advanced problem-solving in the university; and advanced system simulation in the aerospace industry.

The EAI 680 Scientific Computing System is supported by the full line of EAI customer services including software, customer training, world-wide service facilities, and an extensive applications library. Write for full details on this new, attractively priced hybrid computing system, the EAI 680.

Some performance data and features:

- Amplifiers can be used at full amplitude within their 500 kc bandwidth.
- Linear component static accuracy is .01%, and typical multiplier static accuracy is .015%.
- Self-contained digital control and uncommitted general purpose logic.
- Microsecond, low-drift electronic mode control.
- Simplified patching and control organization allows effective use of EAI 680 by newly-trained programmers.
- Display wing expansion for display of both high-speed and real-time information.

EAI[®] ELECTRONIC ASSOCIATES, INC., West Long Branch, New Jersey

CIRCLE 30 ON READER CARD


What can NCR Total System do for You?

Gives you a **COMPLETE** chain of control over sales, production, inventory and distribution!


The same thing it's doing for **JOHNSON'S WAX!**




It starts very simply. With a sale. A Johnson Wax product is sold ... anywhere.



When re-orders are issued to Johnson salesmen in the field, they are immediately entered on an NCR 160 Adding Machine equipped with a paper tape recorder.




These orders are then transmitted to Johnson headquarters in Racine, Wisconsin, via AT&T lines. In Racine, the tapes are removed from the Teleprinters and forwarded to the NCR computer.



Incoming orders and inquiries are processed by early the next morning. Changes in demand (and, naturally, inventory) can be decided by this system within 24-48 hours. Thus revisions in production and distribution can be implemented, immediately. This uniquely flexible NCR Total System gives Johnson Wax a completely closed loop of control—from the sale of the product—all the way through to the next sale...ad infinitum.




(Among other benefits: they've reduced their inventory by about 7-10 days supply.) Quite an investment.



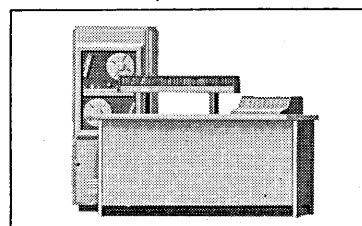
In addition, the NCR 315 computer is used in all phases of Johnson's marketing operation: special marketing campaigns, marketing forecasts, production control, manpower assignment, ordering of raw materials, and many others.



That's why Johnson Wax knows... when NCR says Total Systems... they mean *total!* To learn how Total Systems can work for you, see your local NCR man. Or write to NCR, Dayton, Ohio.



THE NATIONAL CASH REGISTER CO. ®



*DAYTON, OHIO 45409



Just your speed

The new Analex Low Speed Printer is the perfect partner for small computers and remote terminal equipment


Here is reliable, low speed, low cost print out capability engineered specifically for use with small computers or data handling systems.

The new Analex Low Speed Printer produces up to 300 lines per minute. It can give you a total of 128 different print characters and can handle up to 6-part business forms. Its instant push-button control and fast forms loading makes the operator's job easier. And it's compact — only 45" high, 48" wide, 28" in depth!

It's versatile, too. The low speed printer can interface with a DATA-PHONE®, in remote terminal system applications. Or interfaced off-line with a tape transport, it

can function as a low cost print station.

And you can own a new Analex Low Speed Printer outright. Call or write today. Get complete details from Analex Corporation, Dept. D-10, 150 Causeway Street, Boston, Massachusetts 02114.



ANELEX CORPORATION

CIRCUIT MODULES AND COMPUTER TRAINING

maintenance men in khaki

by DAVID B. DENNISTON

The advent of the mobile, field-based digital computer forced the Army to do a basic about-face in its attitude toward training technical personnel. Until then, new equipment was usually available for a while to train the men who were going to use it. But the MOBIDIC-7A—first of the field-based computers—raised special problems. Accelerated, virtually wartime schedules were imposed upon development and training programs.

It was obviously impractical to place a multi-million dollar, one-of-a-kind system in the classroom while a field command waited for it. Somehow, the men who would have to maintain and operate the MOBIDIC-7A had to train on something else.

Originally, the first MOBIDIC was to reach a field unit in late 1962, and all plans for training programmers, operators, and maintenance men were made with that date in mind. But in August 1959, the Dept. of the Army directed that the first unit be shipped in late 1960 to the Seventh U.S. Army, whose existing, fixed-plant computer was rapidly becoming obsolete. The directive stipulated that trained operating and maintenance personnel be on hand to receive it when it arrived at Seventh Army's Stock Control Center in Zweibrucken, Germany.

Further complicating the training situation was the requirement that the men who would use and maintain MOBIDIC and the Army's other mobile Fieldata computers up front with tactical units would be soldiers, not the manufacturers' field service personnel. In another department from the past, the training was also to be planned and given by Army personnel.


When the problem was handed to the U.S. Army Signal School at Fort Monmouth, N.J., which trains most of the men who maintain and use the Army's automatic data processing equipment, the school staff decided to reconsider the assumptions underlying the training courses.

dropped component approach

"The whole problem typified by MOBIDIC-7A made us realize that a system approach to training was needed to

replace the component approach we had taken earlier," said Frank Boynton, one of the supervisory instructors. "We formerly turned out a specialist who knew one piece or one type of equipment thoroughly. Now we wanted to turn out a man who knew the function of every element in a computer installation and who understood completely the electronic and mechanical principles involved in the operation of any device in any system."

As a result of this reappraisal, it was concluded that the computer technicians would undergo a thorough grounding in all basic computing principles. This course would be amplified with use of training aids that could simulate the functions of any computer. A brief, on-the-job training period would then familiarize the man with a specific machine. If successful, this approach promised to solve the problem of duplication of effort in teaching



Mr. Denniston is manager of the New York district office of Digital Equipment Corp., with whom he had been an applications engineer. He was formerly a district engineer for the Federal Aviation Agency, and served in the Army Signal Corps at Fort Monmouth, N.J. He holds a BS in electrical engineering from Worcester Polytechnic Institute.

CIRCUIT MODULES . . .

fundamental portions of each of several specialized courses.

The intervening three years have borne out the soundness of the approach. Not only was a trained crew waiting in Germany for MOBIDIC-7A, but each succeeding Fielddata computer has found capable men ready for it.

Each of these men acquired his knowledge of computer fundamentals through the use of special simulation training aids, designed and built for the school three and a half years ago by Digital Equipment Corp. of Maynard, Mass., and still in daily use.

year-long evaluation

The school's faculty spent a year in investigation before settling on the modules. The goal was to find circuits that could be modularly assembled into progressively more powerful digital devices, to explain and demonstrate all functions from flip-flop to complete computer system.

Off-the-shelf devices were specified, durable enough to withstand the physical handling involved in continuous training—as well as the electrical surprises that beginning students can arrange. Characteristics sought were flexibility in performance, ease of modification and reliability.

Students use this equipment in the 36-week computer maintenance course and the 25-week input/output maintenance course initially to learn the electronic fundamentals of computers. Having assembled a computer with it, they move on to other studies and leave the assembled machine for other students.

"This lets the student see the equipment running under conditions like those in actual installations," said Robert MacDonald, who plans the computer and peripheral equipment courses. "It lets the student really grasp the logic of the system and enables us to teach concepts rather than equipment."

The logic elements are used by students to build counters, shift registers, adders and subtractors, synchronizers, decoders, comparators, and converters. The circuit types include inverters, OR-NOR's, AND's, flip-flops, variable clocks, and pulse amplifiers.

Says MacDonald: "Use of the modules and buffers gives the student a psychological advantage, too. Being so much smaller than a complete installation, the modules don't overwhelm him. He can pick them up and examine them closely. He can connect one and see how it functions, add another, and gradually gain confidence."

The training modules are similar to Digital's laboratory modules, but with minor circuit modifications and standard military symbology in their circuit diagrams. They are encased in aluminum boxes and plug into power jacks as they are inserted in mounting panels. Signal circuits are built up on the diagrammed faces with stackable miniature banana-jack patch cords. The modules use single-polarity logic and can operate at any frequency from DC to 500 kilocycles per second. Instructors can demonstrate and experiment using classroom modules, which have circuit illustrations enlarged four times.

combine modules with buffer

The students work up gradually to using a Memory Buffer with several sets of modules. The Memory Buffer actually serves as a relatively inexpensive nucleus around which digital control devices can be built. Using the buffers and modules, the class actually builds a small, general-purpose computer.

Each buffer contains a core memory of 512 16-bit words, with 9-bit memory address register and 16-bit memory buffer register. It also contains three general-purpose reg-

isters and control, indicator, and patch cord panels. The control panel includes switches for loading the memory manually and a digital printer for output copy. The indicator panel lets the operator examine the contents of any register bit, and pushbuttons on the control panel let him clear, set, or shift the registers. Input/output jacks permit the buffer to function with the computer control circuitry assembled by the students or other external control systems.

The buffer is used in the peripheral equipment repair course to provide simulated on-line operating conditions for the keyboard devices, paper and magnetic tape equipment, and line printers that familiarize the students with the input/output equipment they will have to maintain.

how courses are organized

The Army's computer courses are intensive and well-organized. They leave the students with a thorough grounding in computer fundamentals, requiring little more than a normal high-school education as a starting point.

Students begin the 36-week course with a 10-hour introduction to Fielddata computers, followed by 18 hours reviewing decimal, binary and octal numbering systems. Then they have 76 hours of drill in diagrams, flow charts and other aspects of organization and techniques. Next comes 114 hours of fundamental computer circuits, including Boolean algebra, use of an oscilloscope, and analysis, construction and troubleshooting of registers, counters and other elements.

Students are then ready for construction and analysis of a computer system; 190 hours are devoted to this, using the modules as building blocks. The machine is then left assembled for other students to use in programming and operating studies. The class then turns its attention to a thorough study of electrical and transistor fundamentals, from practical instruction in how to use soldering tools to a theoretical examination of the composition of matter.

At this point, students begin to learn specifics about the central processors, circuits and input-output systems they ultimately will work with. This, the balance of the course, occupies somewhat less than half of their total course hours.

input/output course

The 25-week course is intended to familiarize the student-soldiers with maintenance and repair of input-output equipment. Students taking the shorter course have 72 hours of instruction on the training computer constructed from the modular building blocks and use the modules separately or in various combinations to other computer basics.

Computers are just one aspect of the Army's vast educational enterprise at Fort Monmouth. The school also offers courses in a variety of subjects, including radar, radio, meteorology, and photography, graduating an average of 6,600 enlisted students a year. The enlisted students average a little under 21 years of age; 89.8 per cent are high school graduates, and 22 per cent have had one or more years at engineering school or college.

The new look at the Army Signal School reflects a world that has changed immeasurably since the days when a soldier could live with his equipment until he became an expert at it. Military hardware—like its counterparts in business, industry and science—has become in many cases too expensive or too scarce to tie up in the education of beginners. In the case of the Army's computer courses, the solution had the happy result of turning out students who have an all-around competence in a large new field, rather than men who are narrowly confined to a specific piece of equipment. ■

MENCKEN REVIEWS AUTOMATION

The late H. L. Mencken, the Sage of Baltimore, was noted for his bombastic pen, his acidic approach to his pet peeves (which were many and varied), and his iconoclastic approach to the world and all he found in it. Mencken flailed far and mightily, and few were the confused souls who felt not the sting of his lash. Included among his targets were clergymen in general, all the Presidents of the United States who held office during his lifetime, most politicians and William Jennings Bryan in particular, and almost anyone stupid

Among the more asinine manifestations of imbecilic ratiocination characteristic of the *mens Americana* is the belief, prevalent in certain quarters of our fair land, that some giant hobgoblin called *Automation* threatens our very life, limb, and soul. This ectoplasmic poltergeist, we are led to believe, constitutes a more massive threat than Red China, the Black Muslims, or DDT. For preposterous rubbish this warped view of the *status quo* is comparable only to the television-promoted belief that Bufferin goes through its recipient's gastric system in cast iron galvanized pipes.

Throughout the midwest Bible Belt daily incantations are held in the forlorn hope that Heaven will ward off digital computers. In the privy halls and high chambers of our august Federal Government learned men daily ponder the drastic effect on our public *opera Oekonomika* of this presumed transistorized Armageddon. Committees diddle and dawdle in the halls of Congress, hands are wrung, garments are rent, and reports are sent forth unto the waiting world by the Government Printing Office.

Business men of note study the Gospel according to CODASYL. The stone-pated pundits of lower Wall Street alternately view with alarm and bow with obeisance toward the fascinating fluctuations of the electronics shares analysis charts upon whose second derivatives their highfalutin published rumble-bumble, couched in pure Kiplinger Newsletter jargon, is

enough not to live near the center of a large, old city.

Not so well known was Mencken's penchant for foretelling the future. Among papers found in a musty old trunk only a few miles from the Sage's home within a few months after his death was the following, printed here for the first time. Whether the manuscript is Mencken's or not, it reveals a preposterous—if pompous and pontifical—prescience.

Programmaticus

based. More palpable tosh than this has not formed a part of the public superstition since the Sermon on the Mount.

This current and quite preposterous national worry has no basis whatsoever in fact. Rather it is like the daily interruption of commercial machinations in order to bow slowly toward Mecca, prevalent and popular in the Middle East. To presume that an inanimate electronic computer can contrive to get things in a more confused state than can a mortal human is a belief equivalent to holding that Edmund C. Berkeley operates on two-hundred-twenty volts DC.

The congenital inability of the reverend public utilities to credit any legally-tendered payment correctly, or alternatively, the ability to credit it twice, is firmly based upon modern-day automation technology. Sadly, though, it is not due to such technology, we are assured by the simpleton-like spokesmen of the inner circle, muttering incoherently through their technical symposia, but rather to the utterly distressing fact that *every* such multi-megabuck collection of printed circuits *must* be programmed by some bumble-brained, overpaid human. Therein lies the Achilles heel of automation.

The real dangers of automation are found, instead, in quite another quarter. The potential horror stems from the very shattering performance of these card-racheting black boxes. They hold forth to a long-suffering world the real hope that the idiocies of some rattle-brained file clerk will

be perpetrated far and wide upon one and all in a mere handful of micro-seconds. All mankind, severally and Pike, stands at the stupid mercy of the purveyors of button-pushing.

Since we find, then, that rather than standing at the mercy of automation, the shoe is on the other foot, what hope can be found for halcyon days of a distant future? A good deal indeed.

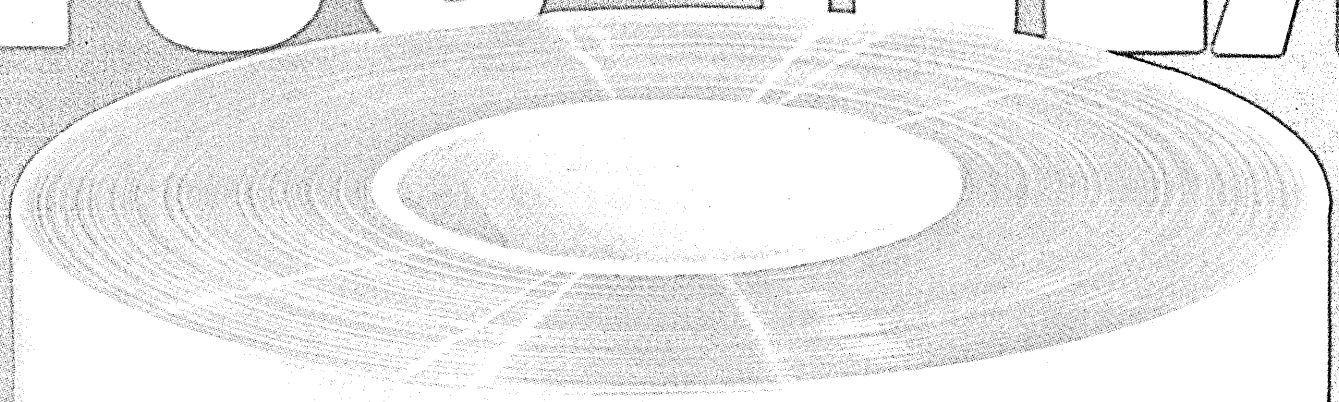
The very astronomic performance potential of these modern-day, solid-state bit-manipulators holds forth the ever-present excelsior banner that someday soon something will *really work*. At this golden hour the face of this fair earth will change. The world will see the beginning of the end of its long-suffering permissal of mediocrity, incompetence, pomposity, and sheer asininity. The computer will have begun to replace people.

Think of the golden universe in which a Methodist bishop is replaced by a core memory! View in your mind's feeble and jaundiced eye the magnificent millenium in which the hordes of present-day ten-thumbed garage mechanics are swept under the rug to be superseded by high-density magnetic tape servos. Consider in your silver dream the multitudes of surly New York City head waiters done away with in favor of punched card reading devices. Many and loud will be the hallelujahs in the vineyards of the Lord as troops of starved, unemployed, vapid-eyed retail store clerks march to their reward, done out of their secure and incompetent doldrums by chrome-plated automata.

It may indeed be true that the day of the second coming draweth nigh. Automation may be the *Deus ex machina* capable of expurgating the ills of the universe.

Hence we come inescapably to the conclusion that if Automation is a force at all, it is a spiritual force, and, as such, it must stand back to back with the rest of the world's philosophical folderol and be measured. I confidently predict that it will not be found wanting if, as may soon be manifest, it can remove *homo sapiens* from the important business of this vale of tears. ■

KEEP OUT



Which Polyester Film is better ?

There are compelling reasons to switch to Celanar polyester film. For magnetic tape. Packaging. Engineering reproduction. Metalizing. Stationery and office supplies. And electrical applications.

Celanar gives you more meaningful service for the price you pay.

Case in point: The purer the polyester film, the better it processes. To make certain new Celanar is the purest you can buy, Celanese produces it in a sealed-off "White Room" clean enough for surgery. It is by far the most modern in the industry.

Another case in point: Many of our customers felt that undetected environmental changes which might occur in shipment of polyester film could adversely affect their processing operation. As a result, we started shipping new Celanar with temperature recording flags. To the best of our knowledge, the other supplier doesn't.


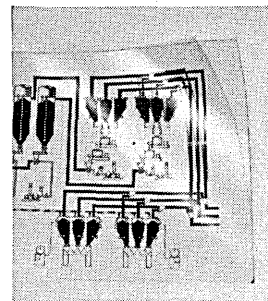

Other unique examples of the meaningful service that makes Celanar your best polyester film buy include the fact that Celanar is *protected against dust contamination* by use of non-fibrous plastic cores. That it is periodically *shipped with Impact Recorders* to protect you against accepting film jolted and damaged in transit. That its splice-free roll lengths are *tailored to its customers' specifications*.

This is the kind of meaningful service you would expect from Celanese Plastics—whose operating philosophy is that the customer, not the supplier, is always right. Celanese Plastics Company, 744 Broad Street, Newark 2, N. J.

Celanese® Celanar®

Celanar® Polyester Film

To ensure maximum purity, new Celanar is produced in a unique, hospital-clean, sealed-off "White Room"—the most modern in the industry. And that's just one of six meaningful service advantages you get when you switch to new Celanar polyester film.



Celanese

*A growing boy needs food—
A growing company needs capital*

GROWTH CAPITAL

can be provided by many methods all of which may not be familiar to you.

The financial experts will know which of these is the most feasible and economical for your growing concern, and know, also, how to achieve and implement the program efficiently.

On request Woolard & Company will consult with you on a personalized financial program to provide new capital for developing your growth potential.

Here are some examples of companies whose growth potential was their best collateral.

1. ■ X Company with a proven basic component concept needed funds for extensive research and development to expand the applications of their product. Private placement of convertible debentures by Woolard was the source of funds—low cost, long term financing.

2. ■ Company A, an electronic engineering firm with a thoroughly researched and developed test equipment item, wanted funds to build manufacturing facilities. Company B, a plant with highly automated assembly equipment, found their largest volume item obsolete. Woolard arranged a merger through exchange providing facilities for the product and the product for the facilities. In this case the assets of each company obviated the need of capital for the other.

3. ■ Z Company, highly regarded in the "Datamation" field, but enjoying only a small fraction of the potential market, was not financially able to expand its marketing and distribution fast

enough to gain on competition. Woolard arranged block placement of previously authorized, but unissued, over the counter stock. Increased earnings from new marketing more than offset dilution by additional issue.

4. ■ Company Y, thoroughly committed to the principle of equipment leasing, found that they were leasing away their profits to the point of insolvency. Woolard & Co. were able to advise lease extensions, consolidations and amortization of outright purchases. The results—the difference between profit and loss for a basically efficient manufacturing operation. Additional capital was available from earnings.

5. ■ The V & W Corporation, a privately held service organization dealing with highly complex and sophisticated elements through a number of district operations found that it was losing ground to more aggressive, computerized competitors. Cost of complete updating operations and tying all together in a coherent data system was provided by a public stock issue, part of which was underwritten by Woolard & Co., who also arranged for additional underwriters. First year operations indicate a gradual increase in gross and a considerable increase in earnings due to a decrease in cost of operations.

*Don't let growth be a hazard without
GROWTH CAPITAL*

Remember your greatest asset is your potential.

Write or Phone Mr. Dean M. Strid

Woolard & Company

INCORPORATED

135 SOUTH LA SALLE STREET, CHICAGO 3, ILLINOIS
TELEPHONE 346-4600

All inquiries strictly confidential

CIRCLE 35 ON READER CARD


MINNEAPOLIS
WASHINGTON
MILWAUKEE

MEMBERS
MIDWEST STOCK EXCHANGE
AMERICAN STOCK EXCHANGE
ASSOCIATE MEMBER

**Cut this ad in two,
throw this half away.**

**The point:
That's how much you cut paperwork
costs with the Dura MACH 10.**

It's a cold cash fact. The speed and versatility of the Dura® MACH 10® halve document preparation time and costs. Applications are limitless—sales orders, purchase orders, shipping orders, personalized repetitive writing, for example. Reading tape or edge-punch cards, the MACH 10 automatically zips out orders up to 175 wpm. Simultaneously, it produces a by-product tape for further data processing. All this and operation simplicity, too. Let us prove the point. Call your local Dura man. Or write your name and address on this advertisement and mail to: Dura Business Machines, Dept. D-20-105, 32200 Stephenson Highway, Madison Heights, Michigan 48071.



DURA BUSINESS MACHINES
Division of **DC*** dura corporation
*Trademark Dura Corporation

Esprit de Core

While you are reading this, billions of ultra-miniature ferromagnetic memory cores in computers all over the world are magnetically switching millions of times per second. Every single one of these billions of tiny magnetic "doughnuts" is manufactured with a precision greater than a fine watch, and tested more carefully than any other single part of computer electronics.

Core manufacture follows the established practices of ceramics, but with exhaustive exactness; material preparation, pressing, sintering, and testing. Core production technology requires rigorous process and quality control procedures, including 100% dynamic testing.


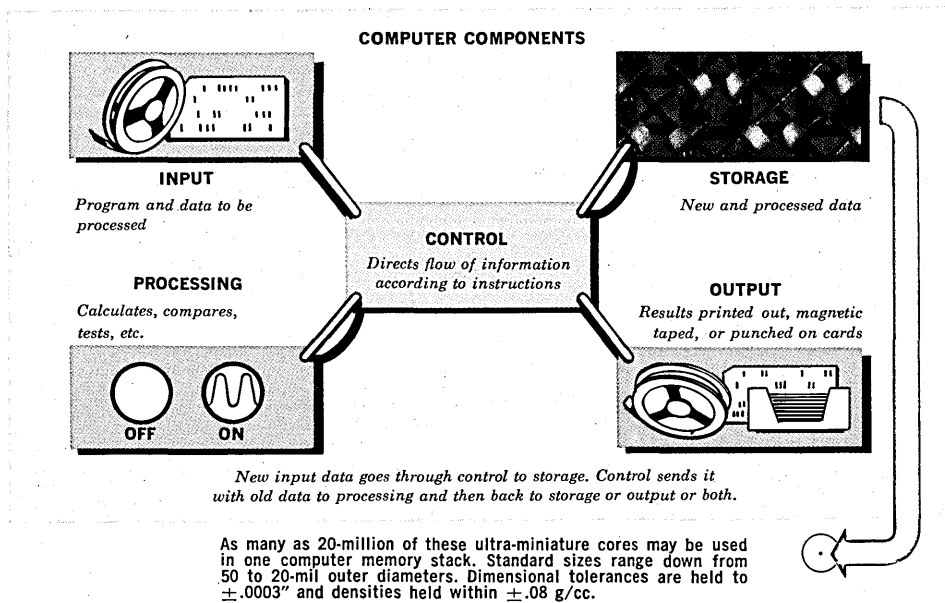
First, certified chemically pure ferrite compounds containing iron oxide and bivalent metallic oxides are evaluated for purity, particle size distribution, particle shape, and apparent density. This step may take hours. Satisfactory material is weighed, and then check-weighed, dry-blended, calcined, ground, and mixed with an organic binder. Then, it is dried, granulated, and screened to a size classification. Very important to successful powder preparation is the time-temperature profile during calcination, and the particle size distribution attained dur-

ing grinding operations. Process adjustments must be constantly made to compensate for deviations in the raw material quality characteristics.

Prepared material is pressed in automatic, single-station tablet presses to produce "green" cores. For today's ultra-miniature core, dimensions are .022" outside diameter with a .014" inside diameter hole. Dimensional tolerances of $\pm .0003$ " are monitored by an electronic gauging system. Electronic balances control pressed core density within $\pm .08$ g/cc. A visual inspection of each core by high power magnification is also included.


Next, cores are sintered by batch firing in periodic kilns to control lot to lot uniformity. Preliminary sintering runs on each lot establish optimum time-temperature cycles. Kilns are regulated by saturable reactor controls.

Sintered cores are ultrasonically cleaned, then automatically gauged "go-no-go" to dimensional specifications. Cores are handled mechanically to avoid contamination. Each core is electrically interrogated by an electronically controlled automatic handler. Depending upon its performance to magnetic specifications, each individ-



Each of the billions of cores used in computer memories is pressed individually under precise electronic monitoring of size and density.

This is the second of a series of six brief discussions on the basic principles of core memories. If you would like the complete series in booklet form, please circle 57 on reader card.




An estimated \$250-million worth of this chemically pure ferrite compound is now at work in the nation's electronic data processing industry in the form of ferromagnetic memory cores.


Each core is graded at a speed of 10 cores per second. Selected core lots are then statistically sampled and re-evaluated to assure the validity of production testing.

All this meticulous care is applied to a part that can hide behind a period on this page. The reason is simply that each individual core of the thousands that make up a memory stack must switch in a closely specified time, within a limited range of switching current tolerance, and must provide a specific flux output when it switches. Quality assurance for an entire memory system begins with the core. Without 100% control over core quality, all subsequent effort in memory manufacture becomes a frustrating waste of time.


In the first of this series of brief discussions concerning magnetic core memories we called the memory the "heart" of the computer. If the memory is the heart, then ferromagnetic memory cores are the "blood corpuscles" that give the memory life.



An electronically-controlled test unit interrogates each core for its magnetic properties at a rate of 10 cores per second.



A typical memory plane with 16,384 cores must function 100% before it is wired into a memory stack. Core quality assurance is the basis of all subsequent product quality control.




This typical 2-microsecond cycle time memory system has a capacity of 16,384 words with 26 bits per word. A total of 425,984 memory cores store information. For complete information about Fabri-Tek memory systems, write: Fabri-Tek Incorporated, Amery, Wisconsin; or call 715-268-7155; or TWX 510-376-1710.

FABRI-TEK LEADS IN MEMORY TECHNOLOGY

Check with Fabri-Tek for rewarding engineering opportunities!



A four-tray card file?



So who needs it?

Not too many people. But we're the only manufacturer of data processing auxiliaries who seems to care about them. Most Datacase users get along just fine with our high-capacity 20- and 10-tray files for general use and with our two- and one-tray models for handy desk-top reference. But, there *are* those who require something in between and would be mighty put out if our four-tray file weren't available. Perhaps *you* don't need one but the fact that it's there is assurance that your requirements can be satisfied by the complete Datacase line—a line that is completely coordinated in style, color and function with the equally broad line of Steelcase fine office furniture. Your *local* Steelcase dealer will be happy to help with any of your office furniture or DP auxiliary storage needs—even a four-tray file. You'll find him listed in the Yellow Pages. Or write Dept. D, Steelcase Inc., Grand Rapids, Mich.; Los Angeles, Calif.; Canadian Steelcase Co., Ltd., Don Mills, Ont.

DATACASE® / **BY STEELCASE**

OFFICES AND SHOWROOMS: NEW YORK • CHICAGO • GRAND RAPIDS • ATLANTA • DALLAS • LOS ANGELES • PHILADELPHIA • PORTLAND, OREGON • TORONTO • MONTREAL

COMPUTER SCIENCE EDUCATION IN EUROPE

by PETER C. PATTON

The European computer market is burgeoning these days and market analysts forecast several thousand more computers to be installed in Europe in the next few years. These machines will require professional staffs, but what are European universities and technical universities doing in preparation for current and expected demands? Although European computer application trails that of the U.S., the present rate of growth in Europe is somewhat greater. To meet this catch-up effort, a tremendous number of computer professionals and subprofessionals will have to be educated and trained. There are more than 260 computers in European universities compared with about 500 in U.S. universities. Many of these university computers are used for data processing rather than education; most of the rest are small-scale computers like the IBM 1620, but at least 50 are large-scale systems. In fact, two of the largest computers in operation are in European universities: London and Manchester in Great Britain.

In spite of the fact that patterns of European education are different from the U.S., it may be of value for the American educator to consider the various European responses to this problem. European university computer education is, in general, developing later and developing around existing commercial hardware. Also, in spite of the traditional conservatism of academic institutions toward new disciplines, a number of very progressive educational programs are now under way. We may not have to wait until 1975 to see universities with "Synnoetics" departments as described in the provocative paper by Louis Fein in *DATAMATION*, September 1961.

historical background

Perhaps the best way of presenting the situation in Europe to the American reader is to survey briefly the historical development of computer science education in Europe as compared with the U.S. After having arrived at several approaches, different universities and technical institutes can then perhaps best be classified as being in one group or another. A statistical classification by country is rather sterile and moreover runs the risk of overlooking mention of a progressive organization. We shall use the word "university" in a generic sense to apply to both universities and technical universities in Europe. This distinction is more thoroughgoing in Europe than that between universities and institutes of technology in the U.S., but is not important for this discussion.

catching on fast

Historically, computer science in the university springs from two sources: the engineering school and the mathematics department. Specifically, computers were designed and built in computer laboratories which were subdepartments of Engineering; e.g., Manchester and Cambridge in Great Britain or Harvard and the Moore School of the Univ. of Pennsylvania in the U.S. In both cases, computers were studied and taught for their own sake, literally; for, in fact, the computer education programs of these schools were quite "hardware" oriented. In most other cases, computing was taught as a sideline or technique subsidiary to numerical analysis. The more modern approach, by contrast, is to teach the computer as a general symbol manipulator. Briefly, one might separate these as (a) the tin-god approach, (b) the fast slide-rule concept, and (c) the notion that a computer is an amplifier of human intelligence. This latest approach is actually the oldest, for Babbage and his associates made statements regarding the analytical engine in such a way.

Although departments of computer science have appeared only recently, there have been schools from which one could get a Ph.D. in a computer oriented subject, such as a new computer application or even a circuit design innovation, for at least 15 years. Examples are the famous computer laboratories at Harvard and Manchester. Even



Mr. Patton is manager of the Univac 1107 facility of the Division of Aircraft Technology at the Technical Univ. of Stuttgart, Germany. Most recently a scientific consultant for Univac in Europe, Mr. Patton has been associated with Boeing-Wichita, Univ. of Kansas, and the Midwest Research Institute. He holds an A.B. from Harvard and an M.A. from Kansas.

such august European universities as Muenster in Germany have given Ph.D.'s in mathematical logic for theses on learning programs. But to the dismay of many graduate students attempting to get a computer oriented thesis accepted, universities recognizing computing even as a research specialty are few.

variety of approaches

The various approaches to computer science education in Europe describe a spectrum between two opposite points of view. The most conservative approach is of course that computer science (or in some cases, technology in general) doesn't belong to the university. This point of view has been voiced in Scandinavia, in spite of an otherwise progressive approach to computing outside the university. In Scandinavian educational institutes in which research is being done, there is a demand for computing and consequently some programming instruction: examples are Uppsala with a CDC 3600 and the Norwegian Technical Univ. in Trondheim, which educates hundreds of ALGOL programmers yearly on a Univac 1107 and a GIER¹. The Royal Institute of Technology in Stockholm will nominate a professor of computer science next year. The next spectral line is the university which gives some sort of "diploma" or certificate of attendance in a course of numerical analysis and computer science. In most such cases, such a diploma, or the work that went into it, is *not* applicable to a graduate degree. This seems to be a left-handed way of satisfying technology's need for trained computer people. Oxford and Cambridge have such programs and at both organizations computing is clearly a technique subsidiary to numerical mathematics. Cambridge has recently announced a new chair in computer science, so one may expect to see some changes there in the next year or two. The Univ. of London has an extensive Institute of Computer Science but as yet offers only such a diploma. Southampton Univ., also in Great Britain, has built a bridge from an Oxford/Cambridge type diploma program to a master's degree. After a successful nine months' diploma effort, the student who stays three additional months to complete a research project in computing gets a master's degree in numerical analysis and computer science. Several other British universities and colleges of advanced technology have master's degree programs in computer science or numerical analysis and computer science. Examples are Leeds, Glasgow, Manchester, Liverpool, Belfast and Newcastle. Edinburgh is planning a master's program to start next year.

Perhaps only 30 European universities have a department or subdepartment of computer science and 15 of these have advanced to graduate degree programs (compared to 40 such graduate degree programs in the U.S.). Most such programs have only started in the last year or two and at least five will begin within the next year. Few have arrived at the situation of Purdue with its Div. of Mathematical Sciences having pure mathematics, applied mathematics, statistics and computer science as equal departments. Such an organization is excellent; it may tend to sacrifice the engineering aspects of computer science (called "Architecture of Computers" nowadays) to some degree but, in general, it provides the best milieu for a new computer science department. Most European universities, especially those on the Continent, seem to be working toward such a solution. In Great Britain, however, the engineering aspect of computer science is still important in some

schools. British universities have played a major role in the development of computers generally and new hardware technology specifically. Both Atlas I and Atlas II were designed in university computer laboratories. But Great Britain is the only country outside the U.S. with an indigenous computer industry; in other European countries computing is largely an imported technology, so naturally applications are stressed more than basic development.

two examples

To illustrate this distinction, we can comment on two of the best computer science departments in Europe, those of Manchester Univ. and the Univ. of Paris. Manchester has been a leader in the computer field since the very beginning and still is, judging from hardware developments (Atlas I) and the educational program. Manchester offers a B.Sc. in computer science. This program is very well balanced, being equally divided between mathematics, programming and engineering. The curriculum includes such course titles as: large scale systems design, memory systems and pulse techniques, mathematical programming, applications, system programming and, of course, a great deal of numerical analysis. A terminal research project in programming and/or engineering is also required. After obtaining the B.Sc., a student can go on to study for an M.Sc. or Ph.D. degree in the subject.

Before leaving Great Britain to turn toward the Continent we should also mention the Brighton College of Technology (roughly equivalent to an American junior college), which has a Dept. of Computing, Cybernetics and Mangement and offers an undergraduate degree in computing and data processing. The Brighton curriculum is very broad like Fein's Synnoetics approach and very eclectic, borrowing course titles from economics, mathematics, accounting, psychology, statistics, and systems engineering. While this program may not produce computer designers or artificial linguists, it should produce some very imaginative computer applications analysts and some forward thinking managers.

The Univ. of Paris has recently established an Institut de Programmation, which will give examinations applying to the French equivalent of the American bachelor's and doctoral degrees. Although the Institut does not yet have chairs or professorships, it is presently directed by two very eminent French scientists. The director is also Professor of Numerical Analysis at the Sorbonne and his assistant is Professor of Astrophysics. The Institut aims to educate three classes of students in computing:

- a) Subprofessionals, as operators, coders, systems analysts, etc., at about American junior college level.
- b) To provide serious academic work leading to one of the seven examined elements of the French equivalent of the B.Sc. degree. Although not much experience has been gained yet, instructors in the Institut expect the Programmation element to be as tough as the "formidable" Electronics element.
- c) Computer scientists *per se*: an examined element applying to a third cycle doctorate has just been announced.

The program is very good, even though it has little engineering content. It is quite theoretical (as is most French education), stressing such topics as abstract algebra, information theory, formal systems, theory of automata, and mathematical logic. The major problem in the educational program is the lack of a large-scale computer. The Institut has a couple of small ones and a time allotment on the larger machine of the Institut Blaise Pascal; hopefully, a large-scale system will be ordered soon.

¹The GIER is a binary machine with 1K core store, 12K drum backing store, printer and paper tape input-output. It is manufactured by

Regnecentralen, Copenhagen, Denmark.

The Universities of Toulouse and Grenoble have similar Institutes de Programmation.

The development of a computer science department like those at Manchester or Paris creates problems whether in Europe or America. Though the problems are similar, they are perhaps more severe in Europe, due to more conservative attitudes toward applied science and older academic traditions. The obvious problems, such as justifying the expense of a large-scale computer and the interdepartmental politics due to computer science overlapping several existing disciplines, may not be as bad as convincing academicians that computer science ought to be taught in the university as a discipline in itself. Those who have taught programming generally agree that it has, as do the study of Latin, Greek or pure mathematics, great value for developing a disciplined mind. It has the further advantage, however, that the graduate trained as a programmer finds it very easy to locate employment requiring his skills. In computer science generally we may actually have a discipline which is as practical as engineering and as intellectually rewarding as any of the liberal arts. However, computer science education is unfortunately not yet regarded by most scholars as being a legitimate academic pursuit. The applicability of computer science to so many areas of modern life may tend to make it undesirable as a university endeavor, since it is in fact a high-level type of vocational training.

intellectuals vs craftsmen

Computers bring science down from the ivory tower to the man in the street (literally, a Univac 1107 controls the traffic signals in Toronto, Canada), or in the air (airline reservation systems), or in business enterprise (mathematical programming). The use of computers as amplifiers of human intelligence is placing trained "sources" of human intelligence at a premium in the professional labor market place. If the university will aid society by training such people, then the university may be coming into a new role. This dilemma was eloquently stated by Professor Stanley Gill of London's Imperial College at a recent meeting on the subject of computer science education in Liverpool. Professor Gill noted that until recently the real work of running the world—that is, the important jobs—did not require high intelligence. The intelligent people occupied their time by studying the arts in universities which were expressly designed for them. As a mark of distinction, they avoided anything that might be described as a "vocational training." In our new technological era, the important jobs *do*, and increasingly *will* require the intelligent people, and it will be the less intelligent who will have the time to study the arts. Hence the dilemma: are the universities going to take the intelligentsia and give them a vocational training, or are they going to take second-rate citizens and fit them for life as intellectuals?

A number of problems facing the development of a computer science program were brought up at the Liverpool symposium. This conference rapidly divided into two major camps: those who considered programming a semi-manual technique useful to the numerical analyst, or at best vocational training, and those who were actual practitioners who considered both programming and numerical analysis to be parts of computer science. Rather than retrace this ground, which will soon be mapped by the published conference proceedings, let us assume that computer science *is* a science and not merely vo-

catiional training. If this is so, there are two urgent questions to be answered: What is the subject matter? Who will teach it?

in math departments

As regards the subject matter, computer science is closely related to mathematics; not only does it require the same type of generality, abstraction and close attention to logical detail, but is also a supradiscipline, as is mathematics. Most computer science departments are closely linked with mathematics departments and perhaps rightly so, since the characteristics of these disciplines are so similar. An excellent study of the subject matter problem has been made by the Committee on the Undergraduate Program in Mathematics.² This report gives a good curriculum suggestion, together with text-book recommendations, covering the areas of computer science more closely related to mathematics (for example, numerical analysis, applied programming, logic, theory of automata). It also ventures into non-numerical information processing, theory of compilers, artificial languages, and simulation techniques; the only major areas missing are those relating more to the engineering aspects of computer science, such as logical design, circuit design and architecture of computers. The Manchester curriculum,³ on the other hand, is more evenly balanced with respect to the mathematical and engineering aspects of computer science, but is somewhat weak in non-numerical information processing content (except for systems programming). The Association for Computing Machinery has an Education Committee and has devoted an issue of *Communications* to the curriculum problem.⁴ The Univ. of Paris syllabus⁵ is built around a basic core of theoretical computer science subject matter with final options in numerical analysis, non-numerical processing, business data processing and operations research, and machine organization and electronics. So, although there is not an established curriculum that all computer science educators and researchers would accept without comment, there is certainly a broad area of agreement. The existence of successful departments of computer science in both European and American universities indicates that lack of a universal curriculum definition is insufficient reason for not beginning now.

Now, given that there is a general agreement on the basic subject matter, who will teach it? Computer science ought naturally to be taught by computer scientists, but there are too few computer scientists for industry and government and not many of these have the academic qualifications considered necessary for teaching. Their very scarcity commands salaries which are probably out of proportion to most academic pay scales. The Manchester Computer Science Dept. is staffed by a professor (department head) and 12 lecturers and senior lecturers. It would be difficult to form a new department of this magnitude, considering the present availability of qualified computer scientists. However, it is possible to build up slowly, taking advantage of the overlap between computer science and neighboring disciplines. Many of the subjects the future computer scientists need are also topics of interest in other disciplines; thus, a set of courses, some of which are already available, can be listed under the heading "Computer Science." The course list of the Dept. of Information Science at the Univ. of North Carolina is indicative of what can be done with only a couple of top computer scientists, plus judicious borrowing of course titles from mathematics, philosophy, statis-


²"Recommendations on the Undergraduate Mathematics Program for Work in Computing," Committee on the Undergraduate Program in Mathematics, P. O. Box 1024, Berkeley, California 94701.

³A copy of this curriculum may be obtained from the Dept. of Computer Science, Univ. of Manchester, England.

⁴*Communications of the ACM*, Vol. 7, No. 4, April 1964, pp. 205-227.

⁵This information may be obtained from the Institut de Programmation de Faculté des Sciences, Université de Paris, Impasse d'Aubervilliers, Paris (19^{ème}).

Our tape readers are color-blind



Bidirectional model B3000 Reader can read almost anything—at up to 1,000 cps.

Look, fellows, a Digitronics photo-electric perforated paper tape reader couldn't care less about the color of your tape. Or its composition.

Black tape, oiled yellow tape, 3-mil white tape, paper tape, laminated paper/mylar tape, mylar tape, you name it...our color-blind tape readers can read *any* color perforated tape. And without readjustment.

What's more, they're reliable. These readers carry the Digitronics brand—a sure sign that they're top-quality in every respect.

Our tape readers... the most complete line in the industry... offer speeds from 50 to 1,000 characters per second. We have both unidirectional and bidirectional models, too. So why take a chance on a reader that isn't color-blind... which may cost the same or more? Write today for full information. Digitronics Corporation, Albertson, New York. Or phone (516) HT 4-1000.

 **DIGITRONICS**
when every bit counts

CIRCLE 64 ON READER CARD

EDUCATION . . .

tics and other related disciplines. This same eclectic approach is being used in European universities; for example, the Institut de Programmation of the Univ. of Paris has no professorship yet but temporarily is borrowing professors and lecturers, as well as computer time, from other institutes.

how to attract talent

The major problem in developing a computer science department is finding good people; but it should be possible for the university to attract qualified computer science teachers. The university has a powerful attraction which can well be used to gather top computing people. Any computer scientist worthy of that title has one great pressing need which the university is better able to satisfy than industry or government: that need is for more computer time to do the little (and big) research projects which constantly occur to him. But the financial value attached to computers results in their administration by people who generally do not appreciate the motivations of a research oriented computer scientist. His request for 20 or so hours of unused computer time over a weekend yields a crushing rejoinder about overhead, maintenance cover, management responsibility, a time evaluation of hundreds of dollars per hour, etc. He may consider the computer an amplifier of human intelligence but management more likely considers it a very expensive piece of production machinery. Computers are costly to universities too and, unfortunately, many administer them in the same cost-sensitive way that industry does. But if universities do not sell cyclotron time to local industry, why should they sell computer time? If universities will consider and treat computers as research instruments like cyclotrons and astronomical telescopes, then they will attract first-class computer scientists in the same way they now attract first-class physicists and astronomers. This solution is already standard operating procedure for attracting university staff in most other fields of science in Europe as well as in America.

The general state of computer science education in Europe is progressive. As pertains to the major countries, one might summarize as follows: Great Britain is naturally furthest ahead, since it has an indigenous computer industry. There are at least 10 departments and subdepartments of computer science, mostly offering a post-graduate diploma or M.Sc. degree, but several offer B.Sc. and Ph.D. degrees also. There are also several institutes of technology in Great Britain offering degree and diploma work at about American junior college level. In France there are at least three university Institutes or Departments of Computer Science offering education at junior college, B.S., M.S. and Ph.D. levels. German universities have a number of chairs or professorships for various areas of computer science and some of the larger technical universities have Institutes of Computer Science, but it is not yet possible to earn a degree in computer science there. One may get a good education in the subject in Germany but the degree will be in mathematics or engineering. Scandinavian universities will soon have a few professorships in computer science; the approach there will probably follow the German pattern, since most other technical education does. But there will have to be an acceleration in computer science education development in Europe if even the top professionals in the field in five to 10 years will have learned computing in school and not through the present on-the-job technical apprenticeship. ■

AN ON-LINE S&L SYSTEM

by NEAL J. McDONALD

Twin City Federal Savings and Loan went into on-line computer operations for one basic reason: to accommodate continued business growth—profitably. From this generalized objective stem a number of inter-related goals. Since a prime function of any savings and loan institution is simply service to its customers, improved service was a major consideration. In order to handle a growing volume of business profitably, operational savings had to be effected. Further, these savings had to begin at the teller window and extend into the “back room,” streamlining and updating functions all along. The flow of information to top management had to be improved.

These goals are being met through an IBM 1440/1062 system which went on-line December 14, 1964, and is currently the largest multi-branch savings and loan complex in operation. On-line processing brings the power of the computer right to the teller in our main office and all seven branch offices, the farthest being 30 miles away. One indication of the significance of this move to on-line can be gained from the following fact: throughput from the 21 teller terminals now in operation is greater than what used to be obtained from 45 teller machines previously used.

configuration

The on-line system consists of these basic elements:

1. Twenty-one teller terminals for input to and output from the computer. Each of our terminals is capable of accommodating two tellers, plus a relief teller for either operator. They provide nine columns of numeric data keys and three columns of transaction code keys for transaction identification, and can handle 135 different savings or loan transactions. Through use of a switch the terminals can also operate in the off-line mode. In such cases they are used much like a combination adding machine, typewriter and posting machine. Passbooks can

eight offices linked

- be posted while the unit is off-line, but in order to update master record files any transaction so processed must be re-entered into the system when the terminal is on-line.

2. Fourteen data sets to make machine signals compatible with communications facilities. Ordinary telephone lines link the teller terminals to the data processing center.

3. Four 1311 disc drives are on-line, each disc pack capable of storing four-million digits of information. Three packs are used for 180,000 savings account records; the fourth holds computer control programs, teller totals and a daily transaction log.

4. A 1448 transmission control unit which functions as



Mr. McDonald is controller of the Twin City Federal Savings & Loan, Minneapolis, Minn. He joined the firm's accounting department in 1949, and is a graduate of the Univ. of Minnesota, Duluth branch.

the communications traffic center. The multiplexer channels all messages flowing to and from the teller terminals and the computer, providing character assembly, checking and coordination of input from the terminals, and sequencing and routing of replies.

5. A 1447 console, used to monitor all operations in the Minneapolis headquarters office and seven branch offices.

6. A 1440 computer with 16K storage, which acts as the processor and performs all necessary computations and data transfer operations. The 1440 exercises program control over the entire operation.

The order for this equipment was placed in April of 1964. During April and May, we trained three of our own people as programmers for the new system. In June and July, the staff worked on tele-communications programming techniques, customer record organization and systems planning. All 60 of our tellers were trained in operation of the new terminals during November; the average training time required was about seven hours per teller. The system was tested and debugged in October and November, operated in parallel for three days in December, and placed on-line December 14.

Currently on order is a System/360. Our plans are to incorporate the on-line complex as part of a management information system.

the system

The data processing cycle is as follows:

To initiate a transaction, the teller keys in each element successively—account number and book balance (this primarily as a verification check), transaction amount and transaction type. The terminal prints each element on the journal tape and simultaneously sends it through the 1448 transmission control unit to the computer.

The computer locates the proper account on the disc file and reads it into storage. After calculations are performed within the computer, the updated customer record is returned to storage on the file. The computer then assembles a reply message and routes it through transmission control to the terminal. At the same time details of the transaction are entered into file storage for an audit trail and subsequent processing.

The computer's response message contains the transaction amount and type (coded), the new account balance, and all previously unposted items accumulated on the disc file. The teller is notified by printout on the terminal if there is a "hold" or referral on the account, or if a transaction is rejected for error. In this case, no controls are affected and nothing is posted to the record, the pass-book, or the loan document.

At the end of the business day, 10 separate transaction totals for each teller are fed back to the terminals for balancing, and an auditor clears each of the terminals for the next day's operation. Then the system sorts the day's transactions—which have been recorded chronologically on the disc file—by account number and transaction code. This is a disc-to-disc sort and takes about 10 minutes.

At this point, a 1401 tape-oriented system which was installed several years ago and which we now own, comes into play. The 1401 serves as an off-line system to help minimize after-hours processing.

After the disc sort, the 1440 sends the sorted transactions across a direct data channel to the 1401. Processing from here on is off-line. A final trial balance check is made as transaction totals transferred to the 1410 are compared with teller transaction data used to update savings and

mortgage account master tapes, create new account records, and prepare the journal.

file organization

Contributing to the speed with which the system was placed on the air was the availability of an on-line savings package, which provided a large portion of systems design and programming and complete supporting routines for file loads, sorting, etc. The record format of the IBM on-line savings program was used in its entirety. The master file consists of a skeleton record for each customer with linking trailer records for unposted transactions, dividends, hold information, and control records.

The master record format is as follows:

Account Number—four positions (two kept separate from the record)

Book Balance—six positions

Control and Trailer Linkage—four positions

A variable number of master records and their associated trailers are stored in a logical block called a quintile.

It will be noted the account-number field in each master record is only four positions. The master file is loaded sequentially with open numbers for new accounts. A sophisticated indexing technique is used for direct access to each record: a master index resides in core; this points to a specific cylinder index located in the executive routine stored on disc; the cylinder index further defines the account location by referring to a quintile index located on the appropriate cylinder. Five small indices are kept on each cylinder of each master pack, and a look-up in the appropriate index gives the quintile containing the master record. At this time, the four high-order digits of the account are no longer needed. The remaining digits are used to find the master record within the quintile or to indicate the absence of such an account. Hence, only these four are actually required in the master record and quintile.

The other major function incorporated in the executive routine services the communication lines to include terminal control, error checking and processing, and operator communication. Routines controlled by the executive program are stored on disc and called down as needed.

The function of the processing program is to handle the specific requirements of each transaction after given control by the executive routine. These would include master record updating, posting teller and control totals, logging transactions, formatted messages, or, in general, control over the processing of 135 unique transactions.

In conclusion, data is made available to the processing routines through a call to the executive program while communication with terminal control is monitored in an idle loop.

results

As can be seen, the system makes any one of 180,000 savings account records immediately accessible to every teller in all eight Twin City Federal offices. The entire processing cycle on a typical transaction has been reduced to a matter of a few seconds. Thus, each teller can handle a significantly increased number of transactions daily. We are stabilizing operating costs while providing the capability for almost unlimited business growth. At present, the system processes on an average between 3,000 and 4,000 customers daily; it can handle growth to more than 12,000 daily customers.

Every transaction—savings or loan—is recorded on a journal tape to provide an in-sequence audit trail for the teller. The combination of alpha and numeric printing capability makes for clear computer-to-teller communication, particularly in error or exception situations. Both



*When this headline was current news...
digital recording tapes
had a packing rate of 200 bpi.
Today, 800 bpi is standard;
improvement in tape and base is the reason.*

In analyzing the sensational development of EDP over the past decade, most of us naturally talk in terms of improvement of hardware. But when you stop to examine them, the contributions made by tape manufacturers have been quite remarkable.

The tape of today looks like the tape of 1954... but think of the differences: improved oxide coatings to increase total capacity, reduce fluctuations in performance; much stronger binders to reduce dropouts and flaking, lengthen tape life; smoother surfaces to give longer, error-free wear; thinner coatings and better production controls to guarantee reel-to-reel uniformity.

Working hand in hand with the tape manufacturers during this time has been Du Pont. Improvements in the uniformity, stability and overall reliability of the base of MYLAR* have played a vital role in making possible the sophisticated tape in use today. Continuing cooperation of research and development facilitates assures continuing improvements in the future. Your guarantee of the most advanced tape is the manufacturer's brand and a base of MYLAR polyester film.

*Du Pont's registered trademark for its polyester film.



Better Things for Better Living...through Chemistry

At the base of all tape improvements: Mylar®

CIRCLE 39 ON READER CARD

transaction input and the computer's response are printed on a journal tape at the terminal as a visible teller check. The system is programmed to transmit any one of 32 English-language instructions should the teller make a keying error or attempt to enter erroneous data. Until the situation is corrected, no record updating or passbook posting is completed.

The system accumulates savings dividend payments to be made to each customer on a 30, 60 and 90-day basis; it also accumulates all previous unposted no-book transactions (transactions made when the customer does not have his passbook with him). The next time the passbook is presented, the system automatically posts dividend and no-book items in chronological sequence with the correct action dates. As previously noted, special conditions such as "hold payments" are automatically brought to the teller's attention.

The time required for day end teller balancing has been reduced by at least 50%. This is made possible by the separate teller transaction totals which are automatically maintained, including categories for savings payments, withdrawals, checks issued, and loan payments. The system assures positive control of individual teller operations—and provides a detailed audit trail for each teller. More efficient and reliable trial balancing—right up to the general ledger—is handled internally. The system prevents errors other than keying in an incorrect transaction amount.

Daily reports on dollar totals by branch office, by type of account, trial balances on every active account, savings and mortgage transaction journals are quickly extracted from the disc and tape files to provide management data which highlights the current situation. Periodic summaries of savings account classifications by dollar volume, totals of anticipated dividend payouts and dollar loan totals by interest rates provide management with helpful planning and control guides.

In addition to the reduction in teller machines from 45 to 21, we have been able to eliminate a punched-card installation which had been maintained in our large St. Paul branch office. Also eliminated are the six IBM 1001 transmission units which used to provide data communications to and from suburban branches.

The complete, in-sequence journal record of teller transaction activity on disc gives us almost all the input data we need for planned teller scheduling and simulation programs. All that is needed is to add time increments to get an accurate picture of office-by-office and window-by-window activity patterns. Such studies should lead to more efficient allocation of teller personnel.

From the customer's point of view, the new system makes Twin City Federal more accessible while minimizing waiting time at teller windows. A depositor or loan customer can utilize any one of our offices; he is no longer limited to the office where his account originated. This centralization of account records also facilitates handling of deposits and loan payments made by mail.

As to teller window service, our studies show that the new system cuts window time in half. In the first five days of January—always a peak period—our offices handled 88% more customers and 100% more transactions than in the same period the previous year. Such an increment in business volume could not have been handled using previous methods, with anything like a comparable degree of efficiency.

Obviously, this implies a two-edged benefit with a direct relationship to our overall goal in installing this system: better service to customers, with a vastly improved capability for handling business growth. ■

DATAMATION is offering a 62 page glossary of data processing terms. The booklet is compiled in easy to read alphabetical listings with cross references. This glossary can be of great value in your daily work in the data processing field where terminology is so very important. The listings were compiled in 1963, thus making this an up to date reference guide for you.

\$1.00
each

75c

in lots of ten
to 49 copies

50c

in lots of 50
or more copies

DATAMATION
141 East 44th Street, New York 17, N.Y.

Enclosed is \$ _____ covering my order for
 _____ copies _____ of the adp glossary

NAME _____

COMPANY _____

ADDRESS _____

CITY _____ ZIP _____

STATE _____

Add 4% sales tax on N.Y. City orders

INTERACTIVE SESSION ON INTERACTIVE SOFTWARE

At this year's FJCC in Las Vegas, 30 November-2 December 1965, several sessions will be presented which assume that the attendees have studied the scheduled papers in advance. In lieu of formally presented material, informal discussions on the scheduled topics will take place among the authors, invited guests, and the audience in general. To make these discussions more fruitful and to enhance audience participation, DATAMATION offers the following preview of the topics to be discussed at the session entitled, "On-Line Interactive Software Systems." This session is scheduled for the Convention Center's Gold Room, 3.45 p.m. Tuesday.

The software session chaired by D. G. Bobrow of Bolt, Beranek and Newman will feature five papers. The session should prove to be quite interesting since the papers run the gamut from the very large effort to the very small. The content covered is also broad. One reports on the current status of work in the very difficult area of symbolic mathematical computations, another describes the ferocious effort necessary to inject the computer into the range of activities which fall into the purview of civil engineering, and one angry young man (from Cal-Berkeley, of course) is making his non-violent appeal for increased aid to the machine-oriented symbolic language programmer.

"*MATLAB: A Program for On-Line Machine Systems in Symbolic Computations*," C. Engelman, Mitre Corp., Bedford, Mass.

As early as 1954, bright mathematicians in the Boston area were trying to use general purpose digital computers as intelligent assistants for the manipulation of mathematical statements in symbolic form. When a conventional computer program is written, a programmer transforms the simplified mathematical statement of the desired process into a series of semi-sequential declarative or conditional statements which define how a solution is to be obtained. These statements are usually transformed into machine code automatically where they then control the hardware to produce the solution desired. The process of obtaining the simplified mathematical statement of the desired process is both creative and "mechanical." Efforts like the *MATLAB* program reported by Engelman are aimed at easing the burden of the mathematician by placing the "mechanical" chore on the machine, thus freeing the mathematician for the more creative portions of his duties.

The word "mechanical" may be a little misleading. To be sure, the straightforward functions of recording the equations, copying them, renaming variables, and recalling previous versions are included; but an attempt is being made to broaden the machine's abilities by providing it with the following abilities: to differentiate with respect to a named variable—a non-trivial task if the variables are not separable—to simplify equations by gathering like terms, integrate a little, and to solve certain equations. Of course, the ability to determine the arithmetic value of the resulting symbolic equation is also being sought.

The paper is oriented towards the programmer and describes in a readable form the status of the work and the steps of those that have gone before. One of the things that may come out of the discussions is a statement of how such work might be accelerated to progress more swiftly. The progress has been slow and methodical. Has this been due to the difficulty of the subject, the level of effort, or the type of personnel available? The paper also assumes the reader appreciates the work of the endeavor. While each of us can imagine where such a set of programs would be useful, these may not coincide with the goals of the author. I, myself, could use such a set of routines to augment my meager mathematical ability. However, I would not expect this enhancement to result in any great breakthroughs on my part, for I lack a fundamental founding in the science.

On the other hand, many of the mathematicians with whom I have been associated (none of them really great) had little personality quirks which would have had to be resolved even if a Super *MATLAB* were available. One of these fine gentlemen changed his notation every time he changed his shirt. I had a very difficult time keeping variables and constants separable since he would use the same symbol for both on two consecutive days. Another had a few pet Afro-Egyptian-Greek hieroglyphics which

CPFF
or
FP

DESIGNING/PROGRAMMING/DOCUMENTATION/CHECK OUT

MESA
ATOLL
COMPILERS



MESA SCIENTIFIC CORPORATION

A subsidiary of Planning Research Corporation

University Plaza, 4500 Campus Dr., Newport Beach, Calif. 92660

CIRCLE 40 ON READER CARD

were very troublesome for me and are not on any keyboard I have ever seen. In his defense, I must agree that 88 characters were insufficient for him to state what he wanted to say.

Finally, I have frequently found that the mathematically-oriented programmer makes a very real non-mechanical contribution to the problem definition process in that his programmer training makes him very methodical. In his madness, he determines initial conditions which were omitted, checks for reasonableness, watches for difficulties of a numerical nature, and *revises the method of solution to avoid them*. The programmer-type is continuously and unconsciously aware of the limitations of the computer he must eventually use. When he finds the solution time approaching his life expectancy, he initiates a search for an alternate method. Although the programmer-mathematician is going to be hard to replace, I'm glad someone is trying. I've always found that to be a thankless, dull, boring programming assignment.

"Structuring Programs for Multi-Program Time-Sharing On-Line Applications," Kenneth Lock, Calif. Institute of Technology, Pasadena, Calif.

Meanwhile down southern California way, Ken Lock of CalTech has been studying program structures suitable for on-line time-sharing applications, or that is what may be inferred from the title of the paper. Unfortunately the paper is mis-titled. If one is willing to wade through recursive ALGOL, the reader may discover that author Lock has some interesting ideas.

To ease the problems associated with program preparation from a console, each statement is held in memory in a source form and is treated by an "incremental compiler" immediately before execution. The incremental compiler, if it is truly incremental, would have been a very interesting discussion in its own right. Although author Lock did not treat it in detail, the discussion session might. If it merely compiles one-statement programs (using previously constructed tables) it probably does not qualify for the name given. However, if it is fundamentally different in organization, to reflect the changed nature of its task, an interesting discussion should ensue.

In the introduction to the paper, the author repeats a list of problems the batch-mode of operations was designed to eliminate. He, as frequently done by time-sharing authors, neglects to list one of the difficulties eliminated by the batch systems which is re-introduced by the on-line programming systems of today.

Rightly, the author notes that pre-batch operations were noted by systems (if you could call them that) which serviced only one programmer at a time. This was expensive in dollars and in elapsed time. Only one programmer could be served at a time, and a big staff made a long queue. We might have solved this by adding more computers, except that programmers on-line were not getting the job done very well.

The debugging aids were primitive, the problems grew, and the programmers were primitive. Be that as it may, even the best programmer lost track of the contents of core after several execution attempts and some console patches. The attitude, partially due to the howling queue urging you to get on with it or get off, was to try something and see what happened. Thinking was at a low ebb, action was plentiful, and little or no records were kept.

The problem of associating which patch (either source, symbolic, or absolute) with what results is *still* present. Source level patching and a chronological typewritten hard-copy record are only a partial solution. They may let slightly larger problems be attacked before the onset of confusion . . . but the problem still remains.

Whenever a program is executed, it alters itself, its tables, or its data in some combination. A spot change to a partially executed program is a touchy thing which requires the presumption that the consoleer *knows* the configuration of memory. For student problems this may be true. But for a man-sized program I would prefer some form of an audit trail. A before and after dump, with a program so structured to make it compact and meaningful, may be all that is required. Perhaps the author will provide us some of his ideas verbally.

Another operational problem worthy of discussion is the subject of core space required and execution time expended. Over the years, managers have shied away from devising a programming system which required a programmer to shift his modus operandi during the program preparation progress. The arguments have been more emotion than logic, but they ran thus: "The poor overworked programmer was sufficiently burdened by one mode, two would increase the training, and the investment in systems maintenance, etc." For many years, many of us have discussed pairs of compilers with compatible source languages which produce two forms of object code: checkout and production. This has never sold very well. Consequently, most of the systems have been designed with production in mind. The result: checkout has suffered.

The system proposed by Lock seems to be very good for the early stages of the program preparation process when I am searching for unassigned symbols, statements never executed, variables never referenced, etc. His process is slow, the overhead is high, but it may be worth it if it reduces this initial phase sufficiently. I hope the discussion will bring out what happens when the application in preparation has no more obvious deficiencies and a few data sets need to be run.

Do we shift gears, change to a conventional compiler and revise all of our techniques? Does he have some other ideas? Or is the technique principally of benefit only to short jobs that never run production? He is a little audacious when he suggests some changes to fundamental hardware architecture when he offers no data to measure the value (worth) of his interesting ideas.

"An Integrated Computer System for Engineering Problem Solving," Daniel Roos, Dept. of Civil Engineering, MIT.

The third paper lays the foundation for revolutionizing the profession of civil engineering. According to the paper (I am not familiar with the actual work), some of the reasoning may be a teeny bit specious. Back in Boston, overlooking the Charles River, an industrious group of fifty programmers are busy spending two million dollars on a large system of computer programs with the following goals:

"Computers should provide the mechanism that enables engineers to do *better engineering*. By permitting faster and more accurate and complete problem analysis to be performed, computers assist the engineer in his computational and *decision making* roles. The engineer today is faced with problems of increasing magnitude and complexity where the effects and inter-relationships of all relevant information must be considered. *The computer provides the coordinating and integrating mechanism for the problem information needed by the engineer in the decision making process.* Computers enable engineers to perform *total problem solutions* where all pertinent infor-

mation is properly considered.

"This role of the computer in engineering is only achieved when the computer is adequately *integrated* in the problem solving environment. This integration must be both *external* and *internal*. The computer must be integrated externally with the engineer using it and the programmer developing it, and internally through the proper coupling of hardware and software.

"The *engineer* must do more than use the computer. He must *actively participate* in the computer solution. To do this he needs a *language* to *communicate* with the computer, physical *accessibility* to the computer, and a mechanism for obtaining *engineering oriented results* from the computer. The communication language must be *oriented* to the *problem* rather than the *machine*, and must allow the engineer to easily specify his problem solving requirements. Accessibility, provided through some type of *remote computing* facility such as *time-sharing* permits the engineer to *interact* with the computer during the problem solution."

(The italics added to the above quote were emphases placed by Daniel Roos, the author).

Having almost been a civil engineer once and having carried a transit for many a mile to earn beer money, there are several items about the intended engineering user of the system I do not understand. To be sure, I see the immediate value to a large engineering school. Students may solve problems using ICES (Integrated Civil Engineering System) which would otherwise take weeks. They could participate in the development of a whole structure: survey the land; design the building; choose the materials; detail the building and the integrally related sub-systems like drinking water, lavatories (hot, cold, sewage, noxious gas), lighting, air conditioning, fire protection (prevention and suppression); physical structure (foundation, enclosure, frame, stress analysis); post-construction maintenance (exterior and interior); and then actual construction sequencing (PERT for the construction process). The actual design and construction of a skyscraper is indeed a complex engineering process.

Several years ago the digital computer allowed a fundamentally sound approach to be developed for the stress analysis of a welded, multiple joint, three dimensional steel frame structure. The equations had previously been too cumbersome to solve so no one bothered to write them down. The initial techniques for solution were adapted from those used for the flat slab wings on Convair's B-58.

While the computer can make some fundamental advances possible in areas where no adequate solution now exists, this is not the flavor of the project being undertaken. Except for furthering the education of several engineering students by allowing case studies to be performed in an expeditious manner (a laudable goal not mentioned in the paper), the other natural user for ICES is the huge engineering house which has enough volume to justify expensive equipment, staff, and programming.

Being conservative for a moment, the typical civil engineer is either a generalist working for a small firm, or a specialist working for a specialty house. The guy who surveys a few lots, sets a construction grade or two, and appears in court as an expert witness doesn't have enough volume even to justify a console. The big specialty house has little use for the integrated file scheme since the guy who does the foundation may not live in the same city as the guy who does the frame. Drawings have evolved over the years as the common language between the two. The drawing also serves a useful purpose in being available for construction.

Even if the justification for the entire Charles River project is controversial (it may even be questionable, but I suspect the writing rather than the project), the by-products of the efforts may be worth more than the computer program. For many years, civil engineering

(as with many other aspects of our society) has been marked by a considerable amount of known but undocumented art. In the course of this project there is a fine chance to transform some of this art into science by writing it down.

In addition, regardless of the name of the college department that sponsors it, it appears that some fundamental progress will be made in the art of designing a user-oriented language, holding combined files for multiple access (data management), and in automatic storage allocation for a real environment. *These* three problems are currently unsolved in the computer field. It will be interesting to hear how well they are yielding to solution.

"The UCB-SDS 930 Time-Sharing System, W. W. Lichtenberger & M. W. Pirtle, Univ. of California, Berkeley, Calif.

Meanwhile, back at Berkeley, Lichtenberger and Pirtle have done another time-sharing system. Their references do not list the previous work of Licklider et al (AFIPS 1963). The paper does not immediately impress the reader with its creativity and uniqueness. I trust the discussion will bring out points where this approach is sufficiently superior to warrant retracing the earlier work.

"Interactive Machine Language Programming," Butler W. Lampson, Univ. of California, Berkeley, Calif.

A very refreshing piece of work is offered by Lampson, also of Cal-Berkeley. He addresses the long overlooked problems of the machine language programmer. He is quite correct: the generally available literature is indeed sparse when one is looking for proven aids (or discarded faulty techniques) which relate to the problems of the

CPFF
or
FP

DESIGNING/PROGRAMMING/DOCUMENTATION/CHECK OUT


PRC
JOVIAL
COMPILERS



PLANNING RESEARCH CORPORATION
Home office: 1100 Glendon Avenue, Los Angeles, California 90024

CIRCLE 41 ON READER CARD

Milgo can give you the complete solution...



Computers -

You are assured of dependable accuracy in analog and hybrid computation with Milgo's new 4100 Analog Computer System. Superior performance is built-in from design concept to hardware. Specific advantages of Milgo Analog Computers include all solid state design; simplified programming by ACCESS, a unique command entry system; extended range attenuators for greater accuracy and flexibility in setting scale factors; direct compatibility for hybrid analog, digital operation.

Milgo backs its equipment with a decade of performance in delivering superior special purpose analog and digital computing devices; data handling, conversion and transmission systems; data display and recording; timing and programming equipment.

For the full story on Milgo Computer Systems, write or call Peter Coupe, Computer Marketing.




Software -

You have the advantage of professional software support as part of every Milgo equipment contract. The staff of Control Technology, Inc., a Milgo subsidiary, combines the skills of highly qualified specialists in mathematics, physics and engineering. Their experience, applied to your requirements, assures you of a sound, logical base for technical decision.

CTI offers assistance in computer applications — analog, digital and hybrid; control theory — research and applications; programming; systems analysis and simulation; and specialized technical education. Their computation centers are equipped to provide modern facilities for your occasional or peak demand.

For further information, write or call: Dr. Albert Jackson, Control Technology, Inc., 1232 Belmont Avenue, Long Beach, California. Phone 213 + 433-3360.



Display -

Your data-display dollar buys new standards of reliability and maintainability in X-Y Recorders from Milgo. The wide range of standard models includes X-Y Recorders to cover most high-speed plotting requirements, and each model can be modified to fit your specialized needs.

Milgo offers analog and/or digital recorders that permit interfacing with off-line data handling equipment or between any data computing system. These plotters are available in vertical or horizontal models with plotting surfaces from 30 x 30 inches to 45 x 60 inches. Milgo also produces precision CRT displays.

For complete information about the finest equipment your data-display dollar can buy, write or call Tom Thorsen, Marketing Department.

Booths 421, 522, 523, 524 Fall Joint Computer Conference



Milgo Electronic Corporation 7620 N. W. 36th Avenue, Miami Florida 33147, Phone 305 + 691-1220.

Offices: Washington, D.C.; Los Angeles, California

INTERACTIVE SOFTWARE . . .

guy who has a task which so taxes the available equipment that he must resort to machine language.

As a side tangent, it would be interesting to know why the literature is so sparse. Were we too busy? Struck dumb? Or overwhelmed by the restrictive styles and requirements set by our erudite academic editorial boards? Probably some of all three. This would still be an interesting post-mortem as the problem of editorial policies still bugs us. Most of the work-a-day techniques of the field are still passed as folklore because the proper vehicles for their editorial presentation do not exist.

Back on the mainline, Lampson's system is aimed at providing some of the benefits of on-lineism to the machine language programmer. He advocates selective examination and alteration of memory locations, something which requires the programmer to be truly *sympatico* with the core map, or uses a fair amount of storage so that modification and interrogation are possible using names rather than addresses. Like author Lock, he neglects to treat fully the record keeping problems that must be faced after the consoleer has modified, inspected, and partially executed several chunks of code during a debug session.

He describes a rather clean symbolic assembly program which is impressive due to its very simplicity. Another bright flash is the treatment of undefined symbols. The single pass assembler stores the instruction whether the symbol is defined or not. If the symbol is not yet defined, it links like references together in a list. The reference in the symbol table points to the head of the list. When the symbol is finally defined, all of the references are filled in by lacing through the linked list for that symbol. Thus, the storage used (over and above the conventional treatment) is trivial. The assembler is truly designed for the on-line environment, not merely adapted from tradition. Several sections of the paper are an excellent refresher on symbolic coding.

Unfortunately, the author loses some perspective in the last half of the paper. The first half is very readable (to an old coder, of course) and quite interesting. The second half moves too rapidly. He treats the debugger (a control program which facilitates symbolic interrogation and patching) and the symbolic editor all too quickly. Given the creativity demonstrated in the first half, the second half could easily have been twice as long. Alas, such additional material, together with its careful development, is unsuitable for verbal discourse and should not punctuate the discussion session.

On the other hand, three topics for discussion seem to cry out. The techniques shown seem to be inextricably married to the SDS 930. The assembler makes use of the inviolate divisions in the 930 instruction format for its simplicity. In turn, the resultant assembler is fast and compact. This allows it to be used as a loader. It would be interesting to know if the techniques used are generalizable to machines architecturally more complex than the 930.

Another topic that goes begging is the handling of buffered I/O. Given a machine that has independent I/O channels, so that simultaneous operation is possible (and mandatory for the class of application he is pursuing), how does symbolic load, modification, and edit affect the channel program? Traditionally, the channel program must be independent, have links to the main program for initiation, completion, and error notification, and in this case **MUST BE STORING DATA INTO A MAPPED MEMORY THAT MAY BE CHANGED AT ANY MOMENT.**

Finally, it would be interesting to hear why author Lampson has second thoughts about a relocatable output

form from his assembler. Some of our modern software systems offer only relocatable load form: the efficiency of binary absolute is forever lost in favor of a more flexible load form. In the first portion of the paper, the author depends heavily on the fact that the programmer is facile in symbolic, octal, the idiosyncracies of the hardware, and has almost total recall. Even though these programmers are in short supply, the additional burden of relocatable is too much to bear. The techniques explained seem to require highly trained programmers and absolute locations.

The sessions in the offing are approached with great eagerness and some trepidation. We're eager to be freed of the dull talks by pedantic programmers who must speak to justify the trip. Eager to be freed of the dull droning layreader who writes well (enough to get past the program committee) but has no audience contact. Eager to be rid of the slides which show so much detail that the screen appears shimmering white and must be studied minutely before the fine points have meaning. Eager to learn from others as painlessly as possible.

Trepidation stems from a certain knowledge that the speakers will not consistently define terms and insist that the audience adopt their definitions or keep quiet. We're certain that the usual bores will monopolize the floor microphones with a rate of information delivery that is within an epsilon of zero. Certain that most of the audience will neglect to read the papers in advance, or barring that, will shamefully compose a question after they have gained the mike. Certain that some of the lesser known, but bright professionals, will get cold feet before they capture the mike even though they have written their well thought-out question in advance.

The prospects for a stimulating session are all present. Y'all come.

—R. L. PATRICK

CPFF or FP

DESIGNING/PROGRAMMING/DOCUMENTATION/CHECK OUT

MESA FORTRAN COMPILERS



MESA SCIENTIFIC CORPORATION

A subsidiary of Planning Research Corporation

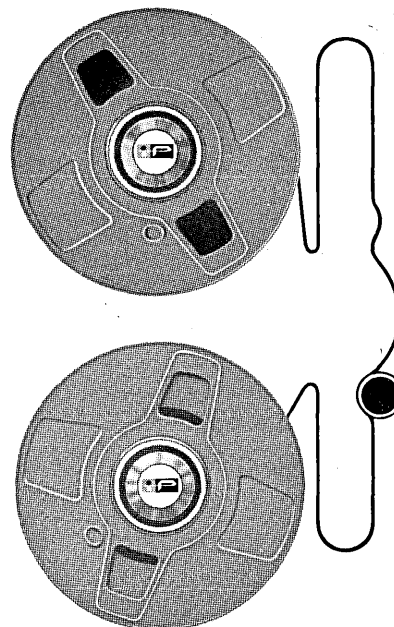

University Plaza, 4500 Campus Dr., Newport Beach, Calif. 92660

CIRCLE 43 ON READER CARD

WHICH TRANSPORT CHARACTERISTICS

Speed? Density? Cost?

POTTER has a Transport.



SINGLE CAPSTAN PERFORMANCE AT MEDIUM SPEED is now available in one of Potter's newest units, the SC-1060, which offers bidirectional tape speed to 120 ips at 800 bytes/in. This model is operable at 7- or 9-channels (IBM or ASCII) and offers a rewind time of less than 75 seconds for 2400 feet of tape. The single capstan design of this transport provides an optimum tape path in which the oxide surface of the tape contacts nothing but the head, and that only during actual read/write operation. The tape does not contact the read/write head during rewind. The SC-1060 uses no air bearings, thus eliminating tape motion during standby.

MILITARY RUGGEDNESS PLUS SINGLE CAPSTAN HIGH-SPEED OPERATION make Potter's SC-1150M the industry's most advanced transport. Able to withstand 50 g's shock, it runs at 150 ips, 800 bytes/in., and in 7- or 9-channel format. Loading is fully automatic with IBM type reels and the unique tape drive design is the last word in operational simplicity. In the SC-1150M, the tape path design allows the oxide surface of the tape to touch nothing but the read/write head which retracts during rewind.

This transport design is especially suited to the demands of military environments such as trailer-mounted and ship-board systems. It has frontal access to all components, a self-contained, filtered air cooling system, and can be operated under local or remote command.

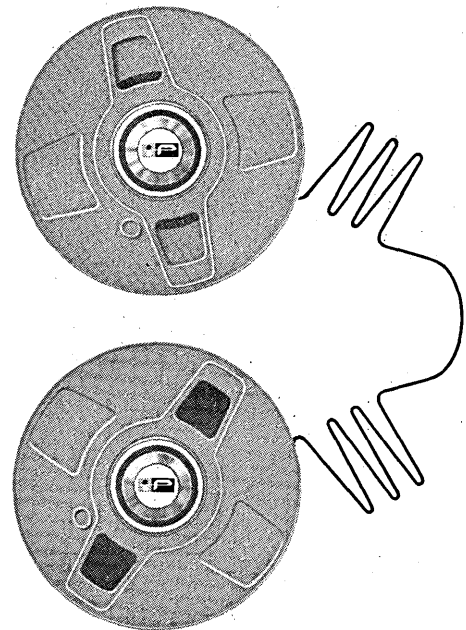
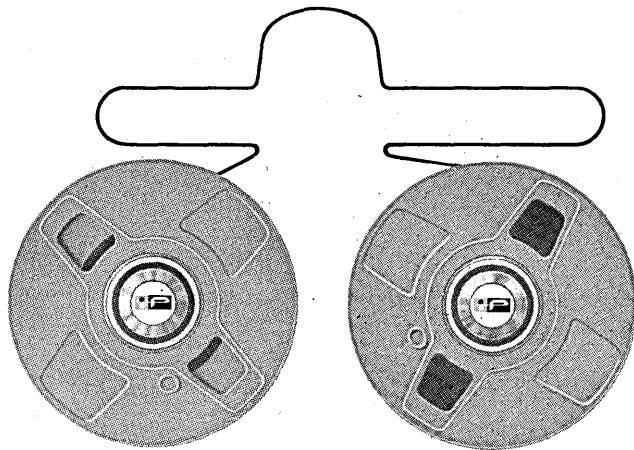
INCREMENTAL TRANSPORTS designed by Potter especially for computer application provide one-character-at-a-time reading and writing. These steppers feature completely asynchronous operation to 300 characters per second in IBM-compatible formats, 200 and 556 bpi. The MT-SR (read/write) and MT-SW (write only) incremental transports have maximum spare parts interchangeability with the MT-24, -36, and -75 Potter transports.

The industry's

ARE MOST IMPORTANT TO YOU?

Space? Flexibility?

with the right combination



LOW COST AND HIGH PERFORMANCE are outstanding features of Potter's MT-24, MT-36 and MT-75 vacuum column transports. The three units share a common logistics program having interchangeability of most parts and identical maintenance, training and operating requirements.

These units offer densities to 800 bytes/in. and transfer rates to 60 kc. The MT-24 operates from 1 to 36 ips, the MT-36 to 50 ips, and the MT-75 to 75 ips. The series is specially suited for medium-sized computer installations with mass storage and sequential access requirements.

MAXIMUM PERFORMANCE IN MINIMUM SIZE—with Potter's MT-120 tension arm transport which occupies only 24½ inches of rack space. Enlarged vacuum buffers accommodate more tape and give smooth, rapid response. The MT-120 offers speeds from 75 to 150 ips, 800 bytes/in. packing density and data transfer to 120 kc. Other features include pushbutton loading and solid-state control circuits.

The companion M906II-2 transport offers similar performance characteristics and handles standard tape widths from ½ to 1¼".

Write, call or wire for full details.


broadest line of digital tape transports



POTTER INSTRUMENT COMPANY, INC.

151 Sunnyside Blvd. • Plainview, N. Y. 11803 • 516 OV 1-3200 • TWX (516) 433-9320 • Cable-PICO

These Moore forms automate your input



MOORE FORMS FOR SPECIALIZED FUNCTIONS promote efficiency in sorting and reading. With the Moore Detacher-Sorter positive results are obtained.

MOORE FORMS FOR SPECIAL EQUIPMENT give optimum results, such as with this Moore Detacher-Sorter form using optical scanning.

DETACHER-SORTER

DUE DATE		BILLING FOR	AMOUNT DUE
YR. MO. DAY	MONTH		
63	10	31	

CUSTOMER NAME HERE

STREET

ADDITIONAL MISC. INFORMATION

ACCOUNT	TIME	CLASS	INDUSTRIAL
	X	RESIDENTIAL	X

SCANNING AREA 3/10" MINIMUM →

MUST BE KEPT CLEAR EXCEPT FOR SCANNING MARKS

Using source documents to automate input has put new speed into data processing operations—whether by MICR, OCR or punched cards. But for perfect results, extremely close manufacturing tolerances are a 'must.'

Moore forms are precision made to serve as accurate input media for data processing equipment. For uninterrupted performance, Moore Tab Card forms have the grain running the long way, offering maximum rigidity along card length with optimum dimensional stability.

Moore MICR printing meets exacting ABA specifications for accuracy in your reading-sorting operations. Moore's OCR forms achieve highest standards for optimum results on all optical scanning equipment.

Moore precision manufacture is the result of years of experience in forms construction. 32 modern plants have the most advanced equipment, skilled personnel, assuring precision forms that give you total value.

The Moore man is highly trained in automated equipment and forms that function best in any and all machines. He can help you get the most from your equipment. If you work with forms, we can show you how to make forms work for you.




MOORE BUSINESS FORMS, INC.


'The right business form for every form of business' • Niagara Falls, New York • Park Ridge, Illinois • Denton, Texas • Emeryville, Calif. • Over 500 offices and factories in North America

CIRCLE 45 ON READER CARD

See these products at the Moore Booth in the BUSINESS EQUIPMENT EXPOSITION, New York Coliseum, October 25-29





MOORE MICR ENCODING is precise, for accurate reading and sorting. This helps reduce rejects and errors in runs.



MOORE TAB CARD SETS with pre-punched data provide machinable source documents to automate bookkeeping, filing, and reference.

TWO-WIDE TAB CARDS increase printer efficiency; provide means for statement billing with return voucher used as direct input.

FOR PAGE READERS Moore forms help provide direct input and selective line reading by OCR scanners. Eliminates key punching and verifying.



One of a series briefly describing GM's research in depth

How do you measure the roughness of a smooth road?

Did you travel a rough road this morning? How rough? Specifically.

Chuck holes, broken pavement, and tilted slabs are obvious. But more subtle irregularities also cause vibrations and bouncing.

GM Research engineers measure and record these surface variations accurately at speeds up to 70 mph. Analysis of the recorded road profiles identifies disturbing frequencies with elevation changes as small as 20 thousandths of an inch. And these can be significant.

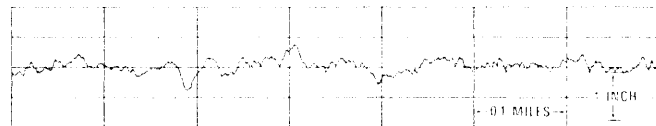
In good vehicle design, you keep a car's wheels on the ground. All the time. You help to do this by designing the car to eliminate critical resonant frequencies . . . by matching the car suspension to the road surface.

But first you have to find the typical road geometries. The GMR Road Profilometer pinpoints recurring bumps or dips and shows the detailed surface condition. Recordings are made in a panel truck traveling at highway speeds. Profile-measuring wheels trail underneath. The resulting information aids in designing smoother riding vehicles and building better highways.

In addition to aiding state highway departments, the Profilometer has also helped airport authorities quickly determine runway surface conditions and is being used to measure profiles of railroad rails. It can show irregularities having wavelengths up to 1,000 feet.

Research travels many roads . . . sometimes building the tools to gather information, analyze it, and suggest its uses. It all helps General Motors to find a better way.

General Motors Research Laboratories
Warren, Michigan



GM Research oscillograph trace of concrete highway profile.

**BOOK
REVIEW**

**Beyond Automation, by John Diebold,
McGraw-Hill, 1964.**

As stated on the attractive book jacket, the author attempts to give a "dramatic picture of automation's impact on society and, particularly, on business management . . . as derived from the public addresses . . ." In other words, the publisher and peripatetic author are getting a little more mileage out of public utterances made in Brussels, Paris, New York and the Congress of the United States, among others. Although not always specified, apparently the talks extend back at least to 1957 with some footnoting to bring the reader along to 1963.

I take no strong issue with Mr. Diebold's comments except in two particulars: first, he does not give the reader (listener?) any real perspective about the early history of automation and, secondly, he does not give us much detail to show the present vitality of the subject. On the other hand, he succeeds in his attempts to paint in a non-technical manner some really sweeping vistas of the breadth and impact of automation. For example, speaking before the American Association for the Advancement of Science, he states, "the artistic, reli-

gious, and moral, as well as the political and economic perspectives of man will be affected irreversibly by machines which, as I have already pointed out, must alter the individual's very concept of himself and his relationship to the universe." The book pretty much elaborates on this theme throughout, using a style and depth rather similar to the science section in one of our national weekly news magazines.

He mentions very briefly that automation "roots are far in the past . . . steering engines of ships, Watt's governor, Dutch windmills, Roman float control, Chinese chariot linkage systems" (I think this last reference is unusual enough to justify expansion), but he also states very early in the book, "Automation is a new concept—the idea of self-regulating systems—and a new set of principles." The phrase "new concept" is not very precise but presumably the author is thinking in terms of the last decade or so. I would remind the author that J. Clerk Maxwell did his usual elegant analysis on three kinds of governors just about a hundred years ago.¹ In-

dependently, a Russian engineer, J. Vshnegradskii, also recognized the importance of analytical control-theory with his publication in French in 1876.

As for the "vitality" criticism: Mr. Diebold and his management consulting firm associates have undoubtedly applied some of the generalities touched on in his book to specific cases, but the reader is told essentially only that automation is a great thing, that not too many people will be replaced by machines if the revolution is properly controlled, that it is really not so technical that only engineers and technicians can understand and use it and, finally, that benefits may accrue to even the small company using it. But nowhere does Mr. Diebold give us even one detailed case history; what is happening at duPont, Standard Oil, U.S. Steel, General Motors, A.T.&T., ad infinitum where automation to one degree or another is and has been applied for years? Even one chapter with a well-treated example would have raised the level of the book to more than the pleasant little soporific that it regrettably is; surely his company has these data available.

One might argue that most of his contracts develop proprietary information which customers do not want

¹Proceedings of the Royal Society of London, Vol. 16, No. 1868, pp. 270-283.

*This is not an offering of these shares for sale, or an offer to buy,
or a solicitation of an offer to buy, any of such shares.
The offering is made only by the Prospectus.*

250,000 Shares
University Computing Company
Common Stock
(no par value)

Price \$4.50 per Share

Copies of the Prospectus may be obtained from such of the undersigned as are registered or licensed dealers or brokers in securities in this State.

A. G. Edwards & Sons


Boettcher and Company **Piper, Jaffray & Hopwood**
Rauscher Pierce & Co., Inc.

B. C. Christopher & Co. **Dallas Rupe & Son, Inc.**
Doolittle & Co. **Schneider, Bernet & Hickman, Inc.**

September 9, 1965

Now file at random

Electrofile, with Microfiche and aperture cards, completely automates filing of microfilm records. File 100 cards as fast as one. No sorting and filing by alphabetical or numerical sequence. Cuts filing and locating costs, makes misfiling impossible.



Select instantly

Touch Electrofile keys. Up pops any desired record or like group of records—no matter where filed. Makes finding fast and sure. Send coupon today for complete information.

ACME VISIBLE

In Canada, contact Acme Seeley Business Systems, Ltd.

Acme Visible Records, Inc.
7510 West Allview Drive, Crozet, Va. 22932

Please show us how Electrofile can pay for itself over and over in our microfilm and our other frequent reference record filing. Here's my name, title, company, address:

CIRCLE 48 ON READER CARD

BOOK REVIEW

yammered about outside their board rooms. Then he could tell us about agencies whose inner workings are public knowledge and which sometimes go to considerable trouble to so inform us. The U.S. Post Office is one specific example where the development of machines to perform automatic mail sorting is well under way, and I would think they would welcome a survey in depth as to the economies brought about through automation. A second example is the use of computers and control for some of the newer steam-electric power stations, TVA for example. Generally speaking, electric utilities, both public and private, regularly and meticulously compute their cost of operation on a standard basis showing the effects of change to the plant operation.

The book should be of some interest to newcomers to the field, about as useful as an article in one of the better news magazines. Even for this purpose, however, the reader should be warned of excessive repetition.

As a final thought, if I were a manager of the McGraw-Hill Book Company and had to charge \$7.50 for 220 pages of mostly dated and reprinted material, I would immediately convert my printing operation over to one employing automatic type font generation, hyphenation and justification.

JOHN ALRICH

DATAMATRON

Gung ho, automation!
And dinner gets cold
While daddy's debugging
And mommie grows old

Alone with our offspring
And memories proficient
Of times when by-hand
Was considered sufficient.

I too have a memory
With stored information
On years of togetherness
Pre-automation.


A girl from the office,
I'd know how to fight
But that's not where daddy
Is spending the night.

I've lost and I know it.
He thinks that it's fun.
Hey, how do you poison
A 1401?


— LOU ELLEN DAVIS

why pay too much for computer tape handling?

Investigate these lower-cost, super-reliable IBM interchangeable.




Datamec D 2030 Tape Unit
Interchangeable with IBM 7330



Datamec D 3029 Tape Unit
Interchangeable with IBM
729-II and 729-V

Write Tom Tracy at Datamec, 345 Middlefield Road, Mountain View, California 94041.

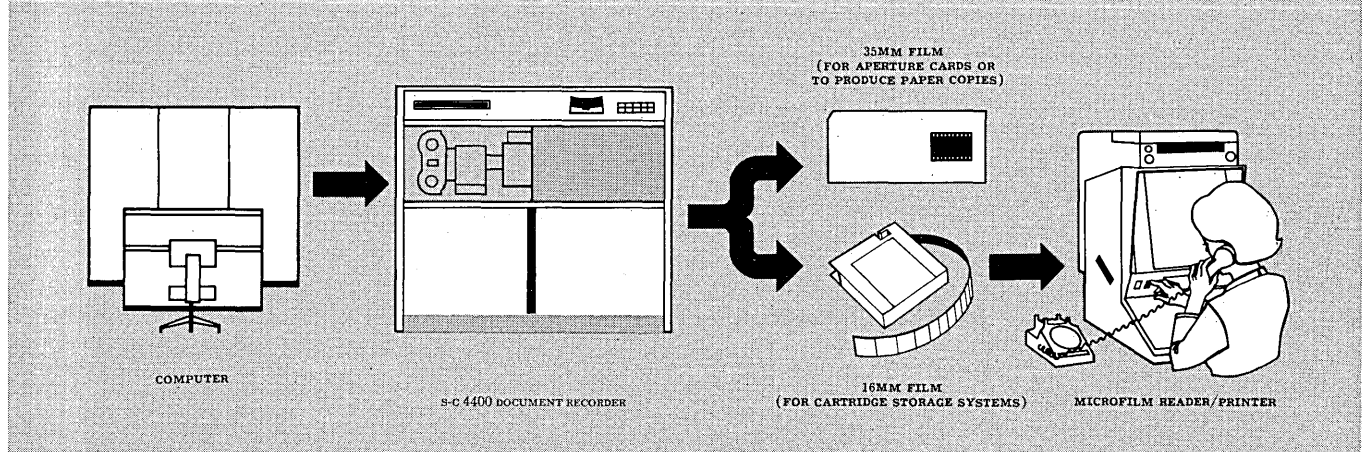


DATAMEC
A DIVISION OF HEWLETT-PACKARD
leadership in low-cost/high reliability
digital magnetic tape handling

CIRCLE 49 ON READER CARD
DATAMATION

The S-C 4400 Document Recorder

Speeds record retrieval, saves costly steps by instantly coding and recording computer output directly on microfilm



For the organization that handles large volumes of computer-generated records which must be available for fast retrieval, the new S-C 4400 can greatly increase the efficiency of the storage and retrieval system. The S-C 4400 records computer information on microfilm, which not only occupies less storage space, but also lends itself readily to modern high-speed retrieval of data. It is pos-



sible, for example, to locate one page out of a million and display it for viewing in only 15 seconds, using these systems.

Eliminates Costly Steps: The S-C 4400 simplifies data processing by taking information from a computer and recording it directly on 16mm film for cartridge stor-


age systems or 35mm film for aperture cards. The high-speed recorder eliminates costly steps in the process of converting computer data into microfilm. 1. By operating on-line with the computer, there is no need to produce magnetic tape. However, the S-C 4400 can operate from computer-generated tape if desired. 2. The need for a paper printer is eliminated, since selected pages can be produced on paper from the microfilm when required. 3. The tasks of manually handling paper and magnetic tapes are also eliminated. 4. In addition, the job of micro-filming and coding the output is accomplished automatically by the S-C 4400.

High Speed: Operating at printing speeds of 62,500 characters per second, the S-C 4400 electronically translates digital computer codes into ordinary language and records it on film at a rate of 50,000 pages per shift. Visual indexing codes compatible with most semi-automatic and automatic storage and retrieval systems are imprinted on the film automatically by the printer. A forms slide projector is available to superimpose the image of business forms over the film frames under computer program control.

Insurance companies, financial institutions, utilities, government agencies and other organizations which store large volumes of computer-generated data are able to retrieve information almost instantly when an S-C 4400 records the data directly on film. For further information on the S-C 4400, write Stromberg-Carlson, Data Products, Dept. F-45, P.O. Box 2449, San Diego, California 92112.

STROMBERG-CARLSON
CORPORATION
DATA PRODUCTS-SAN DIEGO

10 cps
250 cps
5100 cps
62,500 cps



No problem

Bell System data communications services can move your business data at a wide range of speeds; speeds that are compatible with your data processing equipment.

Transmission can be over regular or private-line telephone circuits, across town or nation, by day or by night.

Data communications services can add new scope and usefulness to your present EDP system, or to one you may be planning.

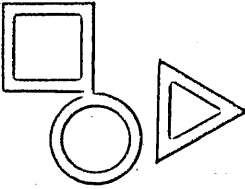
Discuss it with one of our Communications Consultants. He's a trained specialist in data communications. Just call your Bell Telephone Business Office and ask for his services.



Bell System

American Telephone and Telegraph
and Associated Companies

CIRCLE 51 ON READER CARD



WORLD REPORT

THE MONTH FOR U.K. SHAKE-UPS

To herald the onset of fall, Britain's computer industry ended the month with its biggest shake-up ever. In six days, starting September 18, IBM-United Kingdom's managing director Thomas C. Hudson resigned; ICT rowed in its new baby processor to complete the small end of the 1900 series: English Electric-Leo-Marconi finally unleashed System 4; and ICT revealed an unexpected management overhaul, the resignation of chairman Sir Edward Playfair.

LOW END ADDED TO POPULAR 1900'S

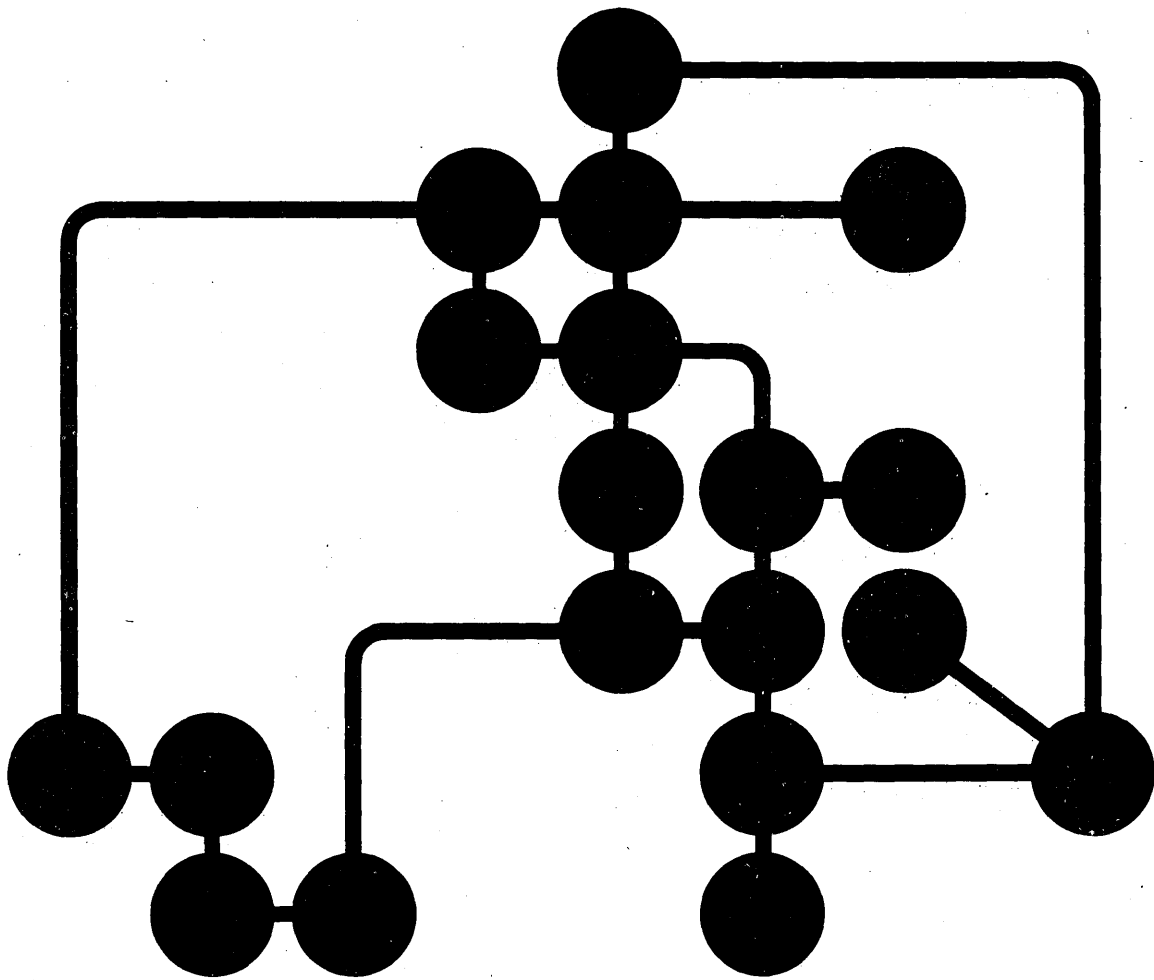
Not unexpected from ICT was the 1901, at a basic price of \$60K. But main selling points are a new magnetic tape file, and the Nicol programming system. The ICT Cassette tape handler provides a magnetic file dp system for \$120,000. One handler holds four Cassettes, each with a continuous loop of one-inch tape on which to store a total of 3.5 million characters. Data transfer rate is 10,000 cps. A 1901 processor deals with each Cassette as an independent unit to yield the equivalent of a four-tape configuration. Programming system Nicol is a 12-verb language corresponding closely in structure and terminology to tabulator concepts. With four days' training, ICT claims, a tab man can become proficient in Nicol. With this in mind, they hope to skip interim stages offered by 1004's or model 20's.

Compatible with its series, the 1901 uses 24 bits; four, eight or 16K of 6-usec store; Cobol and Fortran for larger configurations; and add-subtract time of 34 usec. Before the 1901, sales figures for the series stood at 250 machines with the first six delivered. Target is to double this figure by early next year.


THE EELM SYSTEM 4: A SPECTRA SIBLING

"A higher degree of compatibility than ever before" is how one EE-Leo man described System 4. A very close cousin to Spectra 70 — swapping of technical dope between RCA and EELM has been rapid in the past few months — it comprises four processors, all integrated circuits. The biggest (System 4-70) is a carbon copy of its RCA counterpart. Hence, order codes are set for the series. The other machines incorporate additional registers to boost throughput. Smallest machine, model 10, has a 1.5 usec store. An 8K configuration with exchangeable disc costs \$180,000. The two middle machines, numbered 35 and 50, and the 10 are to be constructed in an integrated circuit technique devised by the Marconi Co. for its military machine, Myriad. Among the features: program compatibility with Spectra 70 and System/360; nine-channel tape; acceptance of ISO seven-bit codes for paper tape operation. On the model 50, optional microprogram hardware is on offer for emulating IBM's 1401 and 1410, ICT's 1500 and Bull's Gamma 30 (European labels for RCA's 301), RCA's 501 and EELM's own

(Continued on page 136)



Your intra-company communications.



Your intra-company communications with a Univac Total Management Information System.


No detours, no delays, no mistakes. Information is provided with a speed in keeping with the urgency of any situation. A channel of communication from the information-source directly to the man who requested it. Up-dated to the minute and custom-edited.

There are three distinct Total Management Information Systems graded for businesses of varying size and complexity and known collectively as The Univac® Modular 490 Real-Time Systems.

For information about them, get in touch with the **Univac Division of Sperry Rand Corporation.**

CIRCLE 52 ON READER CARD

**think you'll
get anything
done
tomorrow?**



What are you really going to accomplish. For your country. For your profession. Or yourself. Enough? Or would you like to do more?

Then consider a career at MITRE. You may not set the world on fire. But you'll have a sense of satisfaction at the end of the day.

MITRE's work is on the frontier of large-scale systems design.

We design and engineer information, sensor, command, control, and communications systems, and develop new techniques which contribute to the

COMMUNICATIONS — We need people who can help conceive new communications systems, recommend development programs to achieve these, and analyze special communications requirements generated by new systems concepts. Work areas include systems planning, analysis, simulation and design for command and control systems, missile and space systems and test range and weapons support systems, engineering of communication networks, range instrumentation, tactical air control, and survivable communications.

NATIONAL AIRSPACE SYSTEM — We need people in MITRE's Washington, D. C. office to provide system engineering assistance to the Federal Aviation Agency for its new air traffic control system. MITRE's increasing responsibilities include broad level system design, computer program operational specification, equipment specification, configuration management, system integration, and system test planning. Experienced staff additions are needed in all areas.

NATIONAL MILITARY COMMAND SYSTEM — We need people for systems analysis and feasibility studies, communications systems analysis, systems design, integration and design verification of the NMCS. This "capping system" contains all the facilities, equipment, doctrine, procedures, and communications needed by national command authorities to give them strategic direction of the armed forces. MITRE's main concern is with the

advancement of the general technology.

The challenge is to mate present and predictable technology to the nation's future electronic systems. Work covers a broad spectrum of problems and the technologies needed to solve them. And associates include the military and technical people who are leaders in the conception, design, engineering and acquisition of many of the nation's most important electronic systems.

Check the openings below, and if you qualify, join us in this important work.

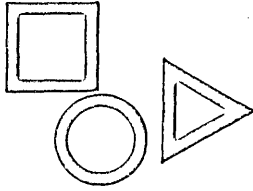
technical design and integration aspects of the NMCS and the communications between NMCS and various other command systems, including the World-Wide Military Command and Control System — a group of systems operated by the unified and specified commands.

TELEMETRY — Engineers are needed to work with telemetry and instrumentation. Particular work areas include telemetry standards, systems, and techniques for both airborne and ground applications. Experience should include design or analysis of telemetry systems as well as modulation theory, RF techniques and receiving and transmitting antenna systems.

RANGE DATA TRANSMISSION — Engineers are needed to work on range data transmission. Particular work areas include digital data transmission systems analysis and testing. Experience with switching systems, modulation and information theory, and coding is desired.

If you have three or more years' experience and a degree, preferably advanced, in electronics, mathematics or physics, contact us. Write in confidence to Vice President — Technical Operations, The MITRE Corporation, Box 208AU, Bedford, Mass. **MITRE CORPORATION**
An Equal Opportunity Employer

Pioneer in the design and development of command and control systems, MITRE was chartered in 1958 to serve only the United States Government. An independent nonprofit corporation, MITRE is technical advisor and systems engineer for the Electronic Systems Division of the Air Force Systems Command, and also serves the Department of Defense and the Federal Aviation Agency.



THE DATAMART

Address all replies to box number advertisements as follows:
 Box.....
 DATAMATION
 F. D. Thompson Publications, Inc.
 141 East 44th St.
 New York, N. Y. 10017
 Classified Advertising

PROFESSIONAL SERVICES

charles w.
adams associates
 inc.
*Computer Programming and Consulting Services
 Specializing in On-line Real-time Systems*
 575 TECHNOLOGY SQUARE • CAMBRIDGE • MASSACHUSETTS 02139

ROBERT L. PATRICK
 COMPUTER SPECIALIST
 9935 DONNA 213-349-2225
 NORTHBRIDGE, CALIFORNIA

JUSTIN A. PERLMAN
 PRESIDENT
 THE LAMELLAR CORPORATION OF AMERICA
 1011 SWARTHMORE AVENUE
 PACIFIC PALISADES, CALIFORNIA 90278
 TELEPHONE (213) 484-7244

B. GINSBERG & Co.
 BUYERS OF SCRAP TAB CARDS
 88 E. CANTON STREET
 BOSTON 18, MASS.
 HANCOCK 8-5688
 JERRY GINSBERG

BUSINESS OPPORTUNITIES

EDP EQUIPMENT LEASING. Business man will invest funds into six figures and participate actively in leasing of computer or EAM equipment. Associate experienced in sales or servicing sought. Inquire Box No. 10-3.

NEW EQUIPMENT

We have available MAGNETIC LEDGER CARDS for IBM 6400 systems. Any size available from stock. K Service, 95D High Street, Newark, N.J. 07104 Area code 201 623-8911.

USED EQUIPMENT

COMPUTER

For sale at sacrifice price for immed. disposal. U.S. Govt. surplus UNIVAC 1101, with \$1,000,000.00 original cost. For full particulars write DAT, P. O. Box 43, Detroit, Mich. 48221.

POSITIONS WANTED

SENIOR SYSTEMS ANALYST-PROGRAMMER, 15 years varied commercial and Real Time experience in USA and overseas. Desires foreign career position. Reply Box 10-1.

HELP WANTED—educational institutions

SYSTEM ANALYST AND PROGRAMMER: Position available for research and development of computer based, multiple station, instructional system. Activity includes system specification, development of executive systems for multiprogrammed operations, interpreters, and compilers. Interaction with educational psychologist will be necessary for system definition.

Applicant should have knowledge of compiler techniques and be generally familiar with programming languages and computer operation.

Contact Karl Johnston, Personnel Office, University of Pittsburgh, Pittsburgh, Penna. 15213.

USED EQUIPMENT

TWO IBM COMPUTER SYSTEMS, due to expansion 7070 tape oriented SK—using leased arithmetic control and tape drives—Installed July, 1962. 1401 tape oriented 4K—using leased tape drives—Installed December 1961. Both systems under continuous IBM maintenance. Available on or about July 1, 1967. Box 10-2.

650 CARD SYSTEMS FOR SALE—Have been under IBM service contract. Priced below market. Full specifications available on request. Contact: Doug Finn, 112 East Washington St., Bloomington, Illinois 61701.

HIGH PRICES PAID FOR USED I.B.M. DATA PROCESSING MACHINES: Sorters, verifiers, collators, computers, tape drives, key punches, reproducers, interpreters, accounting machines. Advise exact model and serial numbers and we will quote prices by return mail. Phone: 212-ORegion 9-6535. L. A. PEARL CO., 801 SECOND AVENUE, NEW YORK, N.Y. 10017.

FOR SALE IBM 7094. Main frame, thirty two K memory, console, two data channels. Multiple IBM 1401's available also. Inquire box 10-4.

We will buy your IBM Data Processing Equip. outright. Or sell, rent or lease IBM Data Processing Equipment to you with full IBM maintenance contract. (Global Tab. Equip. Corp., a subsidiary of International Type-writer Exchange, 1229 W. Washington Blvd., Chicago, Ill. 60607, SE 3-1200.)

POSITIONS WANTED

COMPUTER CONSULTANT: Synthesis and analysis, special purpose to large scale; for research, studies, proposals, development. Qualifications: 8 years industrial experience including management of data processing and design groups. Ph.D. in Math. and E.E. Inquire Box 10-5.

DATAMATION

Classified Advertising

The classified section is open for the following advertising categories: Used equipment; positions wanted; help wanted, educational institutions; maintenance services; professional cards; hobby products; business opportunities and educational courses. Rates are based on total number of insertions used within each contract year.

Minimum for all advertising—1 column inch. Exception—for Situations Wanted we will accept 1/2 inch column. See rates below. Maximum vertical space—4 column inches*. Maximum horizontal 2 column inches deep. Larger units are billed at display rates. Rates for advertising (classified only).

	1X	6X	12X
1 column Inch ..	40.00	37.00	34.00
* 1 column inch is defined as 1 column wide by 3/4" deep.			

Classified rate cannot be earned in combination with display advertising.

Rates for Situation Wanted—payable in advance.

For Situations Wanted only:

	1X	3X
1/2 inch column (4 lines of type) ..	20.00	18.00
Plus \$2.00 for box number. Box number counts 1 line. Situations wanted accepted from individuals only.		

Mechanical requirements:

1 column inch	2-3/16"
1/2 inch column	2-3/16"
Depth	
3/4" (1 column width 2-3/16")	
3/8" (2 column width 4-9/16")	

Issuance and closing dates: Issued 15th of month. All copy must be in New York, N. Y., by 10th of preceding month. All copy subject to publisher's approval.

For further information please contact: DATAMATION Magazine, Classified Advertising Dept., 141 East 44th Street New York, N. Y. 10017—212-MU 7-5180.

An extra 8 bits adds a lot to a Digital Computer



When choosing between the EAI 8400 32-bit-word-length-computer and a 24-bit machine, consider the value of its 8 premium bits. They make a powerful difference. In the data format those 8 extra bits effectively double working core storage by providing enough precision in one memory location to store a full floating-point-word or two fixed-point-words.

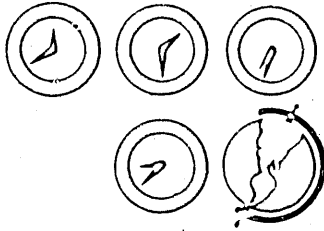


In the instruction format, one extra bit in the address field doubles the amount of directly addressable core storage to provide up to 64K for the really big problem. The 7 remaining extra bits provide control over 7 index registers, immediate addressing, indirect addressing, integer arithmetic, byte manipulation and many other powerful command directives and modifiers.

EAI's 15 years of leadership in the field of simulation convince us that space and industrial simulation laboratories need this large scale power to solve today's increasingly complex problems. Even if you're not in the field of simulation this extra capability could be what you are missing. Write for more details about this new digital computer, the EAI 8400 Scientific Computing System.

EAI[®] ELECTRONIC ASSOCIATES, INC., West Long Branch, New Jersey

CIRCLE 54 ON READER CARD



NEWS BRIEFS

BIOMED RESEARCHERS REPORT INTERIM PROGRESS

A program for simulation of the human lung has been developed by Columbia Univ. Dept. of Medicine and IBM Advanced Systems Development Div. The mathematical model, built around the concept of three compartments with different ratios of air flow to blood flow, will be used primarily to predict a patient's reaction to different gas mixtures used in lung therapy. It will also be used as a teaching tool in medical schools. The program has been written in FORTRAN II for use on a 1620 and 7090.

Elsewhere in biomedical research, Philco Corp. reported recently on its Myocoder-computer study of human movement patterns, to a meeting of the American Academy of Physical Medicine and Rehabilitation. The study, intended to produce matrices for aid in design of control circuitry for artificial limbs, has led to production of an experimental model which will be clinically evaluated in a joint program with Temple Univ. and Moss Rehabilitation Hospital. The Philco-developed Myocoder measures energy, torque, and tension of muscle motion and digitizes the information for pattern analysis by a program, MULTINORM, on the Philco 2000 computer.

Case Institute of Technology has bought a DDP-116 to study actual computer control of remote manipulators and artificial or disabled human limbs. The study is a continuation and extension of the work Case has been doing with computer-controlled arm aids. NASA and the Department of Health, Education, and Welfare are supporting the study.

NEW PROGRAM TRANSLATOR REPORTEDLY 100% AUTOMATIC

The development of a fully-automatic program translator has been announced by Celestron Associates Inc., Valhalla, N.Y. The X-ACT system (automatic code translation for any, X, computer) is said to accept machine-language programs for any computer and translate them to machine-language codes for any other. Required are the binary source program with its loader and

a description of the external data to be processed by the program; generated by the translator are a binary target program and a flowchart of the original program.

According to the firm, two X-ACT systems have been developed. One involves two medium-scale computers, and the other is a 7090-to-1604 system. The latter was developed under an Air Force contract.

Unlike past attempts, X-ACT is said to operate on sequences of instructions. In its four major steps, it (1) acquires the source program; (2) detects all (including hidden) instructions, discovers relationships, and generates a memory map; (3) isolates instruction sequences based on information from step 2, and outputs a meta-language to be implemented

by a meta-compiler, which (4) takes the symbolic description of the program and generates the target codes. Steps one through three are reportedly target-machine-independent.

TEACHERS STUDY COMPUTERS AT LOUISIANA CONFERENCE

Teachers and administrators from colleges in 23 states, Canada, and South America gathered at the Univ. of Southwestern Louisiana for a three-week conference. Under a grant from the National Science Foundation, the conference had the dual goals of familiarizing the visitors with computer use and helping small colleges establish their own computing facilities.

The attendees were exposed to lec-

FINAL PLANNING FOR FJCC: PREPRINTS NOW AVAILABLE


Plans for the AFIPS Fall Joint Computer Conference in Las Vegas, Nov. 30 through Dec. 2, now call for five discuss-only sessions, three in hardware and two in software. The titles and chairmen are:

- High Speed Read-Only Memories, J. Reese Brown, Jr.
- Time-Shared Computer Systems: Software/Hardware Considerations, J. B. Dennis
- On-Line Interactive Software Systems, D. G. Bobrow
- Scratchpad Memories, Gordon S. Mitchell


Memories for Future Computers, D. Meier

Preprints of the papers to be discussed at all of these sessions are now available for \$5. The payment will be credited toward the conference registration fee on presentation of the receipt at the registration desk in the Las Vegas Convention Center when the conference opens. Checks should be made payable to AFIPS and sent to:


E. S. Gordon, Chairman, FJCC Registration Committee, System Development Corp., 2400 Colorado Ave., Santa Monica, Calif.




The performance of PRINTED MOTORS begins where ordinary motors leave off!




Precision Printed Motors—high performance printed armature servo motors in 10 standard sizes.



New Low Cost "U" Series — 4 models of printed armature motors at greatly reduced prices.



The Incredyne—cylindrical armature motor with the fastest possible speed of response.



Minertia Motors—low inertia, slotless armature-dc motors in sizes up to 200 h.p.

Are you designing tomorrow's electromechanical systems with horse and buggy motors?

Maybe you're not aware of the recent revolution in the design of high performance actuators that has made the problems and limitations of traditional motors obsolete and unnecessary. Unique advantages offered by PMI's complete line of precision and industrial servo motors include:

- Low inertia/high torque capability armatures give exceptionally fast speed of response.
- Wide speed ranges, typically 0 to 3000 rpm.
- Smooth, cogging-free torque, even at very low speeds; allows direct coupling of the motor to the load.

- Linear speed/torque characteristics, from no load to stall.
- Low mechanical and electrical time constants; armature inductance less than 100 microhenries.
- Low voltage/high current operation; allows simple, solid state control.

For information on any or all of PMI's high performance actuators, call or write: Printed Motors, Inc., Glen Cove, New York, (516) OR 6-8000.



PRINTED MOTORS, INC.

GLEN COVE, NEW YORK

Engineering, Manufacturing and Sales by:

Photocircuits CORPORATION

NEWS BRIEFS ...

tures, seminars, and laboratory sessions that included programming, statistics, and numerical analysis. They had the use of an IBM 1620 and a PDP-8. In addition, a terminal was available for time-sharing a PDP-6 at the Maynard, Mass., headquarters of Digital Equipment Corp.

To prepare participants for the hazards to be expected in establishing their own computer centers, a panel of center directors presented their experiences in generating faculty participation and designing suitable courses. The conference was directed by Dr. James R. Oliver, dean of the USL graduate school.

EIGHTEEN BANKS TO SHARE BURROUGHS 300 SYSTEM

A Boston corporation, equipped with a disc Burroughs 300, has been set up to provide on-line data processing services for a group of Massachusetts banks.

Bankers Data Processing, Inc., now has seven banks with 19 offices signed up, expects to handle 18 savings and cooperative banks with 44 separate offices. The central 300 is tied to teller window posting machines by telephone lines and will eventually process mortgage and savings records for some 500,000 customers.

SIGPLAN DEVELOPS BUSINESS DECISION TABLE PACKAGE

To encourage use of decision tables in business data processing, the ACM's Special Interest Group for Programming Languages is offering a preprocessor to convert the DETAB/65 decision table language into COBOL. The programming system was developed by Working Group 2 of the Los Angeles chapter's SIGPLAN, with contributors from both manufacturers and users.

Written in required COBOL 61, the preprocessor converts limited-entry decision tables, incorporated by the user into his COBOL program, into the required form. It has been designed for use with any computer with a COBOL 65 compiler; so far it has been used successfully by Control Data 1604-A, 3400, and 3600 computers and by the IBM 7040, 7044, 7090, and 7094.


The package includes the preprocessor on cards, documentation, an abstract, DETAB/65 language description, an annotated bibliography on decision tables, a test problem, an algo-

October 1965

DIGITAL DATA SYSTEMS




Scanning and Direct, Digital Readout & Print
Accurate to...
0.1%



Functioning with laboratory accuracy, the scanning, monitoring and printing by the BH103 Digital Data System of any physical condition (temperature, pressure, flow, r.p.m., etc.) presents exact knowledge of essential processes... immediately visual and recorded.


Each Scanner (right) encompasses up to 100 points, with selective inputs. Warning and control signals can be set in the Indicator-Printer (left) for automatic process control. Highly versatile through modular assembly, the BH103 will fit your needs and result in substantial cost-and-time-saving.

Here shown is the BH-103 Digital Data System with adjustable high/low limits on the Scanner (right) enabling the recording of conditions outside the selected limits. Thus unneeded information is not recorded, with data volume minimized and system life lengthened.



This System combines two Indicator-Printers to present information on a number of parameters. Units and/or modules can be joined to produce various desired informational data logging systems.

Ruggedness, accuracy and simplicity of Howell digital equipment are now amenable and basic to permanent or portable data logging applications.



Write, wire or phone for complete information.

CIRCLE 56 ON READER CARD


The BH103 is made by the makers of the AUTOTEMP®, AUTOTAK®, MILLI-V-METER®, JETCAL® and AERO-JETCAL®... highest accuracy (0.1%) instrument and test systems.

HOWELL INSTRUMENTS, INC.

3479 West Vickery Blvd. • Fort Worth 7, Texas

Phone: 817-336-7411

SALES-ENGINEERING OFFICES: Atlanta-404-436-1514; Chicago-312-354-6050; Los Angeles-213-636-8970; New York-516-561-9220. REPRESENTATIVES: Carter, McCormick & Peirce, Inc.—Detroit, Cleveland, Dayton; R. R. Chase & Associates—Seattle; Engineering Products Associates—St. Paul; Gay Engineering & Sales Co.—Houston, Dallas; MacGuire Instruments Co.—Mathews, N. C.; STEPCO—Scottsdale, Arizona, Denver, Albuquerque, El Paso, Salt Lake City; TPI (Tools Processes Instruments)—Endicott, New York; ENGLAND—Bryans Limited, Licensee, Mitcham, Surrey; AUSTRALIA—Armstrong Aviation, Mascot, N.S.W.; CANADA—George Keik Limited, Don Mills, Ontario; JAPAN—C. Itoh & Co. (America), Inc., New York.



computer careers

Should you base your career on just one interview? Make your choice from among several career positions!

EUROPEAN and NATIONWIDE CHOICE

N.Y., N.J., NEW ENGLAND, WASHINGTON, D.C., PHILA., MINNESOTA, TEXAS, HUNTSVILLE, FLORIDA, ARIZONA, CALIFORNIA AND OTHERS

Contact us if you have some experience or interest in any of the following:

Scientific Computation — Data Reduction or Numerical Analysis—Unusual Outerspace/Lunar and Advanced Programs

Software Development — Languages, Compilers, Assemblers, Monitors or Sub-Routines

Real Time Systems — Message, On Line, Process Control

Systems — Planning, Design, Analysis of State of the Art Massive Data Handling of I.R. Systems

Technical Representatives — Programming and Systems support to Sales

Digital or Logical Design

Management Sciences

Sales and Marketing

Unique opportunities exist in the \$9000-25,000 class for Managers & Seniors and Men who can accept management responsibility and professional growth

Special Assignments
MESSAGE SWITCHING
REAL TIME
Managers & Seniors
United States & Overseas
to \$21,000

All expenses are assumed by our client companies.

Write in confidence, including present salary, acceptable locations or call (Collect) Mr. Nellissen (Area Code 212) PLaza 9-1720

a&n

ALBERT. NELLISSEN, INC.

*Leading Consultants to Management
in the Data Processing Field*

510 MADISON AVENUE, N.Y., N.Y. 10022

CIRCLE 91 ON READER CARD

NEWS BRIEFS . . .

rithm description, user's manual and maintenance manual. It can be ordered without cost from: Chairman, JUG, c/o ACM Headquarters, 211 East 43rd St., New York, N.Y.

ACM SETS STANDARDS FOR MEMBERSHIP

Professional membership standards established by the Association for Computing Machinery have now been approved by the members. Requirements include a bachelor's degree or equivalent level of education from an accredited institution—or at least four years of experience in information processing. Endorsement by two members of the association is also required.

A new category, associate membership, has been created for those interested in joining but who do not yet qualify for professional membership. It offers all member benefits except the right to vote.

Student and institutional memberships are not affected by the changes.

TIME-SHARING SDS 930 DEVELOPED AT U. OF CAL.

The Univ. of California at Berkeley has added a 32K SDS 930, modified for time-sharing, to its collection of computers, and SDS will offer a production version of the machine as the 940.

Now on-line to the Univ. of Illinois and Stanford Research Institute in Menlo Park, Calif., it will be ready for six users when a 1.3-million-word drum is added this fall. Response time for six users will be under one second; 30 can be accommodated with a response time under three seconds.

System development was supported by the Advanced Research Projects Agency of the Dept. of Defense and carried out by Dr. David C. Evans, M. W. Pirtle, and Dr. W. W. Lichtenberger.

● A contract to supply engineering, control equipment, and technical assistance for what is claimed to be the country's largest chemical process control system has been awarded to Westinghouse. Using Prodac process control computers, the system has been ordered by U.S. Steel for the Clairton Works, near Pittsburgh. The equipment will be used in the production of anhydrous ammonia and the extraction of salable chemicals from coke-oven gas. System design has been as-

signed to Hagan Controls Corp., a Westinghouse subsidiary.

● A new service for users of business, professional, and scientific books has been announced by Personalized Bibliographic Service of Santa Ana, Calif. The firm offers monthly descriptive listings of all professional titles published in English. A subscriber can choose his field of interest from over 1000 topics; ranging from absorption spectroscopy to zoological taxonomy, for the monthly bulletin and can also get detailed descriptions of any of the books on request.

● The Univ. of Chicago announces formation of a committee on information sciences, which will sponsor a graduate program leading to the SM or PhD degrees. A faculty of eight has been named, with R. H. Miller, director of the Institute for Computer Research, as acting chairman of the committee.

● Approval of the acquisition of CPM Systems by Informatics has been completed and the new division has moved its facilities to the Informatics building in Sherman Oaks, Calif. Informatics is owned by Data Products Corp. CPM supplies consulting and data processing services to the construction and process industries. The major portion of their business is use of a proprietary programming system for scheduling and cost control of single and multiple unit residential building, a service now used by 90 contractors.

● Five computer display consoles have been sold by Stromberg-Carlson to Univac for use in the Army Operations Center System at the Pentagon. The S-C 1090 Direct View Displays use the Charactron tube and have keyboard entry and printer. Two of the consoles will be used for system interrogation and response, two for representatives of the Army Chief of Staff and Secretary of the Army, and the fifth for formatting large-screen projector output displays.

● With a half-million-dollar grant from the National Science Foundation, Brown Univ. of Rhode Island will expand its computing center under the direction of Dr. Walter F. Freiburger. The university will get a 360/50, with delivery scheduled for around the end of the year.

NEWS BRIEFS . . .

● The American Institute of Technology of Phoenix, Ariz., has arranged for remote stations in classrooms tied to a GE-235 at GE's Computer Department in Phoenix. The institute now operates three schools, in Phoenix, Tucson, and San Diego, offering courses in systems analysis, programming, and other data processing skills. Plans call for at least 10 terminals over the next three years and experiments in computer-assisted instruction.

● An \$875,000 Electronic Associates hybrid computing system has been ordered by NASA's Marshall Space Flight Center for use in design studies on the Saturn booster program. This is the second large hybrid system to be ordered by NASA from EAI recently, the other going to Houston facility for project Apollo. The Marshall installation consists of a combined EAI 8400 digital machine and an 8800 analog scientific system. Delivery is scheduled for early next year.

● For the first time, the Census Bureau will offer the results of its agricultural census on magnetic tape. Data includes a full breakdown of farm and operator statistics, including value of products sold, by country and state. Special tabulations of final data to fit requirements can be had at cost. In standard form, the price is \$60 per state plus \$35 per reel of tape; some reels will have information on more than one state but no states take more than one reel.

● Reports from the eighth quarterly meeting of the Diebold Research Program predict that the present employment of some 250,000 in various computer-connected jobs may reach 650,000 by 1970. The proportion of systems analysts is expected to increase substantially while operating classifications will decrease as a percentage of the total. The group's study foresees a decline in operators from 25% to 8% as a result of technological improvements.

● A student essay contest has been announced by the Special Interest Group on Programming Languages of the ACM's Los Angeles chapter. Subject is Communicating with Computers and the contest is open to all full-time college students, including graduate students. Deadline is Jan. 3 and entries or requests for information should go to Chairman, SIGPLAN

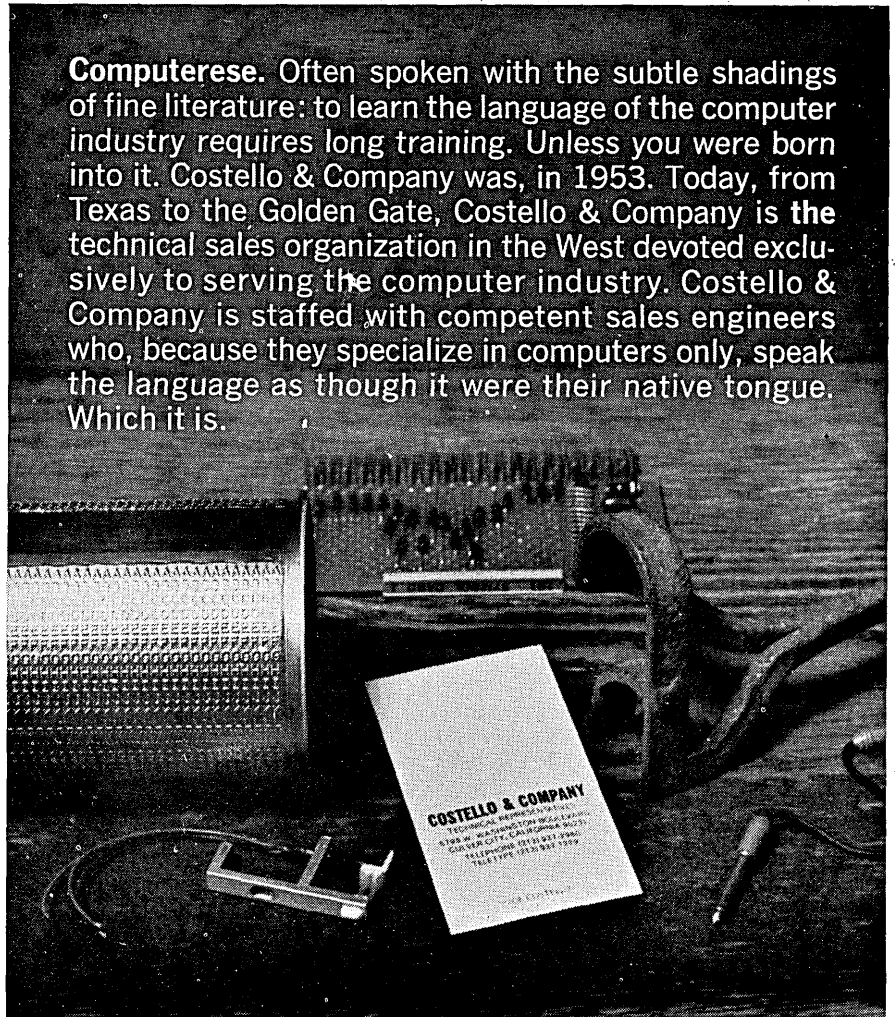
Essay Contest, Los Angeles Chapter ACM, P.O. Box 892, Pacific Palisades, California 90271.

● An Air Force Machinability Data Center has been set up in Cincinnati, Ohio, to provide data to government and defense industry on all types of material removal operations (fabrication of parts by machining and other methods). The center, which now uses a 407 accounting machine, will install an IBM 1130 with discs next year to handle data from a projected 5-10,000 documents.

● NASA hopes to use color television in manned spaceflight control. Under contracts totaling over \$900K, Philco Corp. will develop an on-line display system which will include a digital-to-color television display converter and color TV monitor. Alphanumeric and/or graphic data from computer, keyboard, trackballs, and Grafacon tablets will be shown in up to seven colors on the 729-line screen. The all-electronic system will permit computer recall of all display data, digital combining of real-time and static data, and on-line programming.

COMPUTER REPS OF THE WEST

Computerese. Often spoken with the subtle shadings of fine literature: to learn the language of the computer industry requires long training. Unless you were born into it. Costello & Company was, in 1953. Today, from Texas to the Golden Gate, Costello & Company is the technical sales organization in the West devoted exclusively to serving the computer industry. Costello & Company is staffed with competent sales engineers who, because they specialize in computers only, speak the language as though it were their native tongue. Which it is.



COSTELLO & COMPANY the computer reps of the West

5795 W. Washington Blvd., Culver City, California 90231/Phone: (213) 937-2980/TWX (213) 937-1229
535 Middlefield Rd., Palo Alto, California 94301/Phone: (415) 321-3745/TWX (415) 492-9205
15 North 40th Place, Phoenix, Arizona 85034/Phone: (602) 273-7348/TWX (602) 255-0387


AND OUR NEW ADDRESS IN TEXAS

5635 Yale Boulevard, Dallas, Texas 75206 / Phone (214) 363-9031

Representing: ACME / ACL / BRYANT* / COLLECTRON* / COOK DATA-STOR* / CORNING ELECTRONICS / DATAMARK* / DIGITAL DEVICES / FABRI-TEK / MAC PANEL* / RIXON / ROYAL* / STRAZA* / UPTIME

*Not represented in Texas

Complete on-line computer controlled systems



SEL 600 SERIES
DATA ACQUISITION
SYSTEMS

SEL MAKES IT ALL.....

SEL 600 BASIC SYSTEM SPECIFICATIONS

NUMBER OF CHANNELS 1 to thousands
INPUT VOLTAGES FULL SCALE ± 4 MV to ± 100 volts
ACCURACY to $\pm 0.05\% \pm \frac{1}{2}$ bit
RESOLUTION to 14 bits binary or 17 bits BCD
SYSTEM SAMPLING RATES to 220,000 samples per second

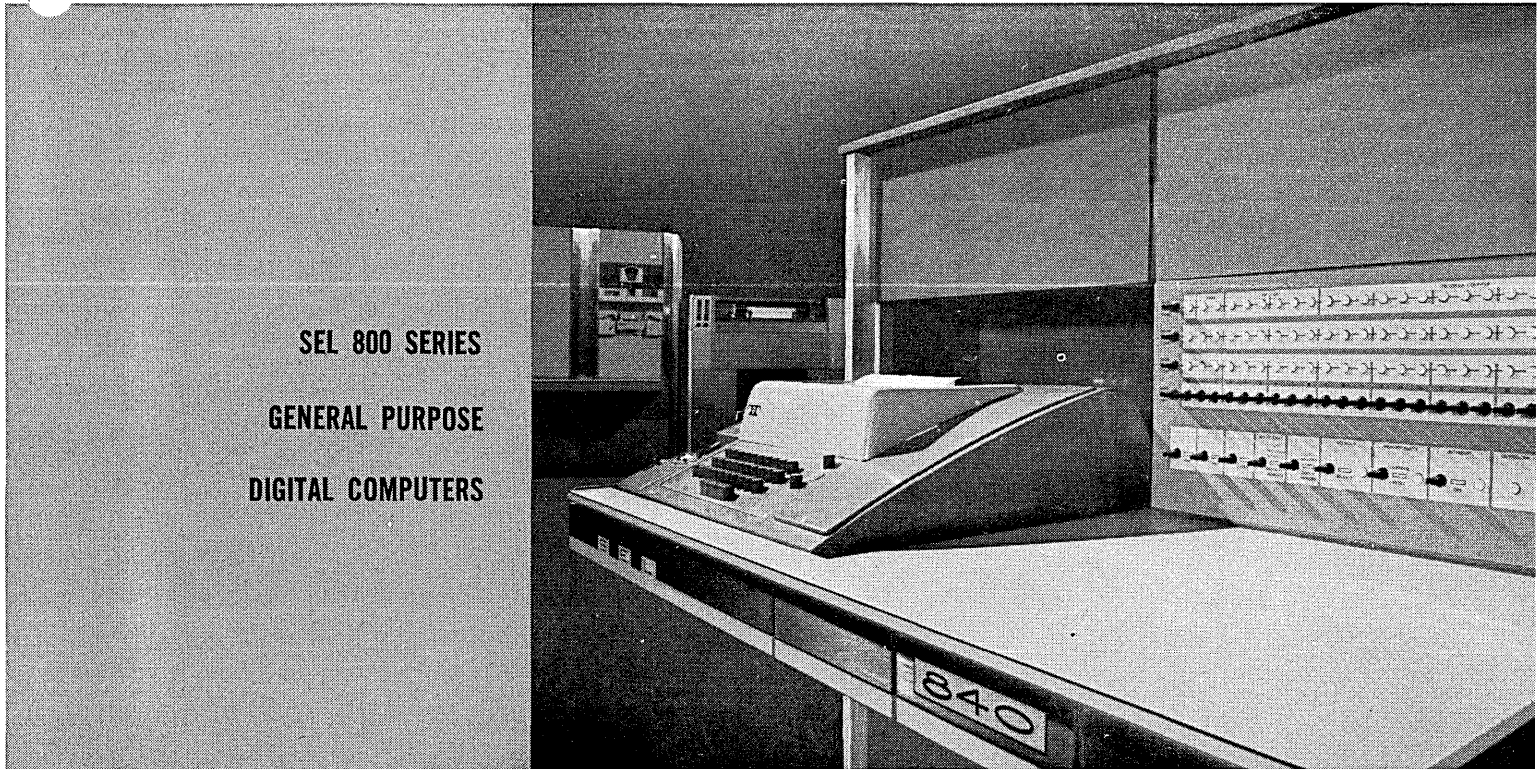
SEL 600 OPTIONS

On-line reduction with SEL 800 computers
Computer programmable channel sampling
Computer addressable gain and offset
Quick-look displays
Auto self-test features

WRITE FOR THESE BULLETINS: SEL 600 Data Acquisition Systems
SEL 700 Data Processing Systems
SEL 810 General Purpose Computer
SEL 840 Scientific Computer
SEL 900 Direct Digital Control System

Immediate openings for logic design engineers and systems programmers • An equal opportunity employer

or off-line general purpose digital computers



**SEL 800 SERIES
GENERAL PURPOSE
DIGITAL COMPUTERS**

.....

Total systems capability plus state-of-the-art techniques and realistic pricing are reasons why an increasing number of large industrial corporations are coming to SEL with their requirements . . . and why SEL has become one of NASA's major suppliers (No. 52 in the first half of last year). The engineered approach to total systems design—using all compatible SEL subsystems—eliminates the problems inherent in matching one manufacturer's equipment with that of others. Data measurement systems, real time digital computers, and real time control systems are all **proven** SEL accomplishments.

BASIC CHARACTERISTICS		810 AND 840 OPTIONS
SEL 810 COMPUTER WORD SIZE16 bits STORAGE4096 words Hardware multiply Included	} All silicon monolithic integrated circuits 1.75 u second machine full cycle time Fully parallel operation Two independent I/O channels Typewriter, tape reader and punch Hardware index register and program counter All software including FORTRAN IV for real time and scientific use	To 32,768 word core in main frame—all directly addressable External drum or disc storage Up to 8 I/O channels Up to 6 direct memory access channels Any standard peripherals Double precision floating point hardware for SEL 840 (operates independently of main frame)
SEL 840 COMPUTER WORD SIZE24 bits STORAGE4096 words Hardware multiply and divide included		

CIRCLE 58 ON READER CARD



SYSTEMS ENGINEERING LABORATORIES, INCORPORATED

TWX 305-587-1079
October 1965

P. O. BOX 9148 / FORT LAUDERDALE, FLA. 33310 / AREA CODE 305 / 587-2900

PROGRAMMERS ANALYSTS ENGINEERS

Our clients offer immediate professional career opportunities to qualified men who are ready to further their goals.

Locations are currently available in New England, New Jersey, New York, Philadelphia, Washington, D.C., Florida, Southwest and the Midwest.

Consult with us to plan the full use of your professional potential—whether at Junior, Senior or Management levels. Important assignments require experience and interest in any of these areas:

- Scientific Programming
- Digital or Logic Design
- Real Time Systems
- Circuit Design
- Software Development
- Commercial Programming
- Operations Research
- Mathematics
- Applied Systems
- Development Engineering
- Systems Design
- Communications

Starting salaries range to \$25,000, according to your experience level; all fees and expenses are assumed by our client companies. Please forward your resume in strict confidence, including salary and geographic preference, directly to Mr. R. L. Keilholtz or Mr. Donald Wayne.

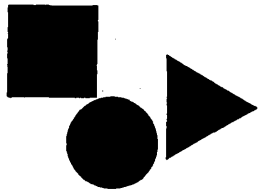


EVERETT KELLEY ASSOCIATES

Consultants to the Computer Industry

121 So. Broad Street (Suite 1300) Philadelphia, Pa. 19107





NEW PRODUCTS

document retriever

Randomly-stored records in the form of cards of various sizes, microfilm jackets, embossed address plates, etc., can be retrieved in less than one second. System consists of keyboard console document or record coder, selector module, and document trays. Con-



sole can control 16 or more selector modules, each of which holds more than 1,000 edge-coded cards. By proper coding, documents can be retrieved by numerous criteria, and cross-correlation is said to be possible. ACCESS CORP., Cincinnati, Ohio. For information:

CIRCLE 150 ON READER CARD

i. c. core memory

The ICM-40 is an integrated-circuit system with an access time of less than 500 nanoseconds and a full cycle time of 1 usec. The coincident-current unit is rack-mounted, has front-of-rack access, and up to 16K words. Standard operating modes include clear/write, read/restore, and read/modify/write cycles. Optionally the address register can be equipped for sequential addressing, address-out signals, and external count controls. COMPUTER CONTROL CO. INC., Framingham, Mass. For information:

CIRCLE 151 ON READER CARD

time-sharing computer

The 940 is a 930 modified for t-s with up to 32 users. At full capacity, response time is 3 seconds; with 20 users, 2 seconds; with six, 1 second. Memory cycle time is 11.75 usec, and there are 16-64K (24-bit) words of core. Other features: built-in multiply and divide, automatic checking of memory transfers and I/O operation,

multi-level indirect addressing with indexing at any level, and up to 1,024 levels of priority interrupt, each with a unique priority and address in memory. Software includes FORTRAN II, a conversational algebraic language, SNOBOL for string manipulation, QED (a conversational text editor), and LISP. Under development is ALGOL. A typical configuration costs \$430K. SCIENTIFIC DATA SYSTEMS, Santa Monica, Calif. For information:

CIRCLE 152 ON READER CARD

media conversion

The PTS-1000 is an off-line converter of paper tape to mag tape. It reads 5- to 8-level tapes at 1,000 cps, and

converts into IBM-compatible tape in any code format. Models are also available to go to 7- and 9-channel tapes. It can handle up to 1,300 feet of 4½-mil or 2,350 feet of 2½-mil paper tape, chad or chadless, oiled or not. The unit measures 45 x 22 inches and stands 45 inches high. AMPEX CORP., Redwood City, Calif. For information:

CIRCLE 153 ON READER CARD

flowchart generator

AUTOFLOW produces flowcharts on a printer, operating from assembly or higher-level languages for the RCA 501, 301, 3301 and Spectra 70; the

PRODUCT OF THE MONTH

The Source Record Punch is an off-line, point-of-origin data collecting machine that records information in both printed and keypunched form on the same document; the operation is simultaneous. It enables transactions in a serial process — such as in hospitals and retail stores — to be captured for subsequent EAM or computer processing.


Input data can be fixed (e.g., an embossed plate), semi-fixed, or variable . . . various models include a master card reader, imprinter,

keyboard, data-station mechanism, card punch, and interpreter. Selection of hardware features can be based on application. The keyboard is designed for sight checking before a bar is depressed to activate punching and printing. Punching speed is 10 columns/second, and the keyboard is a 6-row, 12-position unit with automatic and non-auto clearing; automatic zero is optional. All units are table-top models.

THE STANDARD REGISTER CO, Dayton, O. For information:

CIRCLE 154 ON READER CARD





We guarantee ours are more digestible.

When a printer has indigestion, it means downtime.
And that's the ailment Machine Mated forms cure.
They're designed to operate flawlessly on your printer.
We guarantee it. Here's how.

We work with the company that makes your printer.
We find out what the printer can do. The range of forms.
The sizes. The plies. The carbons. The fastenings.
Then we consider your needs. Draw up the specs to meet
them. And follow them to the letter.

To find out more, call our local representative. Or
write Standard Register, Dayton, Ohio 45401.

Your printer will thrive on the diet we prepare.

MACHINE MATED™ FORMS BY STANDARD REGISTER



CIRCLE 60 ON READER CARD

Business at Univac is still on the rise...

so you too can come to Minnesota.

Wherever our programmers are from, they like living in Minnesota. One of our best men really had to be sold on the location. But he found that big city excitement isn't exclusive to New Yorkers or Californians. And that sports are a way of life, too. 10,000 lakes and thousands of public acres provide a lot of fishing, hunting and camping. In the Twin Cities of Minneapolis and St. Paul life bustles. And the housing is excellent.

These opportunities offer a lot more than a great way of life. The professional challenge is hard to top anywhere in the business. Programmers are needed in virtually every specialty. These are particularly pressing:

BUSINESS SYSTEMS ANALYSTS & PROGRAMMERS

Assignments include the design of integrated business systems including all phases of in-house data applications, such as production and inventory control, product cost control, management planning and reporting, engineering documentation control and procurement activity. Qualifications include a college degree plus experience on medium size machines or large scale machines such as the UNIVAC 490 and 1107. Experience on one of the latter would be extremely helpful.

DIAGNOSTIC PROGRAMMERS

For diagnostic programming for defense computer systems. These positions are based in St. Paul but some travel is involved. Requirements include a college degree with programming experience on real time scientific computers. A few openings are available for new grad programmer trainees.

Address your resume to Mr. R. K. Patterson, Employment Manager, Dept. K-12, UNIVAC Division of Sperry Rand Corp., Univac Park, St. Paul, Minn. 55116. An equal Opportunity employer.

UNIVAC

DIVISION OF SPERRY RAND CORPORATION

CIRCLE 93 ON READER CARD
DATAMATION


NEW PRODUCTS

IBM 1401/60/10 and 360's; and the Honeywell 200. For assembly language input, the placing of a special chart code in the comments field is reportedly the only effort required. The software edits all information within a flowchart symbol, allocates columns and pages and draws connecting lines. APPLIED DATA RESEARCH INC., Princeton, N.J. For information:

CIRCLE 155 ON READER CARD

communications console

The 544 is an I/O unit with multiple input controls and the capability of presenting data before message transmission and displaying data generated by external equipment. Preselected program options can be stored for transmission at the discretion of the operator. Input can be by an al-



phanumeric (FORTRAN) keyboard, by program option switches, and special functions switches. The 544 can also be linked with up to 15 slave subconsoles operating under control of the main unit. Control logic locks out others so that one subconsole gets the transmission facilities. TASKER INSTRUMENTS CORP., Van Nuys, Calif. For information:

CIRCLE 156 ON READER CARD

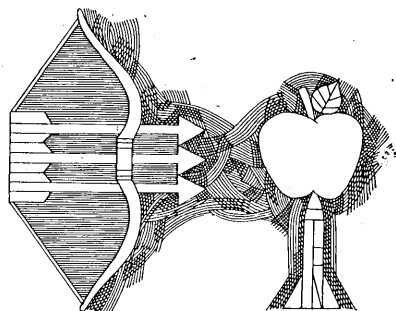
digital plotter

With a plotting area of approximately 60 x 60 inches, this unit is said to have a lifetime accuracy of .002 inches, repeatability within .001 inch. It features an 8-character, 10-symbol print head and "absolute position sensing" via photoelectric readers scanning 19-track, linear, binary-coded scales on each axis. Plotting speed is 25 ppm, slewing speed is a minimum 50-mm/second, and printing speed is 25 per minute. DISCON CORP., Fort Lauderdale, Fla. For information:

CIRCLE 157 ON READER CARD

mag tape

The Micronetic 404 uses a binder which is said to reduce dropout of



WHERE CAN MAN GO... IN GUIDANCE & CONTROL?

Guidance and Control: able to direct the movements of satellites and space vehicles; able to home on both active and passive targets; able to interpret guidance and steering equations for ballistic missiles. And, in the final analysis, able to produce the most significant end product of all... progress. At Lockheed, progress in the realm of Guidance and Control is commonplace. In areas such as: terminal homing, control systems analysis, digital logic design, active and passive target sensing techniques, Kalman Filter Theory application and magnetic circuits. For use in ballistic missiles, satellites and space vehicles. Where can man go in Guidance and Control? Into tomorrow. If you are an engineer with Guidance and Control experience, you are invited to write Mr. K. R. Kiddoo, Professional Placement Manager, Sunnyvale, Calif. Lockheed is an equal opportunity employer.

LOCKHEED
MISSILES & SPACE COMPANY
A GROUP DIVISION OF LOCKHEED AIRCRAFT CORPORATION

CIRCLE 92 ON READER CARD

NEW PRODUCTS

oxides because it does not stretch or soften with heat. The 800-bpi tapes come with seven and nine channels. MICRONETIC CORP., Alexandria, Va. For information:

CIRCLE 158 ON READER CARD

late-hours transmission

New feature of the 201A Data-Phone set enables its use, with an 801-type automatic calling unit, without human intermediary. Thus, data-collection points can be polled during off-hours, under computer control. Transmission can be computer-to-computer, as well as with paper tape, mag tape, and card transmitters. BELL TELEPHONE SYSTEM, New York, N.Y. For information:

CIRCLE 159 ON READER CARD


drum memory

The 1116 drum system stores up to 524K 18-bit words. It is word addressable with 8.5 msec average access time; sequential words can be accessed at 17 usec. Error rates are proven at less than 1 in 10^{11} . Maximum-size system is said to cost less than 10 cents per word. VERMONT RESEARCH CORP., North Springfield, Vt. For information:

CIRCLE 160 ON READER CARD

compact printer

The 118A measures 5 x 10 x 2 inches, weighs about 4 lbs., and prints about 22,000 characters on a self-contained 3-inch roll of tape at varied speeds up



to 10 cps. Characters are .098 x .062 inches, number 9.3 to the inch; any 64-character alphabet can be furnished. Applications include monitoring of phone calls and use in ground mobile equipment. MITE CORP., New Haven, Conn. For information:

CIRCLE 161 ON READER CARD

card-to-tape converter

The 3011 card reader combines with an 1106 Data Recorder (an 1101 with circuitry to handle the reader) to perform card-to-mag-tape conversion. The reader translates the data into BCD code, which is transmitted through the 1106 80-character core memory onto mag tape and automatically back into memory for verification. In continuous-run mode, the

3011 reads 75 cards (51- or 80-column) a minute. In single-cycle mode, handwritten data can be keyed to tape on the 1106, and pre-punched data is machine-read to complete the record. The 1106 can be operated alone. MOHAWK DATA SCIENCES, Herkimer, N.Y. For information:

CIRCLE 162 ON READER CARD

hybrid expansion

Three plug-in logic modules enable addition of hybrid capabilities to the firm's 40- and 80-amplifier analog computers. These are the 3326 flip-flops, 3327 logic gates, and 3328 time/event control. SYSTRON-DONNER CORP., Concord, Calif. For information:

CIRCLE 163 ON READER CARD

display terminal

The S-C 1100 is an inquiry unit with keyboard and CRT which can display either 100 characters or up to 500. The desk-top device has its own refresh memory and can be used with a separate hardcopy printer. The unit was originally designed and sold by Information Products Corp., recently acquired. STROMBERG-CARLSON CORP., DATA PRODUCTS, San Diego, Calif. For information:

CIRCLE 164 ON READER CARD

PROGRAMMERS—ANALYSTS THINK ABOUT THE WORK YOU ARE NOT DOING!!

SOFTWARE DEVELOPMENT

Compilers
Assemblers
Monitors
Executives
Languages

PROGRAMMING SYSTEMS

Scientific	Command & Control
Real Time	Information Handling
Commercial	Management Information
Diagnostic	Communications
Applications	Time-Sharing


If you seek greater challenge on varied, vital projects across the nation—send your resume to **Mr. Gordon E. Hutting, Director, National Recruitment**, stating salary requirements, and specific geographical preference at

CAREER CONSULTANTS, INC.

202-296-0360

1900 L Street, N.W. Washington, D.C.

CIRCLE 94 ON READER CARD



NOW, a low-cost, self-decoding readout with uniform brightness

Performance Plus Economy. Simplified optical system provides brighter, more readable display with perfect uniformity between characters.

Self-Decoding. Decoding is inherent in the design. No additional electronics required.

Long Lamp Life. Lamp is constantly lit. Lamp life is not decreased by switching on and off.

Simplified Maintenance. One lamp to replace—one lens system. This means less down time for expensive equipment.

Lower Cost. Straightforward design saves you money in purchase cost, maintenance and down time.

Width 1-9/16", Height 2 1/8", Length 5 1/2", Digit Size 1", Weight 10 oz. 6 or 12 volt lamp; Circuit 20 volt Standard. Other voltages available.


Write for literature and prices

CEDAR	CONTROL DATA
ENGINEERING DIVISION	CORPORATION

5806 West 36th St., Minneapolis, Minnesota 55416. Phone 929-1681

CIRCLE 61 ON READER CARD

BN



You get high speed scientific computing at the lowest possible cost with System/360's new Model 44.

This new SYSTEM/360 has all the credentials of a highly specialized scientific computer. Here are some reasons why.

It's fast — one microsecond per word memory access speed.

It has comprehensive scientific programming support.

It has a special package of over 100 mathematical subroutines that were made just for flexible scientific computing.

And because this SYSTEM/360 was designed with the small and medium user in mind, monthly rentals can be as low as \$5,500. We think this breaks new ground in price/performance evaluations.

Here are some more reasons for computing with this new scientific SYSTEM/360.

Match Memory to the Job

There are three memory options of 8K, 16K, and 32K *words*. Each word is 32-bits plus parity. Both fixed and floating point arithmetic are available. Sixteen general purpose registers that are standard, with optional 250-nanosecond implementation. And there's an integrated Single Disk Storage Drive that has a capacity of 272,000 words.

And for wide flexibility in input/output options there are three multiplexer channels, one low and two high-speed. The low-speed channel can handle up to 64 sub-channels.

The high-speed channels can handle up to 800,000 bytes per second.

Meets Many Scientific Needs

Missile testing, electronic circuit analysis, and mathematical model building are but a few of the areas where Model 44 can help you. If your scientists are probing atomic reactions, performing complex medical analyses, or seeking solutions through computer-aided experimentation, this SYSTEM/360 can provide all the power and speed needed to process the collected data.

What this means is that scientists and engineers can use this SYSTEM/360 for a wide range of scientific computing problems — and get their answers back fast.

High Speed Data Acquisition

You can attach IBM 1800 Data Acquisition and Control System analog and digital units to the Model 44 for your own customized hybrid system. Or you can combine Model 44 with your own data acquisition equipment. Or you can interconnect the Model 44 to the IBM 1800 System as a powerful tool for handling high-speed data acquisition and reduction applications.

IBM Programming Support Makes it Easier to Use

You might think that a high-speed scientific computer is a com-

plicated machine. But we've made the Model 44 easy to use. We think that engineers and scientists will welcome this.

For instance, there is a special control program that regulates job flow, provides freedom in selecting input/output devices, and in general, allows for near-continuous system operation.

There are disk resident programs for Monitor, Assembler, FORTRAN IV Compiler, and Utility functions. In addition, there is a basic programming support package that contains Card Assembler, Tape FORTRAN Compiler, and Card Utilities programs.

For real problem-solving power there are over 100 mathematical subroutines that include matrix arithmetic, random number generation, correlation analysis, and matrix inversion and manipulation. And all the instructions most frequently used in scientific computing are contained in the Model 44 Instruction Set.

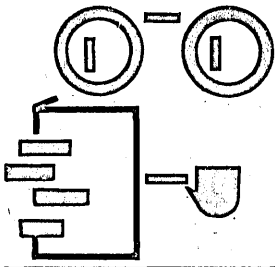
This is only a small part of the SYSTEM/360 story.

Your IBM representative would like to tell you the rest — especially the part about monthly rentals for the new scientific Model 44 starting at \$5,500.

SYSTEM/360—The Computer with a Future.

IBM®

CIRCLE 62 ON READER CARD



NEW LITERATURE

CONTROL DISPLAY PANELS: Four-page booklet provides description and specifications for display panels available for the MARC alarm, control and telemetering systems. Included are encoder and decoder display units, plus specialized displays and supporting devices. MOORE ASSOCIATES, INC., San Carlos, Calif. For copy:

CIRCLE 130 ON READER CARD

PORTABLE KEY PUNCH: Data sheet describes device which weighs eight pounds and punches data into standard tabulating cards. PAUL G. WAGNER CO., Los Angeles, Calif. For copy:

CIRCLE 131 ON READER CARD

DISC STORAGE SYSTEM: 16-page brochure describes model 611 DATASTAK system and includes application data, major design features, access and capacity information, and interfacing considerations. DATA PRODUCTS CORP., Culver City, Calif. For copy:

CIRCLE 132 ON READER CARD

MAG TAPE SYSTEM: Brochure describes automatic cartridge loading, principles of operation, performance characteristics and specifications for RAM system that records at 1000 bpi and has average access time of 90 msec. POTTER INSTRUMENT CO., INC., Plainview, N. Y. For copy:

CIRCLE 133 ON READER CARD

CANADIAN COMPUTER CENSUS: Booklet shows total number of installations and breaks down distribution by industry and listings for each organization showing type of processor, location, delivery date, and size of central and auxiliary storage. Price: nonmembers, \$2; members, free. THE COMPUTING AND DP SOCIETY OF CANADA, Ottawa, Ontario.

MEDIUM-SCALE COMPUTER: Two brochures cover hardware and software aspects of 520 system for scientific and engineering applications. 16-page hardware brochure covers system char-

acteristics, describes central processor, details performance including comparison of performance with competitive computers, and describes I/O system and various application areas. 12-page software brochure describes programming systems including FLEXTRAN, BOSS monitor and I/O control program and 1620 simulator. RAYTHEON COMPUTER, Santa Ana, Calif. For copy:

CIRCLE 134 ON READER CARD

NC EVALUATION METHOD: 20-page booklet supplies answers to 41 questions for prospective numerical control purchasers. Provides information on performance, reliability, application, flexibility, maintenance, service and computer software. Worksheet is offered as aid to evaluation. GENERAL ELECTRIC CO., Winston-Salem, N. C. For copy:

CIRCLE 135 ON READER CARD

RANDOM ACCESS DRUM: Characteristics of the PhD-170, its operating modes and on-line application capabilities are described in four-page booklet. BRYANT COMPUTER PRODUCTS, Walled Lake, Mich. For copy:

CIRCLE 136 ON READER CARD

ACCESS FLOORING: Brochure describes 1000 series flooring available in four types of panels. Each floor panel is illustrated and companies using free access flooring installations are listed. EVANS PRODUCTS CO., Grand Rapids, Mich. For copy:

CIRCLE 137 ON READER CARD

METER READING AND CASH COLLECTIONS: Eight-page brochure discusses system which can be used in gas, water and electric utilities. Cost factors and systems considerations are compared when using SODA. (Source Oriented Data Acquisition) method of recording information on mag tape, and accounting applications are discussed. UGC INSTRUMENTS INC., Houston, Tex. For copy:

CIRCLE 138 ON READER CARD

CORE MEMORY SYSTEM: Series MFA 1 with 400-nsec access time and word

capacities up to 32,000 is described in eight-page bulletin. Included are specs of four cycle operations, six access modes and nine combinations of address and data registers, power supply and self-test circuitry. FABRI-TEK INC., Minneapolis, Minn. For copy:

CIRCLE 139 ON READER CARD

DESK SIZE COMPUTER: 44-page booklet includes section dealing with hardware and software, artificial languages, and problem-solving advantages of PDS 1020 for engineers. Other sections cover operation using the keyboard interpreter combination and retained operations. PACIFIC DATA SYSTEMS, INC., Santa Ana, Calif. For copy:

CIRCLE 140 ON READER CARD

ANALOG-TO-DIGITAL CONVERTERS: 8-page brochure contains specifications, technical descriptions, block and timing diagrams and coding. SCIENTIFIC DATA SYSTEMS, Santa Monica, Calif. For copy:

CIRCLE 141 ON READER CARD

COMPUTER TAPE: Four-page brochure describes how Sigmatape was developed and various user-oriented parameters which were considered. Also includes detailed specifications and testing information. MEMOREX CORP., Santa Clara, Calif. For copy:

CIRCLE 142 ON READER CARD

USES OF MICROFICHE: Four-page booklet, "Microfiche: for publishing and general document distribution," offers description of concept, advantages, uses and applications. MICROCARD CORP., West Salem, Wisc. For copy:

CIRCLE 143 ON READER CARD

TIME-SHARING SOFTWARE: 20-page booklet describes concurrent operation of several user programs. Shows manner in which time-sharing monitor system schedules multiple users, allocates facilities to particular users, accepts input from and directs output to all I/O devices, and relocates and

protects user programs in memory. DIGITAL EQUIPMENT CORP., Maynard, Mass. For copy:

CIRCLE 144 ON READER CARD

PUNCH CARD READER: Bulletin furnishes information on terminals, card size, contact form, output bussing, contact rating and insulation, physical dimensions and control for reader which senses first 22 columns of standard IBM 80-column card. DREXEL DYNAMICS CORP., Horsham, Pa. For copy:

CIRCLE 145 ON READER CARD

USED COMPUTER MARKET: Four-page article reprinted from DATAMATION, describes market and its effect on computer upgrading and replacement policies and lease-purchase decisions by major corporations. INFORMATION PROCESSING SYSTEMS INC., New York, N. Y. For copy:

CIRCLE 146 ON READER CARD

MICROELECTRONICS: 34-page report discusses impact of integrated circuits on conventional component manufacturers and users. Details also how industry's future will be shaped by the leading companies' technological paths. Feasibility of an in-house microelectronics facility is analyzed and evaluated. Price: \$48 to subscribers of Samson Trends; \$60 to non-subscribers. SAMSON SCIENCE CORP., New York, N. Y.

AUTOMATED MILL: Eight-page brochure describes approach toward fully-automated mill through 756 computer system. Brochure explains how control system can be made up of pneumatic, electronic or a combination of both types of units. Controls illustrated include stock consistency, pressurized headbox, brown stock washer, multi-effect evaporator and bleach additive. BAILEY METER CO., Wickliffe, Ohio. For copy:

CIRCLE 147 ON READER CARD

HARD COPY GENERATION FROM CRT DISPLAYS: Four-page illustrated folder discusses hard copy requirements, describes various photographic techniques, and offers criteria for application of specific techniques to specific problems. Included is a two-color comparison chart detailing relative performance, design and costs of nine photographic hard copy systems. PHOTOMECHANISMS, INC., Huntington Station, N.Y. For copy:

CIRCLE 148 ON READER CARD

MEMBERSHIP DIRECTORY: 100-page directory lists member firms located

throughout the U.S. and Canada of the Assn. of Data Processing Service Organizations, Inc. Price: \$1. ADAPSO, Abington, Pa.

COBOL: Bulletin contains 186-page working document, "Language Specifications for a Proposed COBOL Standard," produced by the Amer. Standards Assn. subcommittee X3.4, and elements chosen from the total COBOL language, as defined by CODASYL to be considered for the proposed Amer. Standard. Business Equipment Manufacturers Assn., N.Y. For copy:

CIRCLE 149 ON READER CARD

COMPUTER TAPES: Eight-page brochure gives specifications and lists computer systems and transports with which tapes are compatible. REEVES SOUNDCRAFT, Danbury, Conn. For copy:


CIRCLE 165 ON READER CARD

DP PROCEEDINGS: 497-page, hard-bound book (Vol. VIII) consists of 40 seminar sessions covering new applications, education and techniques in dp discussed June '65 at the International DP Conference. Price: \$5.75, members; \$6.75, nonmembers. Data Processing Management Assn., Park Ridge, Ill.


Now there are two ways to be a data-communications expert.

You can pore over reams of sales literature, product specifications, and magazine articles. Study. Analyze. Interpret. Work hard. And use up a lot of expensive time.

Or, subscribe to Auerbach Data Communications Reports.



■ This service gives you a single, self-sufficient source for all the information you want about data-communications equipment. Initially the service will report on 29 major equipment lines. Both processing and terminal. ■ Equipment reports include characteristics, features, limitations, and prices. In detail. ■ New systems and equipment changes are covered by quarterly supplements. ■ You might be able to do all this yourself. But why bother? Auerbach Data Communications Reports is easier and quicker. It costs only \$325.00 a year. And you would probably need a full-time staff of three to do nearly as well. ■ Fill out the coupon to get a free sample report and see for yourself.



AUERBACH®
AUERBACH INFO, INC.
55 N. Seventeenth St.
Phila., Penna. 19103

Another analytical
reference service from
the publisher of
AUERBACH Standard
EDP Reports

Fill in and mail to address at left for your
Free Sample Report.

NAME _____

ADDRESS _____

CITY _____ STATE _____ ZIP _____

DM-10

THE AUSTRALIAN COMPUTER MARKET

There is a potential market in Australia today for some 700 computers worth more than \$225 million. This estimate comes from a survey just completed of the market here. Current estimates are that computer orders are running at about \$40 to \$45 million and increasing at about 35% annually.

The study shows IBM in top place with an estimated 55% of the dp market, including computer and punched card installations. Of the more than 200 IBM computers installed and on order, more than 60 represent the 360's, deliveries of which have already begun.

The firm has been strongest in its sales of medium-scale hardware, of which it has sold three times as much as the combined effort of the competition. Its forte here has been the 1401 and 360/30. IBM's hardware, however, has missed out in the larger orders placed so far in Australia; Con-

trol Data and Honeywell have taken these honors. Similarly, the firm nearly missed the market for small computers, which developed so rapidly in the past 12 months. The complexion may change with the introduction of the 360/20, of which 15 are on order. Chief competition in this area were the Honeywell 200, GE 125 and Univac 1004, which was sold so successfully in Australia by International Computers & Tabulators.

ICT, which has 15% of the market, was the local representative for RCA, Univac and Ferranti of England. Although most of these products were sold under ICT's name, they presented problems in compatibility and back-up support for customers. With the introduction earlier this year of the 1900 series, however, much of this problem should be overcome. Nevertheless, it has been the small 1004 that has been responsible for keeping ICT in the marketing race; the firm

has sold 70 systems at an average cost of \$90,000. The company's 400 punched card customers represent a lucrative and continuing market, prompting ICT to believe that the small computer market will be the key to success in Australia and that 90% of the installations in the next five years will be in the under \$150,000 bracket.

In third place is Control Data, with 10%. It recently returned a profit in excess of \$110,000 for its second year of operation, and recent expansion moves include the construction of a headquarters in Melbourne. Of the more than \$13 million in sales, the largest portion is represented by two large federal government contracts: the Bureau of the Census and CSIRO (see March '65 issue). The recent sale of a 6400 to Adelaide Univ., probably the fastest to be sold to an Australian customer, gives Control Data an excellent chance of pulling off the next federal government order (in the \$3-million bracket) for the Bureau of Meteorology.


Honeywell holds down fourth place and, like the other three, returns a profit from its computer division. Give it 9%.

National Cash Register is probably fifth on the list with an estimated 3.5%. Australia is now in the throes of changing office and business equipment in preparation for the introduction of decimal currency on Feb. 14, 1966. And NCR and Burroughs are concentrating their energies on this conversion program for cash registers, accounting and adding machines. But the profits from these operations will give both companies a solid base for computer expansion late next year.


General Electric has had some success in the banking field in Australia, but has had a lean sales record of late; it probably accounts for 2.5% of the market.

This leaves 5% being shared by Burroughs, English Electric-Leo-Marconi, Elliott, Scientific Data Systems, and Digital Equipment Corp. Digital Equipment is starting to move in Australia, and is one company that is expected to take out a substantial share of the market in the years ahead.


—RIC ALLEN




Type 196. 300 characters per second. 10 1/2 inch spools. Slim profile design, for digital programming, machine tool control, ground support, instrumentation, data transmission.



Type 260. Up to 40 characters per second photoelectrically on a synchronized stop-start basis. Miniature 50' tape loop magazine mounted on front panel. Designed to meet MIL-E-16400.



Type 4002/4003 bi-directional Reader/Spooler combination has free run speeds of 1000 characters per second and stop/start speeds of up to 550 characters per second. Offers increased capability at less cost.



Type 422. Militarized. Designed to meet MIL-E-4970. Rugged solid-state design provides operational reliability, ruggedness and serviceability. 300/600 characters per second.

See these
proven
Ferranti-
Packard
Tape
Readers
at
NEREM

CANADIAN GOVERNMENT EXHIBIT



FERRANTI-PACKARD ELECTRIC LIMITED

ELECTRONICS DIVISION • TORONTO 15 • ONTARIO • CANADA

CIRCLE 33 ON READER CARD

career opportunities unlimited

Why not utilize a unique personal service which has access to a wide variety of America's fine growth situations.

CHOOSE THE AREA you prefer to live and work in FROM COAST TO COAST

Experience or interest in any of the following may qualify you for selected positions in the \$9-25,000 range:

- Scientific Computation**—Analog or Digital; Math Analysis or Synthesis; Data Reduction; Modeling and Simulation
- Software Development**—Languages; Compilers; Assemblers; I/O and Display Generators
- Systems Development/Design**—Real Time; Message; On-Line or Process Control; Massive Data Handling or I. R. Systems
- Technical Representatives**—Systems or Programming Support to Sales
- Logical/Digital Design**
- Fortran or Cobol Programming**
- Management Sciences**
- Marketing/Sales**—Computers or Systems

urgent requirements in REAL TIME SPACE SYSTEMS

Scientific Software Development
\$9-17,000

Our clients assume all expenses.

If you seek professional growth and increased responsibility, write in full confidence to Mr. Albert. Indicate present salary, location parameters.



Career Consultants
in the Data Processing Field
ALBERT ASSOCIATES
200 PARK AVENUE (Suite 303 East)
NEW YORK, N. Y. 10017

CIRCLE 95 ON READER CARD
October 1965

These Sylvania Electronic Systems Activities may fit into your future...

APPLIED RESEARCH LABORATORY (Suburban Boston)

Basic and Applied Research of Communications • Information Processing and Display • Radio Physics • Space and Atmospheric Physics • Space Techniques • Operations Research • Human Factors Analysis • Advanced System Concepts.

MICROWAVE COMMUNICATIONS SYSTEMS (Suburban Buffalo)

Space Communications Systems • Aerospace Antenna Systems • Communications Satellite Systems.

EQUIPMENT ENGINEERING LABORATORIES (Suburban San Francisco)

State of the Art Studies and Advanced Equipment Engineering Programs for Electronic Warfare/Electronic Countermeasures and Reconnaissance Broadband Compact Antennas, Receivers, Transmitters, Servo Systems • Infra Red and Laser Projects and Microwave Component Development and Application to Systems.

Or these...

DATA MANAGEMENT SYSTEMS (Suburban Boston)

Data Processing Systems—Special and General Purpose Computers, and, Circuit and Message Switching Systems • Data Display Systems—Electroluminescence and Integrated Display Techniques of Multi Source Information.

SYSTEMS LABORATORIES (Suburban San Francisco)

Analysis and Definition of Systems Concepts and Requirements for Electronic Warfare and Arms Control Inspection Systems • Operational Analysis by Computer and Gaming Methods • Analysis of Data Handling Links, Including Telemetry of all Types, Multi-channel Digital, Voice and Coherent Signal Systems • Arms Control Studies.

RADIO FREQUENCY SYSTEMS (Suburban Boston)

Detection, Tracking, Surveillance Radar Systems • Transmitter, Receiver and Microwave Subsystems. Satellite Tracking Antennas and Hardened Antennas.

HIGH FREQUENCY COMMUNICATIONS SYSTEMS (Suburban Buffalo)

Strategic Long Haul Communications Systems • High Frequency Adaptive Communications Systems • Digital Communications Systems.

MICROELECTRONICS (Suburban Boston)

Research and Development of Hybrid Thin Film Microelectronic Materials, Circuits, Modules and Equipments.

In addition, specialized groups such as Advanced Systems Planning are engaged in defining opportunities and preparing plans for business in new markets and product areas; our Product Support Organization provides complete field project management from installation to training.

If your background qualifies you to join this organization of advanced electronic capabilities, please forward your resume (indicating location and specialty area of your choice) to: Manager of Professional Staffing, Dept. 16K, Sylvania Electronic Systems, Division of Sylvania Electric Products Inc., 40 Sylvan Road, Waltham, Mass. 02154.

GTE

GENERAL TELEPHONE & ELECTRONICS
Total Communications from a single source through

SYLVANIA ELECTRONIC SYSTEMS

An Equal Opportunity Employer

CIRCLE 98 ON READER CARD

AMES LABORATORY

U. S. Atomic Energy Commission
Iowa State University

has immediate openings for experienced Computer Programmers who can (1) develop, program, and apply computer techniques to research oriented problems in physics, chemistry, and metallurgy or (2) develop and support monitors, compilers, real-time and time-sharing systems or (3) develop and support information dissemination and retrieval systems. Applicants should have a BS in the physical sciences and programming experience on a large scale digital computer. Opportunity to continue education toward advanced degree. For information write:

C. S. Roberg, Ames Laboratory
Box 1129, ISU Station
Ames, Iowa 50012

U. S. Citizenship required
An Equal Opportunity Employer

CIRCLE 96 ON READER CARD

THERE ARE FEW times in any career when an opportunity for substantial advancement presents itself—a so-called "ground floor" opportunity. NOW comes one such occasion for those growth-minded Systems Analysts and Programmers who would share the challenge and profit which accrues to a dynamic and successful young company.

COMPUTING TECHNOLOGY INCORPORATED has a limited number of positions available for professionals with experience in Compilers, Assemblers, Operating Systems, Real-Time Systems, Management Systems, Military Systems, and Scientific Programming and Mathematical Analysis.

If your experience encompasses any of these areas, and such an opportunity appeals to you, considered attention will be given your resume, sent to

S. R. Button

COMPUTING TECHNOLOGY INCORPORATED

P.O. Box 803 Tuxedo, N. Y.

an equal opportunity employer

CIRCLE 97 ON READER CARD

Systems Programmers . . .

Soft*where*?

(Where you probably least expected it.)

Immediate openings at this major East Coast (non-defense) corporation for professionals with 4 to 6 years' experience in software development . . . to design, develop and support programming systems for nonconventional computer peripheral subsystems.

Your background should have exposed you to the design and development of compilers, assemblers, input-output and display generators, information storage and retrieval programs, on-line and real-time systems. If you've also developed utility and test programs, so much the better.

You'll be working on equipments and systems which promise to become new and unusual answers to the information/imaging system needs of business and industry.

Qualified applicants will receive a prompt and confidential reply. Address your resume to:

DATAMATION — Box E-10
141 East 44th Street, New York, N.Y. 10017
An Equal Opportunity Employer

SOFTWARE OPPORTUNITIES

FOR APPLICATIONS PROGRAMMERS

PERMANENT POSITIONS are available for design, development and maintenance of advanced software systems. The scope of assignments involves full support for all general purpose commercial and scientific data processing at the NASA COMPUTATION OFFICE, Slidell, Louisiana, one of the largest computer installations in the world.

SYSTEMS & UTILITY programming work includes compilers, translators, monitor and executive systems; telecommunications, random access techniques, input-output control systems and general purpose routines.

EQUIPMENT includes a Direct Couple System (7094/7040) with remote on-line 1440 terminal, another 7094II, two H-1800's, two H-800's, two H-200's, two Univac 1004's, a GE 235 and numerous other units of support hardware.

TO QUALIFY you must have assembly or machine language programming experience.

IF YOU WANT TO BE A PROGRAMMER'S PROGRAMMER, THEN JOIN THE U.S. SPACE PROGRAM AND AIM FOR A CHALLENGING CAREER WITH OUTSTANDING FUTURE OPPORTUNITY.

Send your resume in complete confidence to:

TELECOMPUTING SERVICES, INC.

P.O. Box 29, Slidell, La.

U.S. Citizenship Required

RELOCATION EXPENSES

An Equal Opportunity Employer

CIRCLE 102 ON READER CARD

CAREER DATA

for

COMMERCIAL & SCIENTIFIC PROGRAMMERS

You are invited to consult with our electronics engineering oriented staff to evaluate your peak professional potential in the dynamically expanding field of automation...

Discuss your technical capabilities, specialized experience and professional goals with one of our experienced staff members; choose an assignment with the optimum future potential for you... Our clients are selected companies in the electronics industry and assume all expenses.

Immediate Responsible Positions For:

- Computer Programmers
- Applied Mathematicians
- Systems & Methods Analysts
- Digital Circuit Designers
- Logic Circuit Designers
- Sales Engineers
- Electronic Engineers
- Operations Research

Direct resumes in confidence to:
EDP Search—Dept. 11

E. J. BETTINGER COMPANY

Technical Personnel Consultants to the Electronics Industry
20 South 15th Street, Philadelphia 2, Pennsylvania
LOcust 4-0700

CIRCLE 101 ON READER CARD

October 1965

Immediate Opportunities for Programmers

at Aerospace Corporation /
El Segundo, California

The mission of Aerospace / El Segundo is working with the Air Force to PLAN the general nature of future military space systems, GUIDE industry in fulfilling these plans, and PROBE experimentally and analytically certain aspects of state-of-the-art problems and operations. We need highly qualified personnel to fulfill this mission.

Systems Programmers


Aerospace Corporation's Computation Center has recently ordered next generation hardware to replace its 7040/7094 direct couple systems. Career positions are now open for experienced systems programmers in the design, development and maintenance of programming and operating systems. A B.S. in mathematics or engineering plus a minimum of 3 years experience is required.

Scientific Programmers

Aerospace also offers excellent opportunities to programmers who have at least a B.S. and two years programming experience in FORTRAN IV (IBSYS) and FORTRAN II (FMS), or SCAT (SOS), and who are seriously interested in career opportunities in the application of large scale computers to the full spectrum of scientific problems.

To Apply

Please write Mr. S. D. Robinson, Box 95081, Los Angeles, California 90045. An Equal Opportunity Employer.



AEROSPACE
CORPORATION

CIRCLE 100 ON READER CARD

METHODS/ SENIOR ANALYST/PROGRAMMERS

Establish basic systems of data reporting and processing; initiate studies involving analysis of job systems, procedures, work loads, document design, signature authorities. Must have technical knowledge to determine the capabilities and limitations of computers.

These positions require an MBA degree; math major or equivalent, as well as a minimum of 5 years experience in technical work such as design and engineering, refinery operations, reservoir engineering, lab research, or similar, with at least 2-3 years of active computer work. Comprehensive knowledge of FORTRAN and/or COBOL programming, preferably on IBM 1400 series or on IBM 7040.

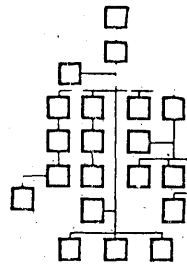
Family accommodations and relocation expenses paid. Opportunity for substantial savings. Compensation will be commensurate with background, training and experience. Location: South Iran.

Please submit a detailed resume including salary requirements, in confidence to:

IRANIAN OIL EXPLORATION AND PRODUCING COMPANY

150 East 42 Street Department 3141 New York, N. Y. 10017

CIRCLE 104 ON READER CARD



people IN DATAMATION

■ Dr. Mortimer Taube, founder and chairman of Documentation Inc., Bethesda, Md., and a pioneer in information retrieval, died last month. He was the author of "Computers and Common Sense," a thoughtful critique of research efforts in artificial intelligence.

■ Andrew J. Singer, formerly director of Systems Research Bio-Medical Computing Facility, NYU, has joined General Analytics Corp., N.Y., as vp and manager of systems design.

■ G. Stanley Johnson, president of Computron Inc., Waltham, Mass., has resigned. He will be succeeded by Hans Versemann.

■ William B. Hall has been promoted to director, systems analysis, Communication Systems, Inc., Falls Church, Va. CSI is a subsidiary of Computer Sciences Corp., Los Angeles, Calif.

■ In the DOD, Dr. Harold Brown, former director of Defense Research and Engineering, has been appointed Secretary of the Air Force; John S. Foster, Jr., formerly director of the Lawrence Radiation Lab, Livermore, Calif., was nominated Director of Defense Research and Engineering; and, Thomas F. Rogers was named Deputy Director, Defense Research and Engineering, Electronics and Information Systems.

■ Jackson W. Granholm is newly appointed vp, Wolf Research Corp. and will direct their western division, Los Angeles, Calif. He was formerly with Informatics, Inc.

■ Robert J. McDowell has been named director, compiler development group for the edp division, Honeywell, Inc.

■ Dr. John E. Meggit has been appointed manager, advanced design section, and Glenn L. Holtkamp, manager, system programming section, Electronic Associates Inc., West Long Branch, N.J.

■ Robert D. Holland has been elected president and Robert Dee, formerly vp marketing for RCA dp division, will join CEIR, Inc., Wash., D.C.

DATAMATION



systems men

Abbott Laboratories is a leading international pharmaceutical company which embarked in 1960 on an ambitious expansion and diversification program. Since that time our sales have grown from \$126 million to \$213 million, our net income from \$14.5 million to \$22.6 million. Today we are diversified into six distinct markets spanning 110 countries. This growth is mirrored in all aspects of our company, and as a result we need to "systematize" our development.

A key need in our company development is top quality people with total systems orientation. These men will play a major role in our newly formed Management Services Division. This division provides an integrated system and data processing management activity to furnish a total system service to the corporation. *Being so strategically located in the organization, the following positions provide an unusual opportunity for outstanding achievement and professional advancement.*

MANAGEMENT SERVICES MANAGERS

To plan and direct the implementation of the total Management Services requirements of an assigned corporate area. Will provide Management Services consultation and service to all levels of management. Will recommend to operating management objectives, plans and systems operation relationships, and will direct the implementation of systems plans.

SENIOR SYSTEMS ANALYSTS

To analyze, develop, recommend and implement new and revised systems and procedures, including required staffing, equipment and facilities. Will determine costs required to achieve project objectives and supervise the installation of the systems.

To qualify for these positions, you must be a university graduate. Systems experience along with high innovation and critical evaluation skills are required.

These positions are at our North Chicago international headquarters which is located about midway between Chicago and Milwaukee, within an hour's drive to either metropolitan area. They involve excellent salaries and benefits, including the customary relocation expense payments.

For complete information in absolute confidence contact:

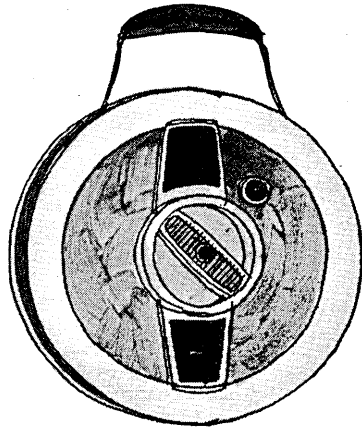
Neerie L. Kolehma

 **ABBOTT LABORATORIES**
North Chicago, Illinois 60064

An Equal Opportunity Employer

CIRCLE 103 ON READER CARD

Why should programmers consider us?



FOR BUSINESS REASONS—


There are positions currently open for all levels of programmers and EDP project planners with one or more years' experience, preferably utilizing IBM 1401 or 1410 equipment, although experience with other computers will be considered.

Xerox's 7010s are completely random access oriented utilizing 2302s and are being used to implement our total systems concept. This will require the systems programmer to be familiar with systems and procedures, production planning, inventory control, accounting and other related functions. Real time and operating systems experience helpful. Bachelor's degree required.

Moving Logic.

— because we're now installing a total management information system... and because we're growing rapidly in graphic communications, a direction with formidable implications all its own. New and possibly revolutionary information/imaging systems for business and industry are under study. No wonder programming has become more and more important to us... for business as well as technical reasons. Let us tell you more after we hear from you. Local interviews can be arranged.

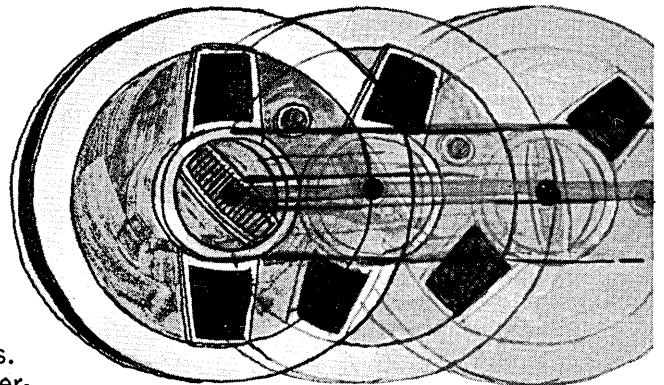
These positions are in Rochester, New York. Please forward resumes in confidence to Mr. David E. Chambers, Dept. DA-10, Xerox Corporation, P.O. Box 1540, Rochester, New York 14603.



FOR TECHNICAL REASONS—


Xerox's Scientific Computing Center has recently installed an IBM 7040 system. Opportunities exist for personnel desiring to develop Fundamental and Applied Research applications. Additional openings exist for personnel experienced in systems programming, PERT, operations research, and information storage and retrieval.

B.S. degree in Mathematics, Physics, or a technical discipline required. M.S. degree preferred. Must have a minimum of two years' experience in scientific or engineering applications programming. This should include at least one year's experience utilizing FORTRAN IV. Experience in symbolic programming highly desirable.



XEROX



An Equal Opportunity Employer



October 1965

Make a Date With Success

It's career month at NCR, Los Angeles. Advanced digital systems on the board, in production and on the market tell you that this is opportunity in the present tense. At NCR, you'll work with the people who created the NCR 315 RMC Rod Memory Computer, CRAM and the 420 Optical Journal Reader. You'll help provide business systems for more than 120 countries. And you'll enjoy the good Southern California life. Bring your career up to date...investigate NCR now.



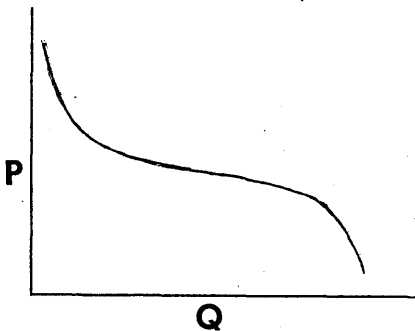
NCR
ELECTRONICS DIVISION

articles; hopefully there will be many more.

WILLIAM F. SHARPE
*Univ. of Washington
 Seattle, Washington*

Author's reply: I apologize for confounding economic "theory," which says nothing about the shape of the demand curve, with the empirical work of economists, which "assumes that demand curves are linear in the logs," as Mr. Sharpe notes in item No. 2. Perhaps I used the term "theory" too broadly. Economic theory cannot even assert that demand curves are downward sloping, for some few are not. I presume Mr. Sharpe prefers the more modern indifference curve approach over marginal utility theory. I would like to think, with Leftwich, that "indifference curve theory furnishes both an alternative and a supplement to the classical utility explanation of consumer behavior and individual consumer demand curves for commodities."

To say "textbook expositions of demand typically draw curves" is not to say "textbook expositions draw typical demand curves." They generally use straight line demand curves for their examples, these being simpler to draw and explain. But I don't believe anyone would maintain that the demand for most goods is rectilinear, except within a very limited range. The typical demand curve is probably best approximated as shown below. Most empirical work is



concerned with demand operating in the left-hand portion of this curve, and therefore views the curve as convex. I was concerned primarily with demand operating in the right-hand portion, and therefore perhaps oversimplified matters by using a concave demand curve as my example.

I acknowledge that the use of the terms "subsistence region" and "affluence region" is mine, not that of professional economists. I'm not sure how significant this fact is. However, my discussion of classical theory's neglect of marginal utility relied upon Bell for the fact and upon history for the reason.

The term "relevant range" is the keynote. It is my firm conviction that the right-hand portion of the representative demand curve shown must be counted in the relevant range of the demand for information, in these decades of the information explosion. This was the theme of my article.

key punch in the snoot

Sir:
 This is to protest the action of your recent correspondent (Letters to the

Editor, Aug.). Taking vitriolic pen in hand, he dashed off a scurrilous attack on the elegant new IBM 029 keypunch, which he then signed with my name. If he finds it necessary to hide behind a pseudonym, he should invent, rather than borrow, one.

AUSTIN O. ARTHUR
Palo Alto, California

Sir:
 Re: the 024/026 keypunch. What I wanted to do was put a light under the program drum hood to illuminate the column indicator. The final touch was to put a ruby over the light, imbed it in the hood, and connect the light across the power source so one could tell at a distance whether the power was on.

And while we're coming up with red hot suggestions, why can't some move be made to eliminate the whipsocket bracket from the next version of computer printer equipment? I refer to the carriage (appropriate name) control tape. Is it too simple to have a special area of addressable core to control form spacing and skipping? A built-in counter would increment for every line printed from a reset-start point. Presence of a word mark at Channel bit so-and-so would have the same effect as encountering a punch in a tape, etc. Programs would carry their own spacing, and when jobs are stacked (as certain hardware components would have them do) one could come a lot closer to travelling from one job to the next with a minimum of fumbling at the printer.

W. M. LIDDLE
Seattle, Washington

lowered drum price

Sir:
 Your story in "Business & Science" (Aug., p. 19) states that the rental of a 2301 drum, with control unit, is \$6,700/month. This is incorrect; with control unit, it is \$4,300/month.

R. D. ANDERSON
*IBM General Products Division
 San Jose, California*

The drum and control unit were originally priced at \$6,700 when announced in April 1964. The price has since been reduced by 36% and stands at \$4,300/month for the pair. *Datamation* apologizes for its sales-manual pages being out of date.

DIGITAL SYSTEMS OPPORTUNITIES AT NCR, LOS ANGELES

ADVANCED COMPUTER DEVELOPMENT SYSTEMS DESIGN / Senior-level positions in advanced development and preliminary design of beyond-the-state-of-the-art data processing equipment. Considerable experience required in the over-all system design and integration of commercial computing equipment. BSEE required with advanced degree highly desirable.

MEMORY DEVELOPMENT / Analysis and design of advanced thin-film memory systems, both linear select and coincident current. Also advanced random-access development on magnetic-card and disk-file systems. BSEE required, advanced degree desired.

LOGIC AND CIRCUIT DESIGN / Advanced integrated-circuit computers, buffering systems, on-line computing and transmission systems, and computer peripheral equipment. BSEE and good knowledge of state of the art required.

MECHANISMS DESIGN / Senior-level positions working with new techniques for development of advanced high-speed random-access memories. Work requires 5 years' experience in servomechanisms and BSEE or BS in physics; or considerable experience in high-speed mechanisms with BSME and MSEE or BSEE and MSME.

PRODUCT ENGINEERING

ELECTRONIC PRODUCT ENGINEERS / Positions require BSEE with experience in designing digital computer equipment and maintaining liaison with manufacturing.

PACKAGING / Layout and design of packaging for computer systems. Experience required with electronic computers or electromechanical devices. Background in miniaturization with thin films and integrated circuits desirable. BSEE required.

PROGRAMMING DEVELOPMENT

SOFTWARE PROGRAMMERS / Development of software for computer input/output routines, operating systems and monitors. Programming experience with machine language on a large-file computer required.

DESIGN AUTOMATION PROGRAMMERS / Positions require experience in programming for design automation, good understanding of engineering and hardware problems, and BS in math, engineering or related field.

SYSTEMS FORMULATION

Openings at all levels to study and formulate systems for commercial and industrial on-line computer applications, with emphasis on communications interface. Minimum of two years required in specifying or programming real-time systems for banks, airlines or industry. Engineering, business administration or related degree required.

MEMORY RESEARCH

Advanced work requiring MS in EE or physics plus experience with nanosecond pulse technique and high-speed applications of magnetic cores or thin films to memories with computer systems logic and hardware.


ARRANGE NOW FOR AN INTERVIEW IN YOUR AREA

Confidential interviews will be held soon in various parts of the country. Openings above are in Los Angeles. Additional openings in Dayton, Ohio, for mechanical, electrical and chemical engineers, physicists, chemists (MS or PhD level). Send resume immediately to Bill Holloway, Technical Placement.

The National Cash Register Company

NCR

ELECTRONICS DIVISION
 2806 W. El Segundo Blvd., Hawthorne, Calif.
 Telephone: Area Code 213-757-5111
 An equal-opportunity employer





**ONE BELLCOMM JOB
IS TO THINK ITS WAY THERE AND BACK**

Bellcomm is visiting the moon now—via scratchpads, blackboards and computers. It is helping the National Aeronautics and Space Administration plan the systems needed to get man there and back.

• This important task offers rewarding opportunities to men experienced in the fields of computing and programming, physics, engineering, mathematics, flight mechanics, propulsion, chemistry, and guidance and trajectory analysis. • If you believe you have the professional ability and training to engage in this complex work, Bellcomm will give your résumé prompt, thoughtful study. Send it to Mr. N. W. Smusyn, Personnel Director, Bellcomm, Inc., Room 1311-E, 1100 17th St. N. W., Washington, D. C. 20036. Bellcomm is an equal opportunity employer.



Bellcomm, Inc.
A Bell System Company

CIRCLE 107 ON READER CARD

CIRCUIT DESIGN ENGINEERS

for
Trainers & Simulators

(Southern California)

Important assignments are immediately available for qualified individuals to provide technical direction in the conception and design of trainers and simulators. Must be able to define functional requirements and technical approach, and to guide engineering organizations in the application and advancement of the current state-of-the-art in training devices and simulators. Responsibilities will cover all phases of development from conception to final fabrication and evaluation.

Urgent requirements exist for degreed Engineers with a minimum of five years of experience in analog circuit and display system design or switch and relay logic and digital logic design. Prior experience in the design of training or test equipment is desirable. Should have working familiarity with all applicable government specifications and regulations.

U.S. CITIZENSHIP IS REQUIRED

For immediate consideration, please airmail confidential resume to:

MR. B. P. RAMSTACK

HUGHES

HUGHES AIRCRAFT COMPANY

P.O. Box 90515
Los Angeles, California 90009

An equal opportunity employer

CIRCLE 106 ON READER CARD
DATAMATION

GROWTH OPPORTUNITIES FOR COMPUTER-ORIENTED SPECIALISTS WITH TRW SYSTEMS in Los Angeles and Houston

GROWTH has been the by-word of TRW Systems (formerly TRW Space Technology Laboratories — STL) since its founding over a decade ago. Having established standards of TECHNICAL EXCELLENCE in aerospace and related fields, TRW has new and important OPPORTUNITIES for computer-oriented specialists.

AT TRW Systems in Redondo Beach, California and in Houston, Texas, specialists in scientific and business programming are invited to join our staff in advancing the application of computer technology to underwater defense systems, Gemini and Apollo mission planning and analysis, advanced ballistic missile studies, advanced space probes, Mars studies and space communications systems.

Vitally involved in the nation's major space programs, TRW Systems provides its personnel in scientific and business programming with two IBM 7094 systems. Installation of an advanced GE 635 system is scheduled for 1966.

We urge you to investigate these ground-floor opportunities NOW!

Computer Software Project Engineers

Background should include technical or business degree, scientific or information systems programming, leadership experience, and ability to direct the development of complex software projects.

Computer Programming Engineers

Requires technical degree and experience in analysis, programming and debugging of computer solutions of advanced engineering problems encountered in space and undersea research.

Scientific Programmers

Experience in programming high speed digital computers. Will assist in solution of problems arising in missile and space vehicle engineering, with responsibility for analysis, programming and debugging of computer solutions. Requires BS or MS in Math, Physics or Engineering.

Test Evaluation Programmers

BS or advanced degree in Math or the Physical Sciences, with programming experience on high speed digital computers, and experience with scientific test data. Responsibilities will include mathematical and computational aspects of physical problems, and the formulation and programming of test evaluation computer problems, employing data obtained from various test facilities and systems, including flight test telemetry.

Real-Time Programmers

Software development for small or medium-size digital computers on real-time or near real-time applications. Prefer experience with real-time for handling instrumentation or telemetry data. BS in Engineering or Math preferred.

Systems Programmers

Experienced in development and/or modification of control programs, i.e., supervisors, monitors, loaders, etc., for large-scale computing systems. Background in multiprocessors and multiprogramming very desirable but not required.

Data Management Systems Programmers

Design, develop and implement computer-supported management information/data processing systems for engineering data management, computer center administration, aerospace project management and government. BS/BA degree and two years' experience on large-scale computers required.

Please submit resume to G. O. Deshler, TRW Professional Placement, Dept. D-10, One Space Park, Redondo Beach, California 90278. TRW is an equal opportunity employer.

TRW SYSTEMS

ONE SPACE PARK, REDONDO, BEACH, CALIFORNIA

Formerly TRW Space Technology Laboratories — STL

(Continued from page 99)

KDF8. Software lists Cleo, Cobol, Fortran and Algol with PL/I under review for implementation if acceptable to users and meeting requirements.

ICT SHUFFLES
TOP COMMAND

With a full order book, news of a top management shake-out at ICT came as a bolt out of the blue. New boss Cecil Mead steps up from deputy chairman to take over as chairman and chief executive officer. The latter title brings a change in management policy and gives over-riding responsibility on all matters to Mead. Previously, top policy rested on an executive committee. Reasons for the change are read as ICT's final shakedown from mergers and as being in line with its more aggressive approach to the market, sparked by the introduction of the 1900. Mead is regarded as a tough industrialist with a management career in dp going back to the 30's when he was sales manager in British Tabulating Machines, one of the pre-merger companies.


IBM - U.K. FOUNDER
IS NUDGED OUT

Resignation of IBM's U.K. managing director Tom Hudson caused consternation because a week elapsed before it was made known, followed by another and into a third before a replacement hove in view. In 1951, Hudson established IBM in Britain after a five-year sales stint in Canada. His original staff of three has since grown to more than 5,000 with an estimated 40% share of the dp market. President of World Trade Corp., G.E. Jones, was quoted: "The company will sorely miss his very considerable managerial abilities." From his home in London, however, Hudson said that the situation resulting in his resignation had come unexpectedly and as a great shock. He did not feel that the issues involved were such as to call for resignation. On company performance, he stated that IBM has been more than satisfied with progress in the U.K., and it was not on this topic that his resignation occurred.

ODDS & ENDS

Expanding into Europe, Honeywell has opened a marketing and service support center in Brussels equipped with a 200. Already active in the U.K., Scandinavia, and Germany, coverage across Western Europe is expected to be completed with data centers in Paris, Milan and Zurich ... NCR brought Britain's first automated traffic scheduling for a port into operation at Avonmouth Docks, Bristol. Data links have been set up between the quayside and a 315 center ... Elliott Automation has taken another million dollars in orders from Russia and East Germany for Arch process control computers. Jobs will be controlling an ammonia plant in Russia and an oil refinery in East Germany. In the past 12 months, Elliott has taken \$4 million in business from Eastern bloc countries ... EELM has also gained Iron Curtain business in Czechoslovakia. Two large systems, total value about \$3 million, are on order. One will handle payroll for one large industrial firm, the other is for a combined process control and dp job. Machines involved are not System 4. With its newer technology, this will be covered by the strategic embargo list. ... Striving to become No. 1 in the U.K., EELM estimates it delivered a greater value of British-built computers last year than ICT, and expects to repeat this year.

Scientific Programmers



New scientific research laboratory for high energy particle physics, located on Stanford University Campus, has openings for high level professional programmers in the following areas.

ENGINEERING AND PHYSICS APPLICATIONS

Responsibilities will include generation of computer methods, development of programs for analysis of experimental data, engineering calculations in the design of experimental devices, theoretical model calculations, and other similar assignments.

Qualified applicants will have a Master's Degree in Computer Science, Mathematics, Statistics, or Physics; or a Bachelor's of Science Degree with appropriate experience.

PROGRAMMING SYSTEMS

Responsibilities will include the development of real-time analysis and control programs, advanced assembly routines, special purpose compilers, and system simulators.

Qualified applicants will have a Master's Degree in Computer Science, or equivalent, with appropriate experience.

In addition to the opportunity to be associated with a new laboratory that will be an international center for high energy particle physics research, the above positions offer the many benefits available to career professional employees of Stanford University.

If you have education and experience in one or more of the areas mentioned above, you are invited to address your résumé to G. F. Renner, Professional Employment Manager, Stanford Linear Accelerator Center, P. O. Box 4349, Stanford, California.

STANFORD LINEAR ACCELERATOR CENTER

AN EQUAL OPPORTUNITY EMPLOYER

What does it mean when the GE "Compatibles/600" computer system goes space and defense?

Jobs like these:

COMPUTER SYSTEMS AND APPLICATION ENGINEERING

Analyze performance requirements, determine configuration, develop interface and performance specifications for hardware, software, and equation design groups. Develop application techniques for *real-time* systems. Analyze trade off between hardware and software techniques and organization. Positions available through group leader. Engineering or science degree and experience in computer field covering hardware, software and systems.

DATA SYSTEMS SENIOR ENGINEERS

Program management and/or system engineering for major *real-time* control and information management systems using military computers with equipments and programs for data sensing, conversion, transmission, processing and display. Analyze mission performance requirements, determine systems elements, configuration, and specifications. Conduct product requirements analyses. Broad data systems experience with emphasis on communications.

PROJECT LEADER, PROGRAMMING SYSTEMS

Provide high technical competence and project leadership to team of computer programmers in the specific areas of executive systems, compiling systems, hardware design support and diagnostics and applications programming. Computer programming and team leader experience. Also, formal education in Numerical Analysis — Machine Language — Computing Systems — Computing Applications.

ENGINEERING COMPUTER PROGRAMMERS

Program in the areas of executive systems, compiling systems, hardware design support and diagnostics and application programming. Computer programming experience. Also, formal education in Numerical Analysis—Machine Language — Computing Systems — Computing Applications.

LOGIC DESIGN ENGINEERS

Advanced design and development of military computer systems equipment, i.e., processors, memories, peripherals, I/O controllers and adapters. Engineering degree with experience in advanced, high-speed logic design of digital equipment.

You'll be working on the most technically superior military computer systems in the country. And you'll be joining a General Electric business that was responsible for radio guidance and instrumentation systems for over 400 successful launches—including all orbital missions by astronauts, every U.S. shot to hit the moon, the only Venus probe and the recently successful deep space probe to Mars.

Please write, in full confidence, to M.D. Chilcote, Room 42-K, Radio Guidance Operation, General Electric Co., Dept. 111, P. O. Box 1122, Syracuse, N. Y. 13201.

GENERAL  ELECTRIC

an equal opportunity employer

CIRCLE 110 ON READER CARD

PROGRAMMERS . . . ANALYSTS . . . ENGINEERS . . .

Our free booklet . . .

"COMPUTER OPPORTUNITY GUIDE"

lists current positions open to professional computer personnel. All positions are given by geographic areas with complete salary ranges.

Client companies assume all expenses . . . hence the quick, personalized, completely confidential service of our experienced staff is available to you at no cost.

Our contacts are nationwide . . . our listings extensive. Send resume or circle number 90 on reader service card for your free copy. Please use home address.



**ALPHA ASSOCIATES
PERSONNEL CONSULTANTS**

HOME OFFICE: 1 East Penn Sq.
Philadelphia 7, Penna.

BRANCH OFFICE: 25-27 Chestnut St.
Haddonfield, N. J.

Member: IEEE; Assoc. for Computer Machinery

CIRCLE 90 ON READER CARD

FREE

. . . a comprehensive digest of scientific and engineering DATA PROCESSING opportunities for our client organizations from coast to coast. Salaries range from \$8,000 to \$25,000 commensurate with ability and experience. These opportunities include such areas as:

Basic Research	Diagnostic Programming
Command and Control	Scientific Programming
Communications	Statistical Analysis
Operations Research	Simulation
Logic Design	Information Storage and Retrieval
Circuit Design	Mathematical Analysis
Software Development	Engineering Computer Field

As specialists in the scientific and engineering computer field, EDP is able to provide the widest possible selection of career positions. Each allows the individual to make significant contributions that will challenge his best efforts, in a scientific atmosphere, at a salary in keeping with his technical competence.

For immediate consideration, write in confidence outlining your experience, education, career objectives, and compensation requirements to:

David N. Grimes

edp personnel, inc.

"exclusively data processing"

100 S. Wacker Drive Suite 212
Chicago, Ill. 60606 Ph. (312) 782-0857

CLIENT COMPANIES ASSUME OUR CHARGES

CIRCLE 118 ON READER CARD

DATAMATION

(Continued from page 19)

RETAILERS BEGIN
SCRATCHING
A FIVE YEAR ITCH

At the dp conference for retailers, held last month by the Natl. Retail Merchants Assn., retail edp-types, looking for a way to conveniently capture sales data, were directed away from optical scanning as a near-term solution. No significant scanner developments were foreseen for the next five years by Kenneth Guinther of Booz, Allen & Hamilton. Not so, says a retailer with recent in-store experience. More like two years.


The idea was also voiced at the Conference that there would be no on-line, real-time store system for another five years. Needed: a good point-of-sale recorder. Then they won't need a scanner.

"COMPETITION, CONFUSION"
CAUSE CONSTERNATION
AT CONTROL DATA

Concerned by "competition and confusion in the market place" -- the cause of a lower-than-expected order rate -- Bill Norris lashes out in the '65 CDC annual report: "Our major competitor in the very large computer part of the market is making a highly concentrated effort to hinder our progress by making frequent announcements of changing characteristics and new models, at reduced prices, of large computers reported to be under development." But he thinks the mess is temporary. Or devoutly wishes so: he estimates that first quarter earnings for FY '66 may just break even. The CDC annual report also tells how the company will write off computers on a straight-line method, at 25% a year for four years. (They used to write off 50% the first year). It's designed to meet the increased percentage (up from 40% to 55%) of leased systems.

RUMORS AND
RAW RANDOM DATA

Newest face in the computerized typesetting business is Alphanumeric, Inc., Hicksville, N.Y. The 10-man outfit is readying a photocomposition system with printer outputs of two and 10K cps. They'll set up one system, including a 360 and another machine, as a service bureau. Meanwhile, Mergenthaler is supposed to be readying the Linotron, due in Jan. ... We understand that United Airlines has narrowed its choice of a supplier for a new \$30 million reservations system to Bunker-Ramo and Univac. ... Despite some welcome innovations, the FJCC will open minus two starring attractions it had hoped to line up. One was LBJ as the keynote speaker. Another: a session tentatively titled "How to succeed in the computer business without contributing to the state of the art." ... Inside poop is that new RCA vp Jim Bradburn, most recently of Burroughs, is being groomed to become top edp man replacing Arnold Weber, slated for retirement in a year or so. ... Latest guessing game: which of the top 10 U.S. firms will order a Burroughs B 8500? Two can be scratched: IBM and GE. Look for Burroughs to announce a new line -- the 2000 -- before the end of the year. ... Commercial time-sharing received its first set-back recently when Keydata (see May Bus. & Sci.) had to delay its debut. With a Univac 491 replacing the PDP-6, Keydata is open for business. ... Hank Watson, founder of Data Processing Systems (recently swallowed by Informatics), has started a new firm in southern California called Software. ... One user claims it's easier to convert 1401 programs to an H-200 than to a 360.



The Foxboro Company, a firm that does things well, is expanding again in our conservative New England way. Blue chip and proud of it. We feel very strongly and with valid reason, that now is the best time for you to talk to us about making a change. A move that will be your best move. As a recognized leader in control systems for the chemical, petroleum, pulp and paper, power, pipe line, food and other process industries, the DIGITAL SYSTEMS DIVISION of The Foxboro Company, Natick, Mass., offers excellent career opportunities with rapid advancement in the fast-growing field of COMPUTER CONTROLLED PROCESSING. The demands of the future and our means of preparing for them are unmistakably clear. Consider your future carefully. We do.

SENIOR DEVELOPMENT ENGINEER—DIGITAL CIRCUIT DESIGN

BSEE with 4 to 6 years' experience in circuit design of high speed digital circuitry above 2 megacycles. Emphasis on integrated circuit design application. Should have background in noise, signal propagation and all logical element design problems. Proven ability to handle project efforts in circuit engineering. Contributes to system logic organization for analyzing optimum logic and circuit configurations.

SENIOR SYSTEMS ENGINEER

BS or MS with training in computer technology. Minimum 5 years' experience including project engineering, programming, instrumentation, application of digital computer equipment, system start-up, and customer negotiation. Ability to define system specification, design, checkout, etc. Technical decisions on application requirements, manpower capabilities, time and cost.

SENIOR SYSTEMS ANALYST

Computer process control. Advanced ME or CE degree preferred. Must have 5-10 years' experience in chemical, refinery or power plant computer automation. Simulation and process modeling experience desirable.

SENIOR PROGRAMMER

Engineering or Scientific degree required with systems programming ability. At least four years' solid programming. Mathematic analysis and process control experience plus knowledge of assemblers and compilers is desirable to handle industrial process control problems.

If you think you would like to grow with us, please forward resume in confidence to:

J. G. WILLETT
Central Recruiting Office
THE FOXBORO COMPANY
DIGITAL SYSTEMS DIVISION
80 Strathmore Road
Natick, Massachusetts



"Specialists in Process and Energy Control"

An Equal Opportunity Employer

CIRCLE 114 ON READER CARD



YOU ARE WANTED!

For a Better Job

Cadillac Associates, the nation's largest executive and professional placement service, urgently needs the following men to fill positions with one of the nation's top growth companies.

If your experience is related to any of these positions, you owe it to yourself, your family and your future to investigate. Remember, our service is absolutely confidential and without cost to you. Client companies pay all costs.

PROGRAMMERS \$14,000

IN 4 MAJOR AREAS

- a) Programming Research
- b) Software Systems — executive programs, compilers, utilities and retrieval systems.
- c) Real Time Systems
- d) Specialized Programs — including automated design, compiler generation and simulators.

ALSO

ADVANCED DEVELOPMENT ENGINEER \$18,000

For computer system organization. Requires computer system analysis experience.

SYSTEMS DESIGN ENGINEER \$18,000

Experience in system design, logical design and/or programming. Knowledge of computer technology essential.

MATHEMATICIANS \$14,000

Knowledge of digital systems and programming.

Call or write today to:

Mr. Rie Adonis Data Processing Division
CADILLAC ASSOCIATES, INC.
29 E. Madison Bldg. Chicago, Illinois 60602
Financial 6-9400

"Where More Executives Find Their Positions Than Anywhere Else in the World."

CIRCLE 120 ON READER CARD

Scientists — Programmers

FREE TRIP

TO AFIPS

(Fall Joint Computer Conference)
Las Vegas • Nov. 30 — Dec. 2, 1965

Snelling & Snelling will pre-arrange expense paid Las Vegas, Nevada, interviews with client companies for qualified applicants. Degree plus experience required in any of the following fields:

- Digital or Logic Design
- Analog Design
- Scientific Programming
- Operations Research
- Systems Design
- Information Retrieval
- Applied Mathematics
- Communications
- Memories
- Peripheral Equipment Design
- Programming Languages
- Command and Control
- Business Programming

Salaries: \$8,000 — \$30,000*

Better your professional future increase your financial security — contact us TODAY! To receive complete details, submit resume including current salary and geographical preferences immediately and in confidence to:

Don G. Stuart, Technical Director
EDP STAFFING SPECIALISTS
581 Boylston Street, Boston, Mass. 02116 (617) 262-2669



Register Now!
Confirmed — Selected
AFIPS
Interviews Arranged

* A Company-Sponsored Equal Opportunity Service

CIRCLE 119 ON READER CARD

DATA MATI ON

ADVERTISERS' INDEX

Abbott Laboratories	130
Acme Visible Records, Inc.	96
Adage, Inc.	1
Addressograph Multigraph Corporation	58
Advanced Scientific Instruments Subsidiary of Electro-Mechanical Research	16
A. G. Edwards & Sons	95
Aerospace Corporation	129
Albert, Nellissen, Inc.	108
Albert Associates	123
Alpha Associates Personnel Consultants	138
American Telephone and Telegraph and Associated Companies	98
Ames Laboratory	124
Ampex Corp.	Cover 2
Anelex Corporation	66
Auerbach Corporation	121
Bellcomm, Inc.	134
Benson-Lehner Corporation	4
E. J. Bettinger Company	129
Bryant Computer Products, A Division of Ex-Cell-O Corporation	5
Burroughs	55, 57, 59, 61, 144
Cadillac Associates, Inc.	140
Career Consultants, Inc.	117
Cedar Engineering	117
Celanese Plastics Company	70, 71
Computer Control Company, Inc.	15
Computing Technology Incorporated	124
Computron Inc.	6
Control Data Corporation	49-52
Costello & Company	109
Data Packaging Corporation	Cover 3
The Datamart	103
DATAMATION Magazine	84
Datamec Corporation	96
Digitronics Corp.	80
The Dow Chemical Company	143
Dura Business Machines, Inc.	73
E. I. du Pont de Nemours & Co. (Inc.)	83
EDP Personnel, Inc.	138
Electronic Associates, Inc.	63, 104
Electronic Engineering Company of California .	10
Fabri-Tek, Inc.	74, 75
Fairchild Semiconductor	2, 3
Ferranti Electronics A Division of Ferranti- Packard Electric Limited	122
Ferranti Electric, Inc.	
Ferroxcube Corporation of America	Cover 4
The Foxboro Company	140

WANTED! — MEN on the *Grow!*...

SUNRAY DX OIL COMPANY with headquarters in Tulsa, Oklahoma, has established a strong operations research function as part of a Corporate Systems and Operations Research Department reporting directly to the President. We need young men with solid computer-based OR education and experience for these career opportunities. Positions are available NOW for analysts at both the senior and intermediate levels. Submit your resume and salary requirements in confidence to:

Supervisor of Employment
Sunray DX Oil Company
P. O. Box 2039
Tulsa, Oklahoma 74104

SUNRAY DX OIL COMPANY



An Equal Opportunity Employer

CIRCLE 111 ON READER CARD

HARVARD UNIVERSITY COMPUTING CENTER

Expansion of Computing Center Services has created permanent positions for senior applications and systems programmers with 7094 experience in:

- real time
- multiprogramming
- multivariate statistical analysis

Opportunity to plan and execute major new systems and applications.

Resumes acknowledged and handled in confidence.

Mail to: Dr. Norman Zachary, Manager
Harvard Computing Center
Harvard University
33 Oxford Street
Cambridge, Massachusetts 02138

An Equal Opportunity Employer

CIRCLE 112 ON READER CARD

Would you have invested your talents and energy and resources in his epic voyage? A small band did. And when Columbus returned triumphant, each knew he had had a hand in the greatest adventure of that time and age.

Another great adventure beckons today. The manned exploration of the moon. And, as in Columbus' time, a relatively small band is privileged to share in it. IBM programmers are in the forefront of that band.

At NASA's Manned Spacecraft Center in Houston, IBM programmers help steer men through space. They chart the course of each Gemini/Apollo flight—in real-time. They sit at the consoles in the Real-Time Computer Complex and monitor the computer performance of hundreds of thousands of programmed instructions. They do every kind of programming job there is to do. They often work in real-time themselves, since their knowledge of programming detail may be called upon to support the system during its period of critical operation.

Tomorrow, programmers will write control programs for post-lunar launches. They'll develop time-shared systems for overlapping missions. They'll work on multiprocessors, dynamic storage allocation, and adaptive, self-organizing systems. The manuals they write will be the textbooks for real-time systems of the future. Think what you would learn working with them! You would gain experience that cannot be equalled anywhere. And this experience will be even more useful to you in fulfilling the programming needs in the decade to come.

So why not join us? We'll teach you real-time applications of the fundamentals you now know. To start, you need at least one year's experience, preferably two or three, in programming large-scale computers. Experience in simulation, operations research, linear programming or systems analysis is also desirable. Relocation expenses and personal benefit programs are all company-paid.

Programmers: would you have sailed with Columbus?



Write us a short letter, in longhand if you like. Tell us briefly about your education and experience. We'll get back to you fast—hopefully with an invitation to visit us in Houston. Write to Mr. W. J. Baier, Dept. 701K, IBM Corporation, 16915 El Camino Real, Houston, Texas 77058. IBM is an Equal Opportunity Employer.

IBM®

ADVERTISERS' INDEX

General Electric, Laminated Products Department 12

General Electric Company 138

General Motors Research Laboratories 94

Harvard University Computing Center 141

Honeywell Electronic Data Processing 125

Howell Instruments, Inc. 107

Hughes Aircraft Company 134

IBM 118, 119, 142

Iranian Oil Co. 130

Everett Kelley Associates 112

La Salle Associates 143

Lockheed Missiles & Space Company 116

MAC Panel Company 11

Mathafronics, Inc. 18

Memorex Corporation 35

Milgo Electronic Corp. 88

The Mitre Corporation 102

Monroe Data/Log Division of Litton Industries 14

Moore Business Forms, Inc. 92, 93

The National Cash Register Co. 64, 65

The National Cash Register Company, Electronics Division 132, 133

Planning Research Co. 46, 47, 85, 87, 89

Potter Instrument Company, Inc. 90, 91

Printed Motors, Inc. Photocircuits Corporation 106

Raytheon Company Equipment Division 60

Raytheon-Computer 20

Scientific Data Systems 8, 9

Snelling and Snelling 140

The Standard Register Co. 114, 115

Stanford Linear Accelerator Center 137

Steelcase, Inc. 76

Stromberg-Carlson Corp., San Diego, California 97

Sunray DX Oil Company 141

Sylvania Electronic Systems 123

Systems Engineering Laboratories, Incorporated 110, 111

Telecomputing 129

Trans World Airlines, Inc. 36

TRW Systems 135

Univac Division of Sperry Rand Corporation 100, 101, 116

Wolf Research and Development Corporation 128

Woolard & Co. 72

Wright Line 22

Xerox Corporation 56, 76, 131

FREE! CAREER OPPORTUNITIES BULLETIN

A complete and comprehensive listing of outstanding positions at salaries from \$6,000 to \$30,000 with National Companies for:

ENGINEERS / DATA PROCESSING

Our professional staff combines Customized Service with technical know how to insure for you maximum career development in the following areas:

- LOGIC DESIGN
- APPLICATIONS PROGRAMMERS
- CIRCUIT DESIGN
- SYSTEMS DESIGN
- SYSTEMS ENGINEERS
- SYSTEMS PROGRAMMERS
- OPERATIONS RESEARCH
- INFORMATION RETRIEVAL
- PROGRAMMING
- MATH ANALYSIS

No charge to you for our custom service. Employers pay our fee. Expedite your development by sending resume in confidence with present salary & geographic preference to:



La Salle Associates

Professional Search Dept.
2136 Locust Street, Philadelphia, Pa. 19103

For your free bulletin without any obligation, circle subscriber service card. Please use home address only.

CIRCLE 116 ON READER CARD

SENIOR SYSTEMS ENGINEER

Must have B.S. in Industrial Engineering, Business Management or Physical Sciences. 5-8 years progressive experience with heavy emphasis on computing programming and machine languages in business systems. Duties will involve work measurements, cost control and data system studies.

Will be responsible for the undertaking of major systems projects at a research and production facility of approximately 2800 employees of The Dow Chemical Company, Rocky Flats Division, located approximately 18 miles northwest of Denver, Colorado.

Please send resume to:
THE DOW CHEMICAL COMPANY
Rocky Flats Division
Technical Placement
P. O. Box 888
Golden, Colorado 80402

(Operating Contractor for the Atomic Energy Commission)

An Equal Opportunity Employer
Can Consider Only U.S. Citizens

CIRCLE 115 ON READER CARD

New Opportunities in EDP with Burroughs

Pioneer in advanced concepts of EDP, Burroughs again leads the way with its new B8500 . . . the most powerful computer system ever announced for commercial and military use.

Featuring monolithic integrated circuits, TOTAL thin film memory and a functionally modular system organization, which permits efficient multiprocessing and time sharing, the B8500 is intended for the user, whose data processing needs demand state-of-the-art design.

The B8500 has a broad range of applications: centralized management information processing, large time sharing requirements, real time communications, store and forward message processing, centralized or decentralized scientific and engineering communications, as well as military command and control.

IMMEDIATE OPPORTUNITIES FOR:

PROGRAMMERS—Challenging positions in design and implementation of software systems for large modular multiprocessing systems. Positions are available in the following specific areas:

SOFTWARE SYSTEMS:

- executive control programs
- compilers
- computer simulation
- diagnostic programs

COMMAND AND CONTROL SYSTEMS:

- message switching
- on-line reservation systems
- air defense systems
- information storage and retrieval

SYSTEMS DESIGN ENGINEERS

To analyze system requirements and devise best solution, using available system components. Requires BSEE or equivalent, plus minimum 5 years' experience in systems design, logical design and/or programming. Thorough knowledge of computer technology essential. Knowledge of related technologies, such as display and communication, desirable.

LOGICAL DESIGN ENGINEERS

To perform logic design for special and general purpose digital computers and assist in development of diagnostic procedures. Requires bachelor's degree in EE, math or equivalent, and minimum 2 years' experience in logical design.

CIRCUIT DESIGN ENGINEERS

To design solid state circuits, as required for some of the following areas:

- fast ferrite core or magnetic film memory
- operational amplifiers
- A to D or D to A converters
- deflection and driver
- circuits for CRT display systems
- disks and drum circuits
- power supply systems
- solid state digital and interface circuits

Candidates should have a BSEE or equivalent, and minimum 2 years' design experience.

Component engineer to support circuit design in the areas of:

- part selection and specification
- part testing
- integrated circuit evaluation
- design review

Requires BS in EE or physics or equivalent experience.

ADVANCED DEVELOPMENT ENGINEERS

To conduct investigations in state-of-the-art and future techniques in the following areas:

- computer organization
- programming research
- magnetic film memory investigation
- information retrieval

Located on Philadelphia's famous Main Line, Burroughs' modern facilities are convenient to many historical, cultural, educational and recreational facilities unsurpassed anywhere in the country. The Main Line is a semi-rural area of unusual attractiveness.


To explore these unique professional opportunities, you may arrange for interviews with our Engineering Management Team by sending your resume, AIR MAIL, in confidence to Mr. A. J. Bellace, Department 2205.

Burroughs  **Corporation**

P.O. Box 782

Paoli, Pennsylvania

An equal opportunity employer



**THE
CASE
OF
THE
VANISHING
ROOM**


Here is a new tape storage case that saves important space, protects important data, and can be effectively used by real people working with real computers. Consider this:

You get 50% more storage because cases are thinner, it's even possible to use existing racks and cabinets. Case is always a circle, quick, easy to use. Place the reel against the shelf-back of the case, flip the lock. That's all. Reel is self registering to inner and outer rim. A stacking feature permits orderly storage on the desk, whether reel is in or out of case. Stacks on the arm, too, for quick computer changes. They're rugged. Cases are rigid, unbreakable when dropped, made of polycarbonate, hinged at lock with metal pins. Dual rubber seals mean best protection against tape contamination, better by far than any other space-saving case.

This new case is available from most every computer and tape manufacturer with their reels of tape. A ring of color around the hub of the reel identifies it as a quality reel with an aluminum winding surface from

DATA PACKAGING CORPORATION
205 Broadway, Cambridge, Massachusetts

Case patent number 3209904.



**To all those
who don't believe
that we can deliver
a 5,000,000 bit
random access memory system
for \$87,500,
we reveal our secret:**

A coincident current "write" technique,
coupled to a word select "read."
A 2-wire plane array.
And switch cores instead of diodes.
It's cheaper when you know how.

FERROXCUBE CORPORATION OF AMERICA;
Saugerties, New York 